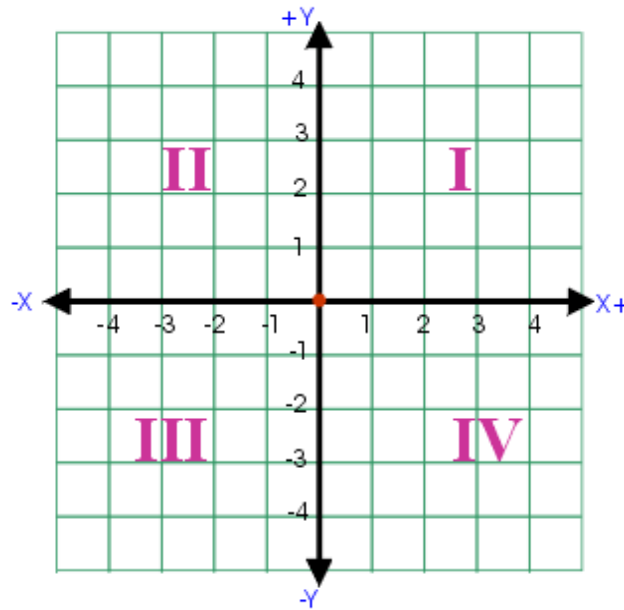


Coordinate Plane Project

This project will assess your ability to plot ordered pairs on a coordinate plane, in a creative & fun way!



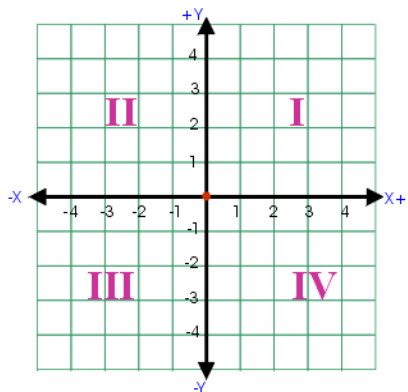
PROJECT PARAMETERS:

- You will create your own picture on graph paper, using all four quadrants and at least three sets of points. This image must be a creative picture and not basic geometric figures (square, rectangle, trapezoid, cube, etc). To accompany your picture, you will include a clear list of ordered pairs on the sheet provided.
- After your picture is created, test your list of ordered pairs to see if the picture matches.
- This project will be graded using the attached rubric.
- Your project must consist of 3 items:
 - Rubric with name: First and Last
 - Graph of picture
 - List of coordinates for your picture

Name: _____

Period: _____

Coordinate Plane Project



Due:

	(1 pt)	(3 pts)	(5 pts)
STUDENT PICTURE PROJECT: Picture Presentation	The desired image is basic and not creative or clear.	The image is clear, but lacks creativity or uses only basic geometric shapes.	The desired image is clear and creative and <u>avoids using only basic geometric shapes.</u>
STUDENT PICTURE PROJECT: Set of ordered pairs to accompany image	The set of ordered pairs that accompanies the student project is not neat and not all of the points follow the correct form (x, y)	The set of ordered pairs that accompanies the student project is slightly sloppy and/or not all of the points follow the correct form (x, y)	The set of ordered pairs that accompanies the student project is typed neatly and <u>follows the correct form (x, y)</u>
STUDENT PICTURE PROJECT: Use of ordered pairs within the picture	The list of ordered pairs uses only one quadrant on the coordinate plane.	The list of ordered pairs uses two quadrants on the coordinate plane.	The list of ordered pairs <u>uses all four quadrants</u> on the coordinate plane.
STUDENT PICTURE PROJECT: Groups of ordered pairs in each quadrant	The student has only one set of points.	The student has two separate groups of points.	The student has at least <u>three separate groups of points.</u>

Extra Credit (+5) if image is colorful

Total Points Available: **25 points**

Total Points Earned: _____

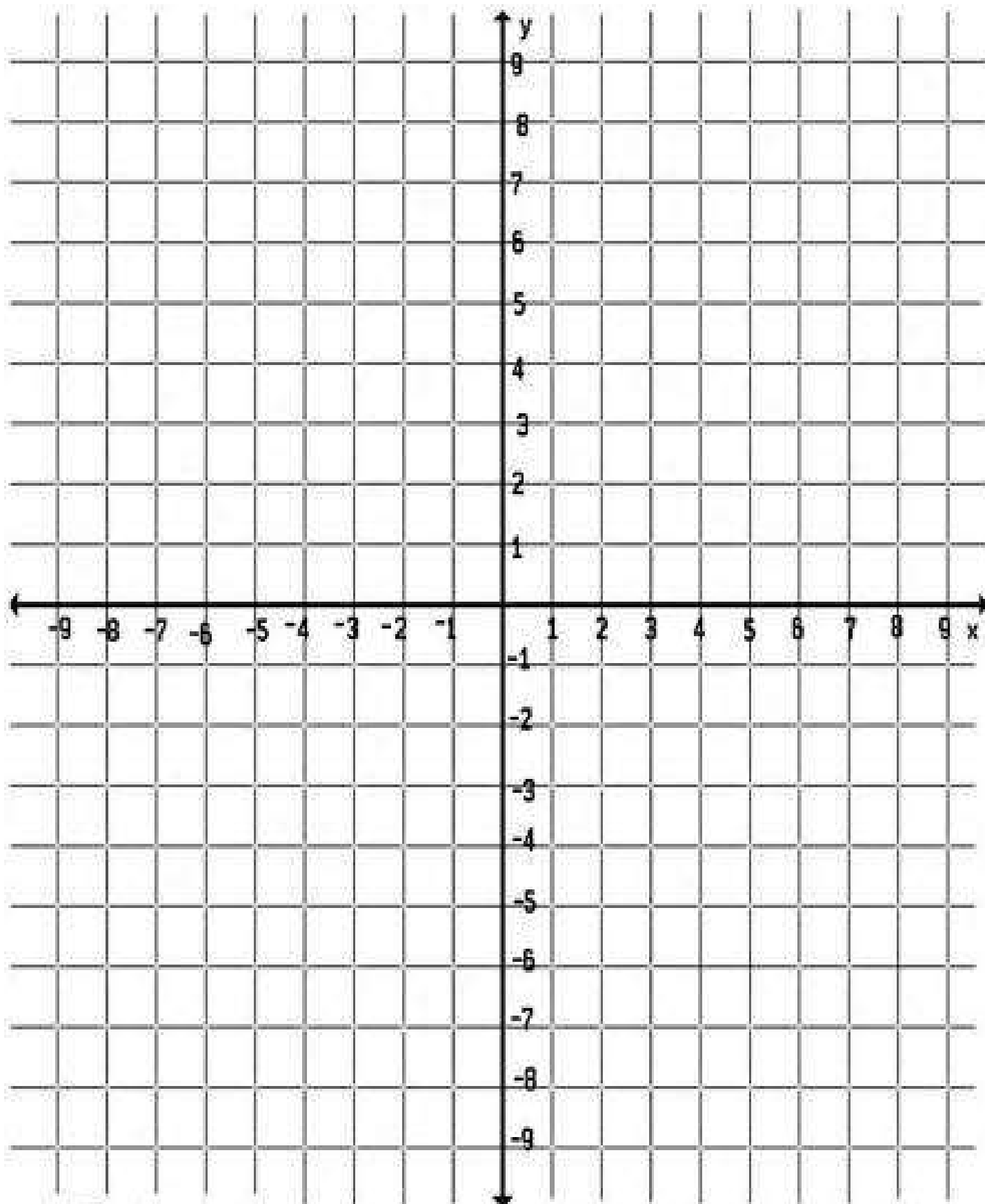
LIST OF COORDINATES

QUADRANT I

QUADRANT II

QUADRANT III

QUADRANT IV



© 2005, Agnes Azzolino

www.mathnstuff.com/gif/9x9not.gif

Permission is granted to duplicate as needed for nonprofit purposes.