

# Colonial Towns and Townspeople



By: \_\_\_\_\_

# Colonial Chores



---

---

---



---

---


---



---

---

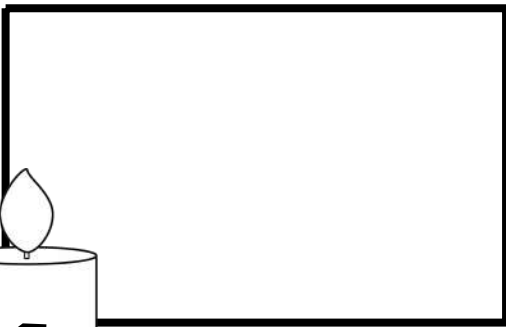
---



---

---


---



---

---

---



# *A Trip to Town*

*How did the farmers pay for what they needed to buy?*

*At the end: What shops might you visit in town?*



# How To Make Bread




Three horizontal lines for handwriting practice: a solid top line, a dashed middle line, and a solid bottom line.

Three horizontal lines for handwriting practice: a solid top line, a dashed middle line, and a solid bottom line.



Three horizontal lines for handwriting practice: a solid top line, a dashed middle line, and a solid bottom line.

Three horizontal lines for handwriting practice: a solid top line, a dashed middle line, and a solid bottom line.

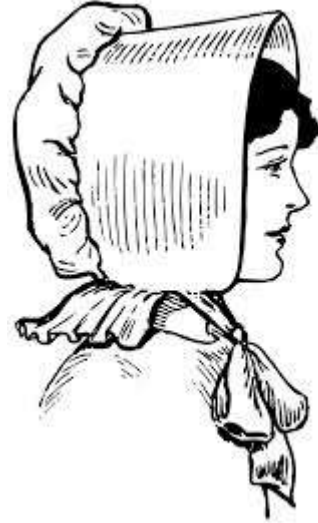


Three horizontal lines for handwriting practice: a solid top line, a dashed middle line, and a solid bottom line.

Three horizontal lines for handwriting practice: a solid top line, a dashed middle line, and a solid bottom line.



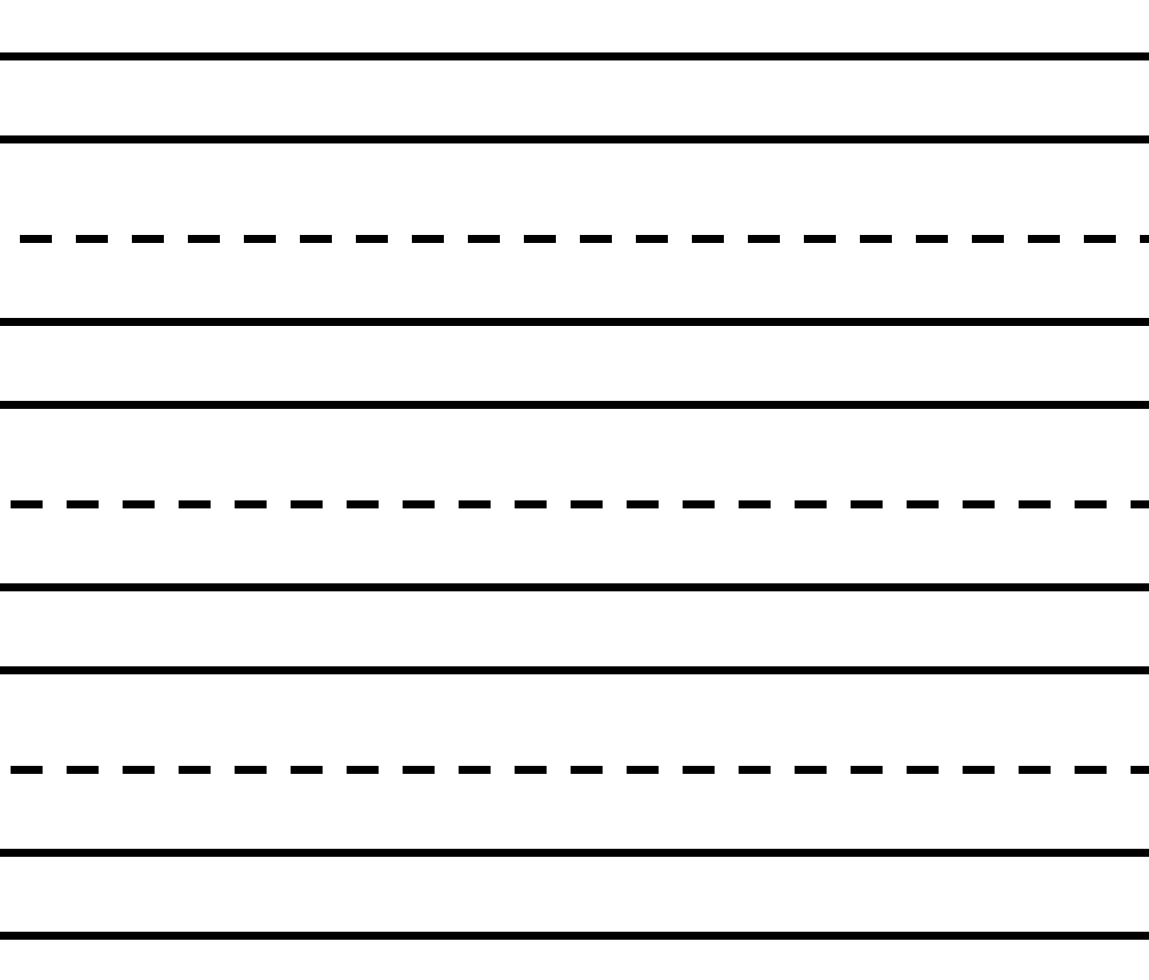
# Colonial Garments



Fact 1

Fact 2

Fact 3



5



# House Building Company

bricklayers

masons

carpenters



# House Building Helpers




Three horizontal lines for handwriting practice: a solid top line, a dashed middle line, and a solid bottom line.

Three horizontal lines for handwriting practice: a solid top line, a dashed middle line, and a solid bottom line.



Three horizontal lines for handwriting practice: a solid top line, a dashed middle line, and a solid bottom line.

Three horizontal lines for handwriting practice: a solid top line, a dashed middle line, and a solid bottom line.



Three horizontal lines for handwriting practice: a solid top line, a dashed middle line, and a solid bottom line.

Three horizontal lines for handwriting practice: a solid top line, a dashed middle line, and a solid bottom line.

