

NCEdCloud: CLAIM STUDENT ACCOUNT

Created By: Technology Services

Home Base applications will be accessed with a single sign-on process offered through NCEdCloud. Applications affected include:

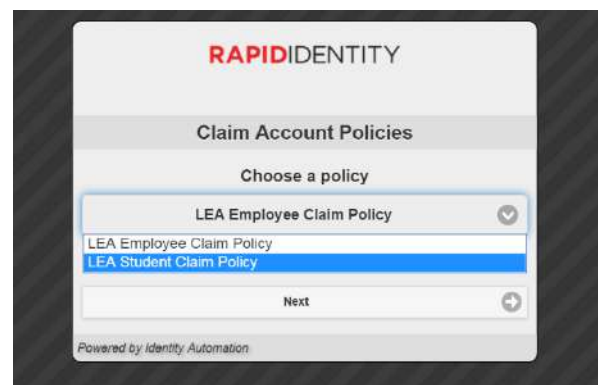
- Canvas
- PowerSchool
- SchoolNet

To claim your NCEdCloud (IAM) Account please follow the steps outlined below.

1. Using Google Chrome visit Student Start up page and click "IAM Login" or type <http://my.ncedcloud.org>



2. Click **Claim My Account**.

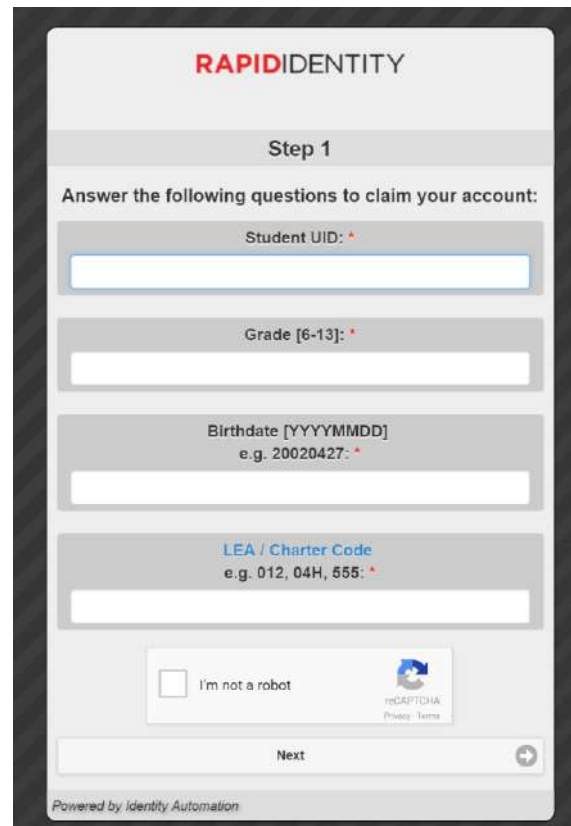


3. Select **LEA Student Claim Policy**.
4. Click **Next**

Technology Services Department

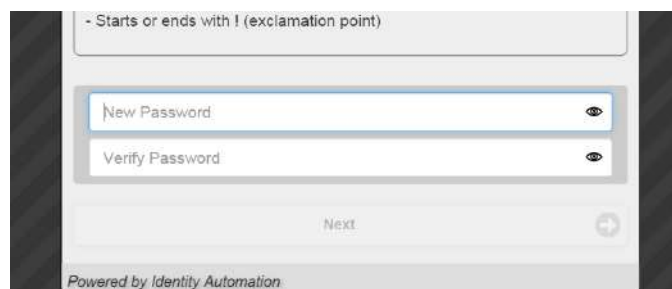
721 Brewer Drive
Monroe, NC 28112
(704) 296-3143

5. Enter the required information.
 - Pupil Number is your **Student ID** number assigned from PowerSchool
 - Enter grade for 2015-2016 School Year
 - Follow the required format for Birthdate[**YearMonthDay**]
 - LEA/Charter Code is **900**
6. Click I am not a robot, if prompted, follow the instructions on the next page that appears (e.g., Select all images with salad.) and click **Verify**.
7. **Click Next**



The screenshot shows the 'RAPIDIDENTITY' Step 1 registration form. It prompts the user to 'Answer the following questions to claim your account:'. The form includes four input fields: 'Student UID: *', 'Grade [6-13]: *', 'Birthdate [YYYYMMDD] e.g. 20020427: *', and 'LEA / Charter Code e.g. 012, 04H, 555: *'. Below these fields is a reCAPTCHA section with a checkbox labeled 'I'm not a robot' and a reCAPTCHA logo. At the bottom, there is a 'Next' button with a right arrow icon. The footer text reads 'Powered by Identity Automation'.

8. Create a new password and verify.
 - a. Note: You must type your password once on each line to ensure your passwords match.
 - b. Use your school assigned complex password that ends with birthday year and initials.

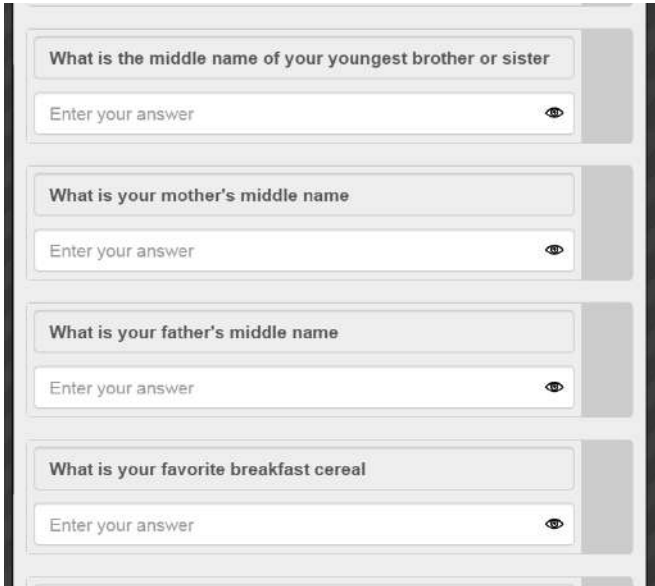


The screenshot shows the password creation and verification screen. It features two input fields: 'New Password' and 'Verify Password', each with a toggle icon (an eye) to the right. Above the 'New Password' field, there is a note: '- Starts or ends with ! (exclamation point)'. Below the input fields is a 'Next' button with a right arrow icon. The footer text reads 'Powered by Identity Automation'.

Technology Services Department

721 Brewer Drive
Monroe, NC 28112
(704) 296-3143

9. Click Next

A screenshot of a web-based security question form. It contains four identical-looking question blocks stacked vertically. Each block has a question label, a text input field, and a small eye icon to the right of the input field. The questions are: 'What is the middle name of your youngest brother or sister', 'What is your mother's middle name', 'What is your father's middle name', and 'What is your favorite breakfast cereal'. The input fields are empty and contain the placeholder text 'Enter your answer'.

10. Answer **at least 5** of the security questions
These questions will be used in the event you forget your password.

11. Click **Next**
A confirmation page is displayed

11. Close the window. You may now log into the NCedCloud system by visiting <http://my.ncedcloud.org> and use your student number and assigned password to access Canvas, PowerSchool or SchoolNet.