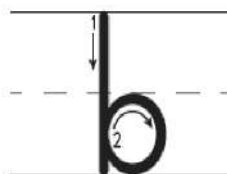




Start between the dotted line and the bottom line.

1. circle to the left
2. short line down



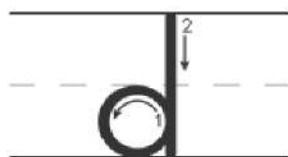
Start on the top line.

1. long line down
2. circle to the right



Start just below the dotted line.

1. most of a circle to the left



Start between the dotted line and the bottom line.

1. circle to the left
2. long line down



Start between the dotted line and the bottom line.

1. short line across
2. most of a circle to the left



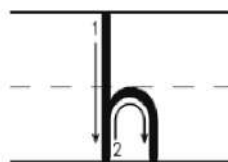
Start just below the top line.

1. candy cane (lift)
2. short line across



Start between the dotted line and the bottom line.

1. circle to the left
2. fish hook ending below bottom line



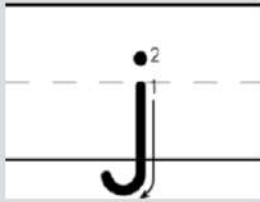
Start on the top line.

1. long line down
2. hump



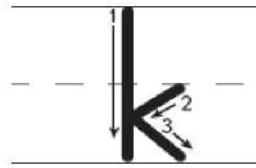
Start on the dotted line.

1. short line down (lift)
2. dot on top



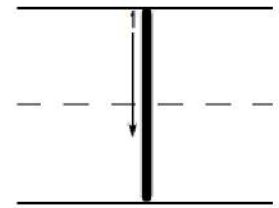
Start at dotted line.

1. fish hook ending below the bottom line (lift)
2. dot on top



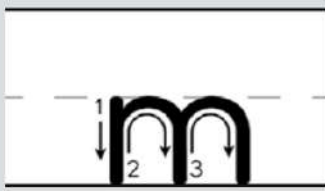
Start on the top line.

1. long line down (lift)
2. diagonal left
3. diagonal right



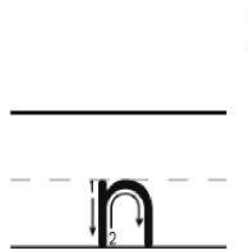
Start on the top line.

1. long line down

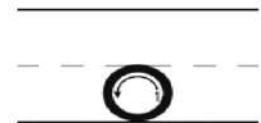


Start on the dotted line.

1. short line down
2. hump
3. hump




1. Start on the dotted line.
2. short line down
3. hump



Start between the dotted line and the bottom line.


1. circle to the left

Remember to put up the Sound Poster for /o/ and the Sound Card for 'o'.



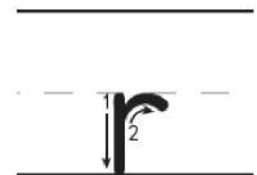
Start on the dotted line.

1. line down ending below bottom line
2. circle to the right



Start between the dotted line and bottom line.

1. circle to the left
 2. line down ending below the bottom line
- Start on the dotted line.
1. cup
 2. short line down



Start on the dotted line.

1. short line down
2. half a hump

The letter 'S' is shown on three horizontal lines: a solid top line, a dashed middle line, and a solid bottom line. The letter starts just below the dashed middle line and curves around to end just below the solid bottom line.

Start just below the dotted line.

1. half circle to the left, half circle to the right

The letter 'T' is shown on three horizontal lines: a solid top line, a dashed middle line, and a solid bottom line. The letter starts between the dashed middle line and the solid bottom line, goes down to the bottom line, and then has a short horizontal stroke across the middle.

Start between the dotted line and the bottom line.

1. long line down (lift)
2. short line across

The letter 'U' is shown on three horizontal lines: a solid top line, a dashed middle line, and a solid bottom line. The letter starts on the dashed middle line, goes down to the bottom line, and then curves back up to the middle line.

Start on the dotted line.

1. cup
2. short line down

The letter 'V' is shown on three horizontal lines: a solid top line, a dashed middle line, and a solid bottom line. The letter starts on the dashed middle line, goes diagonally down to the bottom line, and then diagonally up to the middle line.

Start on the dotted line.

1. diagonal right
2. diagonal up

The letter 'W' is shown on three horizontal lines: a solid top line, a dashed middle line, and a solid bottom line. The letter starts on the dashed middle line, goes diagonally down to the bottom line, then diagonally up to the middle line, then diagonally down to the bottom line, and finally diagonally up to the middle line.

Start on the dotted line.

1. diagonal right
2. diagonal up
3. diagonal right
4. diagonal up

The letter 'X' is shown on three horizontal lines: a solid top line, a dashed middle line, and a solid bottom line. The letter starts on the dashed middle line, goes diagonally down to the bottom line, and then diagonally up to the middle line.

Start on the dotted line.

1. diagonal right (lift)
2. diagonal left

The letter 'Y' is shown on three horizontal lines: a solid top line, a dashed middle line, and a solid bottom line. The letter starts on the dashed middle line, goes diagonally down to the bottom line, and then diagonally up to the middle line.

Start on the dotted line.

1. diagonal right (lift)
2. diagonal left ending below the bottom line

The letter 'Z' is shown on three horizontal lines: a solid top line, a dashed middle line, and a solid bottom line. The letter starts on the dashed middle line, goes horizontally across to the right, then diagonally down to the bottom line, and finally horizontally across to the left.

Start on the dotted line.

1. short line across
2. diagonal left
3. short line across