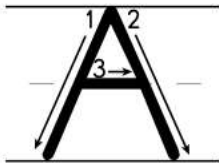

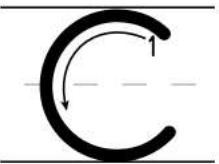
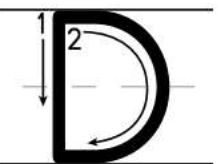
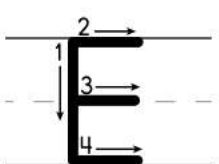
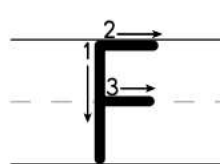

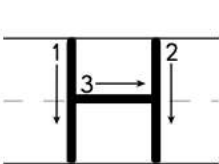


CKLA Upper Case Letter Formation—Detailed Instruction in Teacher’s Guide

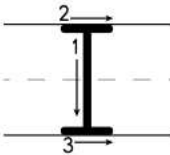

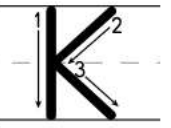
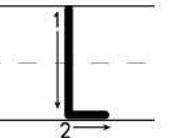
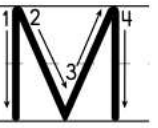
Kindergarten Unit 9 Lesson 1 p. 16

Kindergarten Unit 9 Lesson 3 p. 37

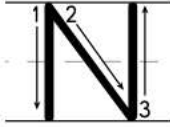
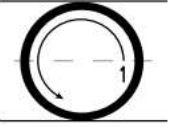


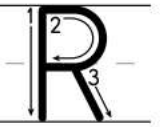
 <p>Start on the top line.</p> <ol style="list-style-type: none">1. diagonal left down (lift)2. diagonal right (lift)3. line across	 <p>Start on the top line.</p> <ol style="list-style-type: none">1. long line down (lift)2. half a circle to the right3. half a circle to the right	 <p>Start just below the top line.</p> <ol style="list-style-type: none">1. most of a circle to the left	 <p>Start on the top line.</p> <ol style="list-style-type: none">1. long line down (lift)2. half a circle to the right
--	--	---	--

 <p>Start on the top line.</p> <ol style="list-style-type: none">1. long line down (lift)2. line across (lift)3. line across (lift)4. line across	 <p>Start on the top line.</p> <ol style="list-style-type: none">1. long line down (lift)2. line across (lift)3. line across	 <p>Start just below the top line.</p> <ol style="list-style-type: none">1. most of a circle to the left2. line across	 <p>Start on the top line.</p> <ol style="list-style-type: none">1. long line down (lift)2. long line down (lift)3. line across
---	---	--	--

Kindergarten Unit 9 Lesson 6 p. 66

 <p>Start on the top line.</p> <ol style="list-style-type: none"> 1. long line down (lift) 2. line across (lift) 3. line across 	 <p>Start on the top line.</p> <ol style="list-style-type: none"> 1. fish hook 	 <p>Start on the top line.</p> <ol style="list-style-type: none"> 1. long line down (lift) 2. diagonal left 3. diagonal right 	 <p>Start on the top line.</p> <ol style="list-style-type: none"> 1. long line down 2. line across 	 <p>Start on the top line.</p> <ol style="list-style-type: none"> 1. long line down (lift) 2. diagonal right 3. diagonal up 4. long line down
---	--	---	--	--

Kindergarten Unit 9 Lesson 7 p. 79

 <p>Start on the top line.</p> <ol style="list-style-type: none"> 1. long line down (lift) 2. diagonal right 3. long line up 	 <p>Start between the dotted and the top line.</p> <ol style="list-style-type: none"> 1. circle to the left 	 <p>Start on the top line.</p> <ol style="list-style-type: none"> 1. long line down (lift) 2. half a circle to the right 	 <p>Start between the dotted and the top line.</p> <ol style="list-style-type: none"> 1. circle to the left (lift) 2. diagonal right 	 <p>Start on the top line.</p> <ol style="list-style-type: none"> 1. long line down (lift) 2. half a circle to the right 3. diagonal right
--	---	---	--	--

Kindergarten Unit 9 Lesson 10 p. 107

<p>Start between the top and the dotted line.</p>	<p>Start on the top line.</p>	<p>Start on the top line.</p>	<p>Start on the top line.</p>	<p>Start on the top line.</p>
<ol style="list-style-type: none"> 1. half a circle to the left 2. half a circle to the right 	<ol style="list-style-type: none"> 1. long line down (lift) 2. line across 	<ol style="list-style-type: none"> 1. cup 	<ol style="list-style-type: none"> 1. diagonal right 2. diagonal up 	<ol style="list-style-type: none"> 1. diagonal right 2. diagonal up 3. diagonal right 4. diagonal up

Kindergarten Unit 9 Lesson 12 p. 127

<p>Start on the top line.</p>	<p>Start on the top line.</p>	<p>Start on the top line.</p>
<ol style="list-style-type: none"> 1. diagonal right (lift) 2. diagonal left 	<ol style="list-style-type: none"> 1. diagonal right (lift) 2. diagonal left 3. short line down 	<ol style="list-style-type: none"> 1. line across 2. diagonal left 3. line across