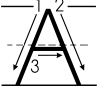

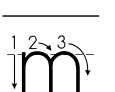
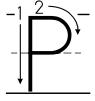
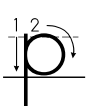








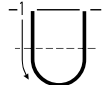

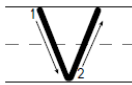





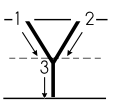
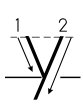
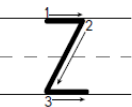



Letter Formation (according to Core Knowledge)

 <p>Start on the top line 1. diagonal left (lift) 2. diagonal right (lift) 3. line across</p>	 <p>Start between the dotted line and the bottom line. 1. circle to the left 2. short line down</p>	 <p>Start on the top line 1. long line down 2. half a circle to the right 3. half a circle to the right</p>	 <p>Start on the top line. 1. long line down 2. circle to the right</p>	 <p>Start just below the line 1. most of a circle to the left</p>	 <p>Start just below the dotted line 1. most of a circle to the left</p>
 <p>Start on the top line 1. long line down (lift) 2. half a circle to the right</p>	 <p>Start between the dotted line and the bottom line. 1. circle to the left 2. long line down</p>	 <p>Start on the top line 1. long line down (lift) 2. line across (lift) 3. line across (lift) 4. line across</p>	 <p>Start between the dotted line and the bottom line. 1. short line across 2. most of a circle to the left</p>	 <p>Start on the top line 1. long line down (lift) 2. line across (lift) 3. line across</p>	 <p>Start just below the top line. 1. candy cane (lift) 2. short line across</p>
 <p>Start just below the top line 1. most of a circle to the left 2. line across</p>	 <p>Start between the dotted line and the bottom line. 1. circle to the left 2. fish hook ending below the bottom line</p>	 <p>Start on the top line 1. long line down (lift) 2. long line down (lift) 3. line across</p>	 <p>Start on the top line. 1. long line down 2. hump</p>	 <p>Start on the top line 1. long line down (lift) 2. line across (lift) 3. line across</p>	 <p>Start on the dotted line. 1. short line down (lift) 2. dot on top</p>
 <p>Start on the top line. 1. fish hook</p>	 <p>Start on the dotted line. 1. fish hook ending below the bottom line (lift) 2. dot on top</p>	 <p>Start on the top line. 1. long line down (lift) 2. diagonal left 3. diagonal right</p>	 <p>Start on the top line. 1. long line down (lift) 2. diagonal left 3. diagonal right</p>	 <p>Start on the top line. 1. long line down 2. line across</p>	 <p>Start on the top line. 1. long line down</p>
 <p>Start on the top line 1. long line down (lift) 2. diagonal right 3. diagonal up 4. long line down</p>	 <p>Start on the dotted line 1. short line down 2. hump 3. hump</p>	 <p>Start on the top line 1. long line down (lift) 2. diagonal right 3. long line up</p>	 <p>Start on the dotted line 1. short line down 2. hump</p>	 <p>Start between the dotted line and the top line. 1. circle to the left</p>	 <p>Start between the dotted line and the bottom line. 1. circle to the left</p>

Letter Formation (according to Core Knowledge)

 <p>Start on the top line. 1. long line down (lift) 2. half a circle to the right</p>	 <p>Start on the dotted line. 1. line down ending below bottom line 2. circle to the right</p>	 <p>Start between the dotted and the top line. 1. circle to the left (lift) 2. diagonal right</p>	 <p>Start between the dotted and the bottom line. 1. circle to the left 2. line down ending below the bottom line</p>	 <p>Start on the top line. 1. long line down (lift) 2. half a circle to the right 3. diagonal right</p>	 <p>Start on the dotted line. 1. short line down 2. half a hump</p>
 <p>Start between the top and the dotted line. 1. half a circle to the left 2. half a circle to the right</p>	 <p>Start just below the dotted line. 1. half circle to the left, half circle to the right</p>	 <p>Start on the top line. 1. long line down (lift) 2. line across</p>	 <p>Start between the dotted line and the top line. 1. long line down (lift) 2. short line across</p>	 <p>Start on the top line. 1. cup</p>	 <p>Start on the dotted line. 1. cup 2. short line down</p>
 <p>Start on the top line. 1. diagonal right 2. diagonal up</p>	 <p>Start on the dotted line. 1. diagonal right 2. diagonal up</p>	 <p>Start on the top line. 1. diagonal right 2. diagonal up 3. diagonal right 4. diagonal up</p>	 <p>Start on the dotted line. 1. diagonal right 2. diagonal up 3. diagonal right 4. diagonal up</p>	 <p>Start on the top line. 1. diagonal right (lift) 2. diagonal left</p>	 <p>Start on the dotted line. 1. diagonal right (lift) 2. diagonal left</p>
 <p>Start on the top line. 1. diagonal right (lift) 2. diagonal left 3. short line down</p>	 <p>Start on the dotted line. 1. diagonal right (lift) 2. diagonal left ending below the bottom line</p>	 <p>Start on the top line. 1. line across 2. diagonal left 3. line across</p>	 <p>Start on the dotted line. 1. short line across 2. diagonal left 3. short line across</p>		