

Knowledge 3: Stories



Thank you for your download!

Each page was designed to follow with the writing application and word work parts of the CKLA Knowledge 3 Lessons.

The vocabulary needed to pass the assessment at the end of the unit also have vocabulary cards for continuous review.

Thank you
Holly
Classy in Primary

Directions

- Hang up the domain header, with the sub headers arranged underneath (Story Elements, Standards, Key Vocabulary, Types of Fiction, Parts of a Book).
- Sort the vocabular cards under the sub headers as introduced.
- Use the character, setting, and plot sub headers and individual story pieces to add characters, settings, and plot examples under those sub headers as you work your work your way through the unit. There are not pieces for every single story.
- The worksheets are meant to be used with the sequencing images from CKLA online /workbooks.

Story Elements

Standards

Key Story Vocabulary

Types of Fiction

Parts of a Book

Reading Standards

- I can identify fiction stories.
- I can identify storybooks, folktales, and trickster tales as types of fiction.
- I can identify the character, plot, problem, and setting in stories.
- I can describe the actions of main characters in stories.
- I can tell how characters in different stories are alike and different.

Language Standards

- I can explain what new words I learned from the stories we read.
- I can understand and use new words from the stories we read.

Writing Standards

- I can use pictures to sequence the events of familiar stories.
- I can use drawing and writing to complete a story map.
- I can use drawing and writing to share an opinion about the story.

sly



sneaky,
secretive,
and clever


blazing



hot and
bright


misused

used incorrectly




foolishness

silly or ridiculous things that people
do or say



perilous

dangerous



musician

someone who
plays a
musical
instrument or
sings



suddenly

very quickly
and
unexpectedly



longed


really wanted
something
that is often
hard to get



Front Cover



Back Cover



Title Page



Author

The person who wrote the story



Illustrator

The person who drew the story's pictures.



Fiction

A type of text that tell a story using characters, setting, and plot.



Folktale

A type of story that has been told orally for many, many years.




Trickster Tale

A type of story with a character that outsmarts or tricks the other characters.



Storybook

A book that contains a children's story.



Character





The people, creatures, or animals in the story.


Setting

The place where the story happens.

Plot




The action and events that happen in the story.













Name: _____

Chicken Little

Plot:

First

Next

Last

Word Work:

sly

sly: sneaky, secretive, and
clever

Circle and color the character
from Chicken Little that is **sly**.

Foxy Loxy



Chicken Little



Name: _____

Chicken Little

Plot:

First

Next

Last

Word Work:

sly


sly: sneaky, secretive, and
clever

Circle and color the character
from Chicken Little that is **sly**.

Foxy Loxy



Chicken Little



Name: _____

The Three Little Pigs

Plot:

First

Next

Then

Last

Word Work:

blazing

blazing: hot and bright

Circle and color the item from
The Three Little Pigs that was
blazing.



Name: _____

The Three Billy Goats Gruff

Plot:

First

Next

Then


Last

Word Work:

longed

longed: really wanted
something that is often
hard to get

Circle and color the item from
The Three Billy Goats Gruff
that the goats **longed** to eat.





Name: _____

The Wolf and the Seven Little Kids

Plot:

First

Next

Then

Last

Word Work:

terrified

terrified: very scared

Circle and color the character from The Wolf and the Seven Little Kids that **terrified** the kids.



Name: _____

The Bremen Town Musicians

Character:

Pick an animal character from the story. Draw something it did in the story that it cannot do in real life.


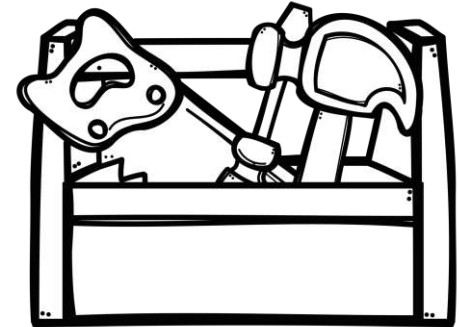
Draw the animal character doing something it could do in real life.

Word Work:

musician


musician: someone who plays a musical instrument or sings.

Circle and color the item that a **musician** might use to perform.



The Bremen Town Musicians Character Puppets

Print enough copies so that when you divide your class up into four groups, each child can hold a puppet. Print, laminate, and hot glue to a popsicle stick for durability.



Name: _____

Hero:


Momotaro, Peach Boy

Word Work:

swooped

swooped: flew down
quickly in a curving motion

Circle and color the animal that
swooped to catch something.



I think _____ is a hero
because _____.

Name: _____ **The Story of Jumping Mouse, Part I**

Gift:

Draw the animal that received the gift of jumping in the story.

Draw the animal that gave the gift of jumping in the story.

Word Work:

perilous

perilous: dangerous

Circle and color the activity
that could be **perilous**.



Name: _____ **The Story of Jumping Mouse, Part 2**

Favorite Character:

My favorite character is _____


because _____.

Word Work:

misused

misused: used incorrectly

Circle and color the scissors
being **misused** at school.



Name: _____

Goldilocks and the Three Bears

Story Map:

Characters:

Setting:

First

Next



Last

Word Work:

suddenly

suddenly: very quickly and
unexpectedly

Circle and color the animal that
could move **suddenly**.



Name: _____

Trickster Tale:

Turtle was a trickster in this story. Draw a picture that shows how he tricked Elephant and Hippopotamus.

Tug-of-War Word Work:

foolishness

foolishness: silly or ridiculous things that people do or say

Circle and color the student showing foolishness.



Credits

Copyright: Holly E. McMurray, 2024. User has the right to share this free item, but user may not claim work as own or distribute as own.

TPT: Classy in Primary

Thank you to the following resources for fonts and graphics:

