

Strategy of the Week: Compare and Contrast (Grades 3–5)

Cinderella by Brothers Grimm;
Yeh-Shen author unknown;
The Korean Cinderella by Shirley Climo;
The Rough-Faced Girl by Rafe Martin;
Mufaro's Beautiful Daughters by John Steptoe

Mini-Unit Lesson Instructions

In this mini-unit, four-day lesson plan, students will learn or review the strategy of comparing and contrasting using multiple texts. This unit teaches students how to use comparing and contrasting to increase understanding of a topic using the Gradual Release of Responsibility instructional model: *I do* (the teacher provides explicit instruction and/or modeling), *We do* (the teacher and the students practice together), and *You do* (the students independently practice the skill).

Standards and Objectives

CCSS: RL 3.9; RL 4.9; RL 5.9

- Students will practice the strategy of comparing and contrasting to get a deeper understanding of multiple texts
- Students will engage in rereading multiple texts to note additional comparisons.
- Students will learn how compare and contrast are useful reading strategy.

Texts

Day 1

Cinderella by Brothers Grimm

Day 2

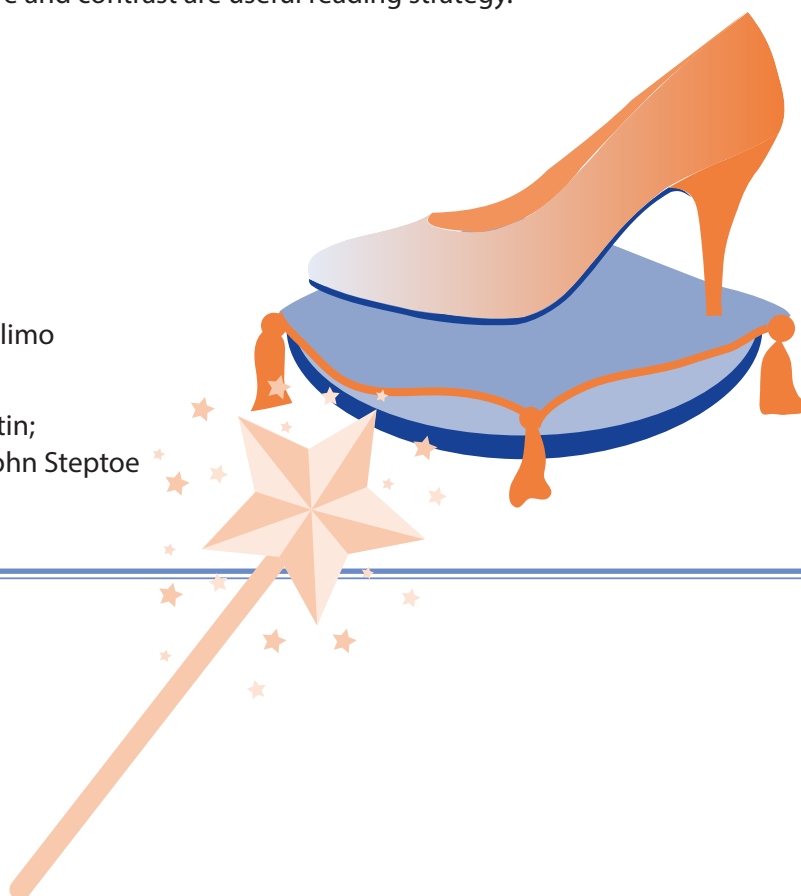
Yeh-Shen (Author Unknown)

Day 3

The Korean Cinderella by Shirley Climo

Day 4


The Rough-Faced Girl by Rafe Martin;
Mufaro's Beautiful Daughters by John Steptoe



Strategy of the Week: Compare and Contrast (Grades 3–5)

Cinderella by Brothers Grimm;
Yeh-Shen author unknown;
The Korean Cinderella by Shirley Climo;
The Rough-Faced Girl by Rafe Martin;
Mufaro’s Beautiful Daughters by John Steptoe

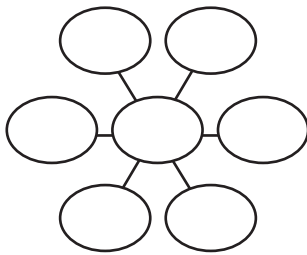
	Day 1	Day 2	Day 3	Day 4
I Do	<p>Explain to the students when you compare and contrast you are looking at how two or more things are alike and different.</p> <p>Share with students a list of comparison words (e.g. <i>alike, also, as well as, both, like, same, similar</i>) and a list of contrast words (e.g. <i>although, as opposed to, but, differ, even though, however, in contrast, instead, unlike, yet</i>).</p> <p>Tell students throughout the week they will be comparing and contrasting different versions of the story, Cinderella.</p>	<p>Share with the students that when you are <i>comparing</i> and <i>contrasting</i> two or more things, you are developing a deeper understanding.</p> <p>Refer to yesterday’s two Cinderella stories to show how comparing and contrasting led to a deeper understanding of the Brother’s Grimm version of the <i>Cinderella</i> story.</p>	<p>Tell the students today they will be working on <i>comparing</i> and <i>contrasting</i> the <i>Cinderella</i> stories they have read together as a class and decide which ones are most alike and least alike. Explain that by <i>comparing</i> the greatest similarities in each text, they will gain a better understanding.</p>	<p>Review with students how they have been <i>comparing</i> and <i>contrasting</i> Cinderella stories using charts, Venn diagrams and webs to gain a better understanding of each story. Explain that today they will be comparing and contrasting characters within a <i>Cinderella</i> story using a T-chart.</p>

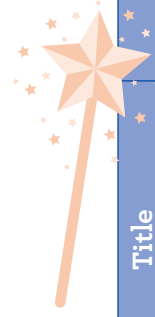


Strategy of the Week: Questioning (Grade 3)


Cinderella by Brothers Grimm;
Yeh-Shen author unknown;
The Korean Cinderella by Shirley Climo;
The Rough-Faced Girl by Rafe Martin;
Mufaro's Beautiful Daughters by John Steptoe



	Day 1	Day 2	Day 3	Day 4
We Do	<p>Together, recount orally the Disney™ version of the Cinderella story. Have students record pertinent information they discussed on their Cinderella Contrast and Comparison Chart (see below).</p> <p>Together read <i>Cinderella</i> by Brothers Grimm. Pause while reading to check for understanding. After reading have students add relevant information from the story to their Cinderella Contrast and Comparison Chart. Discuss how the two versions are alike and different.</p>	<p>Tell the students today they will be reading the first known original Cinderella story.</p> <p>Together read <i>Yeh-Shen</i> (author unknown). Pause while reading to check for understanding. After reading, have students add relevant information from the story to their Cinderella Contrast and Comparison Chart. Together, use the Cinderella Story: Venn Diagram Template (see below) to compare and contrast <i>Yeh-Shen</i> with the Brother's Grimm version of <i>Cinderella</i>.</p>	<p>Together read <i>The Korean Cinderella</i> by Shirley Climo. Pause while reading to check for understanding. After reading have students add relevant information from the story to their Cinderella Contrast and Comparison Chart. Using the chart, make a web of similarities from each story. Model for students how to make a Circle Web Chart (see below) connecting similarities to each other.</p> 	<p>Together read <i>The Rough-Faced Girl</i> by Rafe Martin. Pause while reading to check for understanding. After reading, make a T-chart to compare and contrast the two sisters with the Rough-Faced girl.</p>
You Do	<p>Have students select a <i>Cinderella</i> story of their choice to read. After reading, tell the students to add information from the story they selected to the Cinderella Contrast and Comparison Chart.</p>	<p>Have students select a <i>Cinderella</i> story of their choice to read. After reading, tell the students to add information from the story they selected to the Cinderella Contrast and Comparison Chart. Have students use the Cinderella Story: Venn Diagram Template to compare and contrast <i>Yeh-Shen</i> with the <i>Cinderella</i> story they selected.</p>	<p>Have students select a <i>Cinderella</i> story of their choice to read. After reading, tell the students to add information from the story they selected to the Cinderella Contrast and Comparison Chart. Have students add the <i>Cinderella</i> story read independently, to their web.</p>	<p>Have students read <i>Mufaro's Beautiful Daughters</i> by John Steptoe. After reading, have the students make a T-chart to compare and contrast the two sisters.</p>
CCSS	RL 3.9, 4.9, and 5.9	RL 3.9, 4.9, and 5.9	RL 3.9, 4.9, and 5.9	RL 3.9, 4.9, and 5.9



Cinderella Contrast and Comparison Chart



Title	Protagonist	Antagonist(s)	Animal Characters	Magical Event	Ending

Name: _____ Date: _____

Cinderella Story: Venn Diagram

