

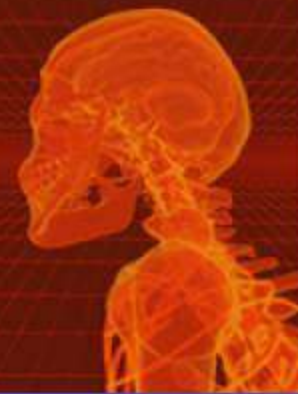
MEDICAL TERMINOLOGY

FOR HEALTH PROFESSIONS

ANN EHRLICH

CAROL L. SCHROEDER

Sixth Edition



Chapter 9

The Urinary System



DELMAR

CENGAGE Learning™

© 2009 Delmar, Cengage Learning

Overview of Structures, Combining Forms, and Functions

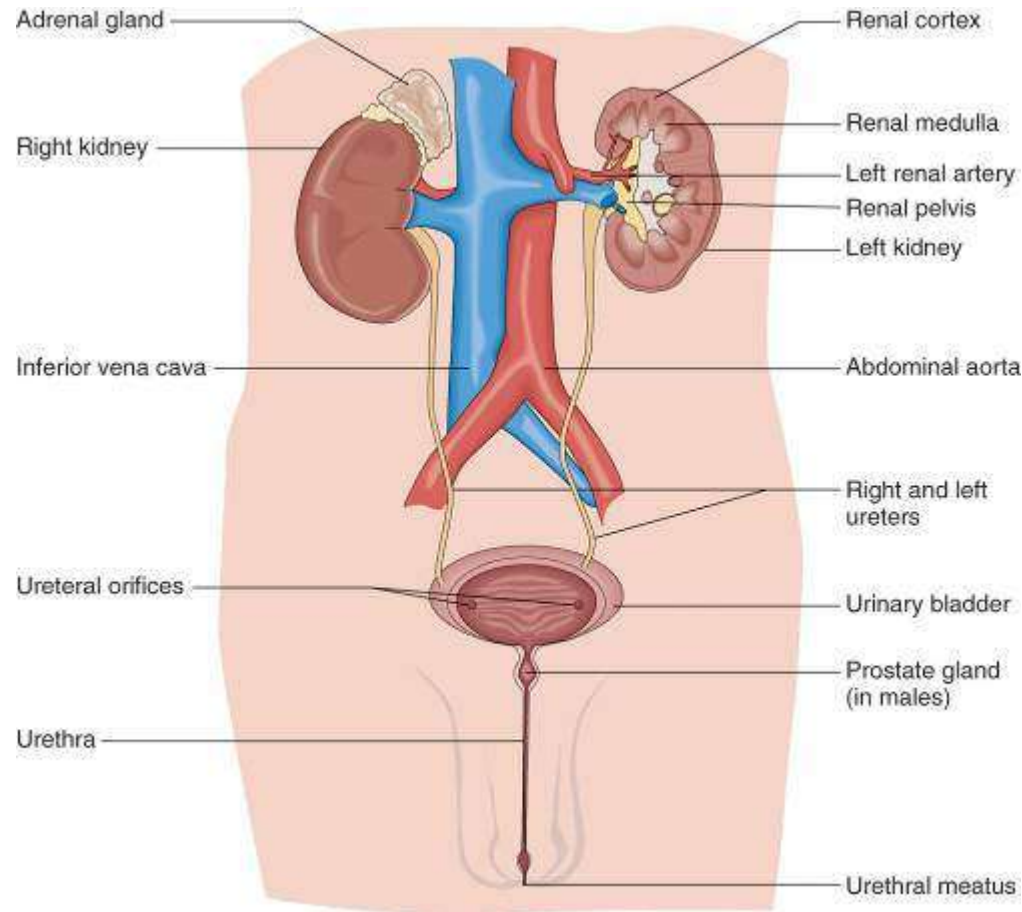


DELMAR

CENGAGE Learning™

© 2009 Delmar, Cengage Learning

Primary Structures of the Urinary System



DELMAR

CENGAGE Learning

© 2009 Delmar, Cengage Learning

Kidneys

- Primary Functions

- Filter the blood to remove waste products.
- Maintain electrolyte concentrations.
- Remove excess water to maintain the fluid volume within the body.

- Related Combining Forms

- nephro
- ren/o



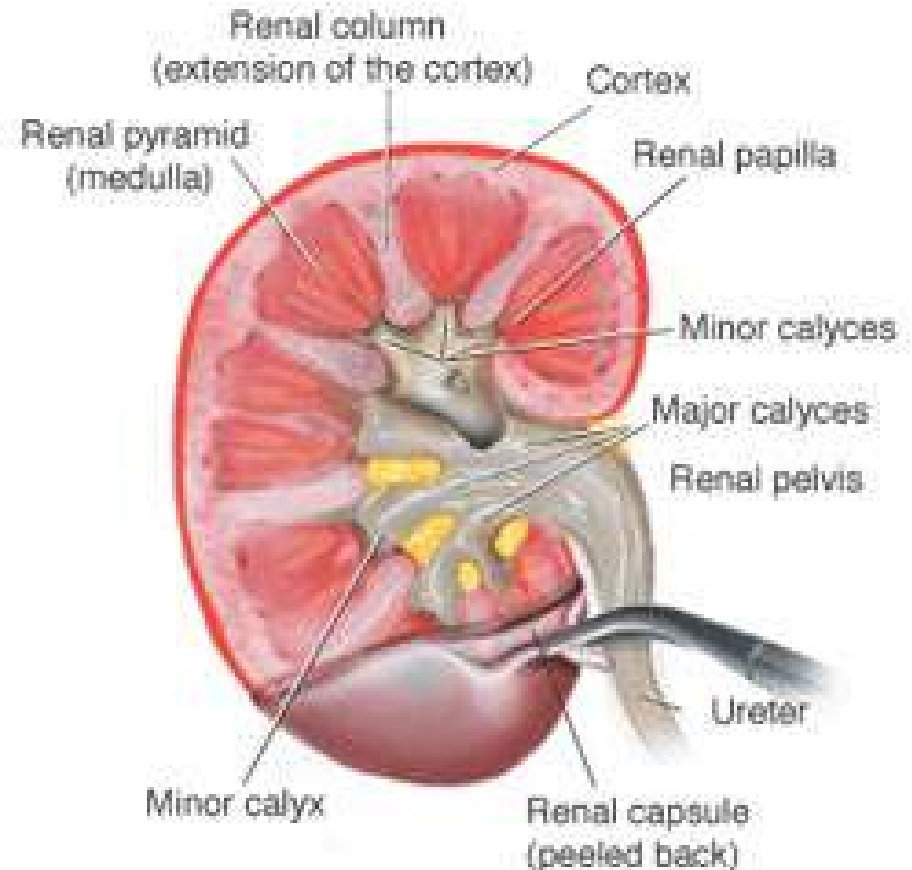
DELMAR

CENGAGE Learning

© 2009 Delmar, Cengage Learning

Kidneys

- Renal Pelvis – two layers of the kidney
- Renal Cortex -contains the nephrons; outer layer
- Nephrons - functional units; form urine
- Medulla – inner layer; contains most of the urine-collecting tubes



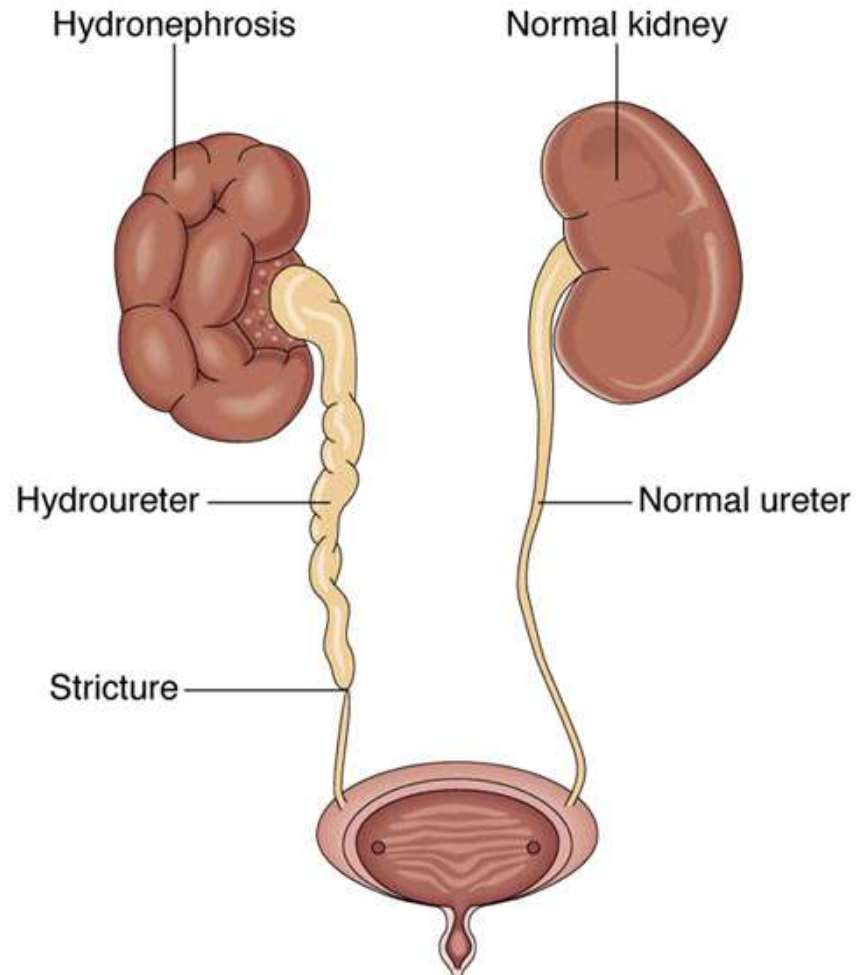
DELMAR

CENGAGE Learning

© 2009 Delmar, Cengage Learning

The Kidneys

- **Hydronephrosis** — dilation of the renal pelvis due to the obstructions of flow
- **Nephritis** — Inflammation of the kidney
- **Pyelitis** — inflammation of renal pelvis
- **Pyelonephritis** — inflammation of the renal pelvis and kidneys
- **Renal colic** — pain caused by blockage of the kidney during a kidney stone



Renal Failure

Also known as kidney failure

- Anuria – complete suppression of urine formation
- Uremia – toxic condition caused by too much urea and waste in the bloodstream
- Acute renal failure – sudden onset and is characterized uremia
- Chronic renal failure – progressive disease
- End-stage renal disease – refers to the late stages of chronic renal failure



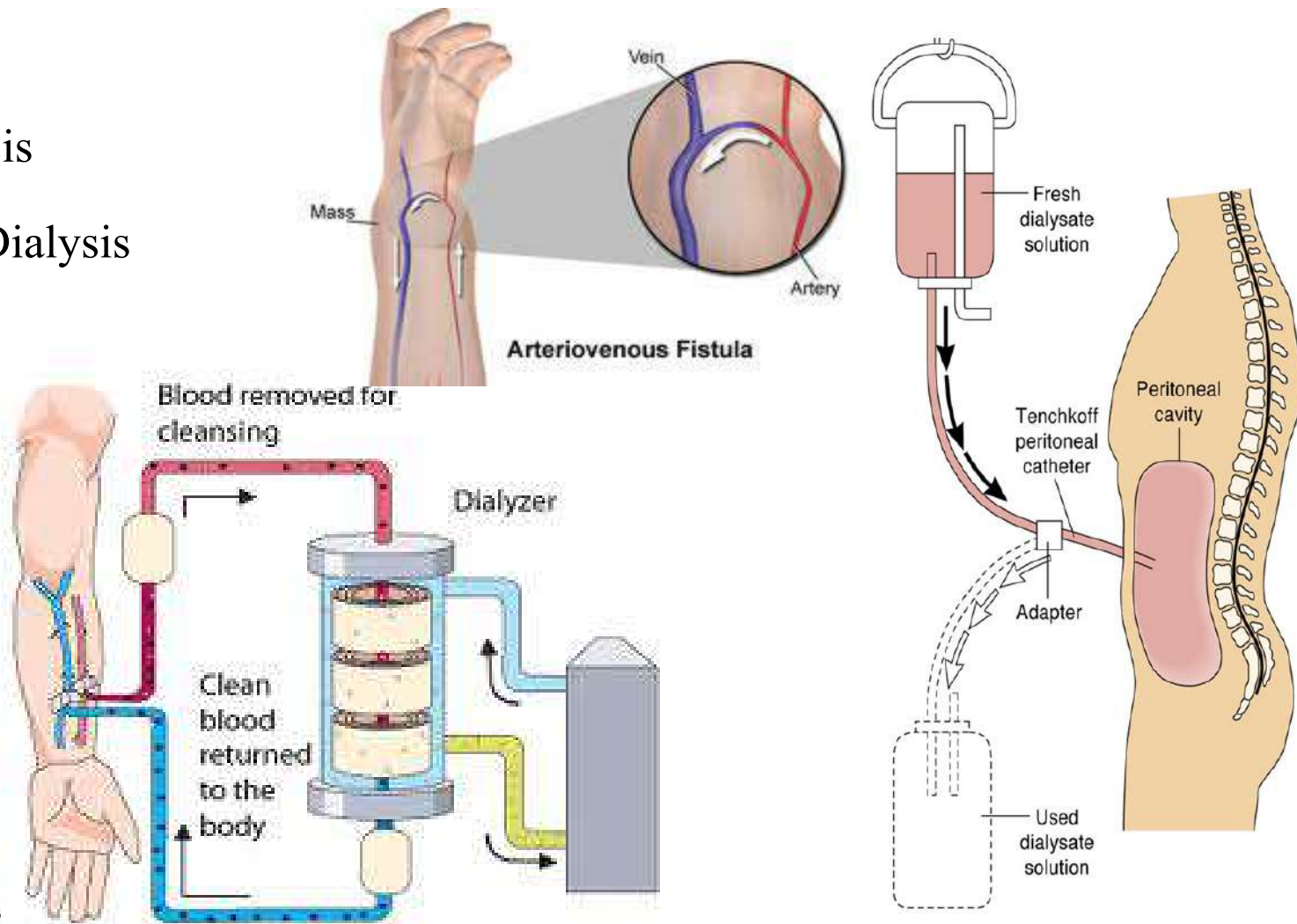
DELMAR

CENGAGE Learning

© 2009 Delmar, Cengage Learning

Treatment Procedures

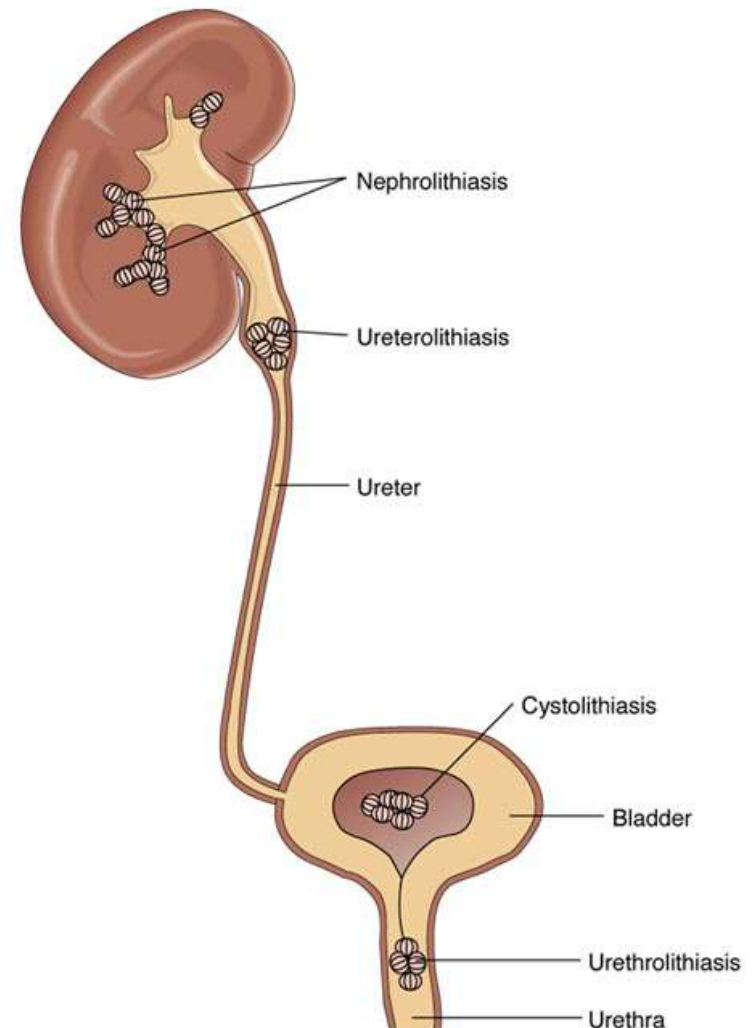
- Dialysis
 - Hemodialysis
 - Peritoneal Dialysis



Stones

Also known as calculus

- Nephrolithiasis
- Cystolithiasis
- Ureterolithiasis



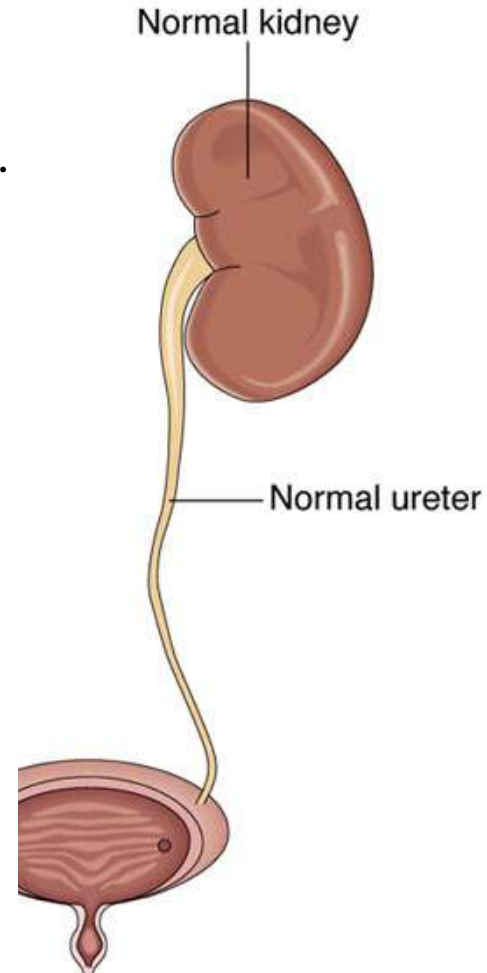
Treatment Procedures

- Transplant – kidney; remove and replace the kidneys from a donor
- Lithotripsy – destruction of the kidney stone through the use of ultrasonic waves
- Nephrolithotomy – surgical removal of kidney stones through a surgical incision



Ureters

- Primary Function
 - Transport urine from the kidneys to the bladder.
- Related Combining Form
 - ureter/o



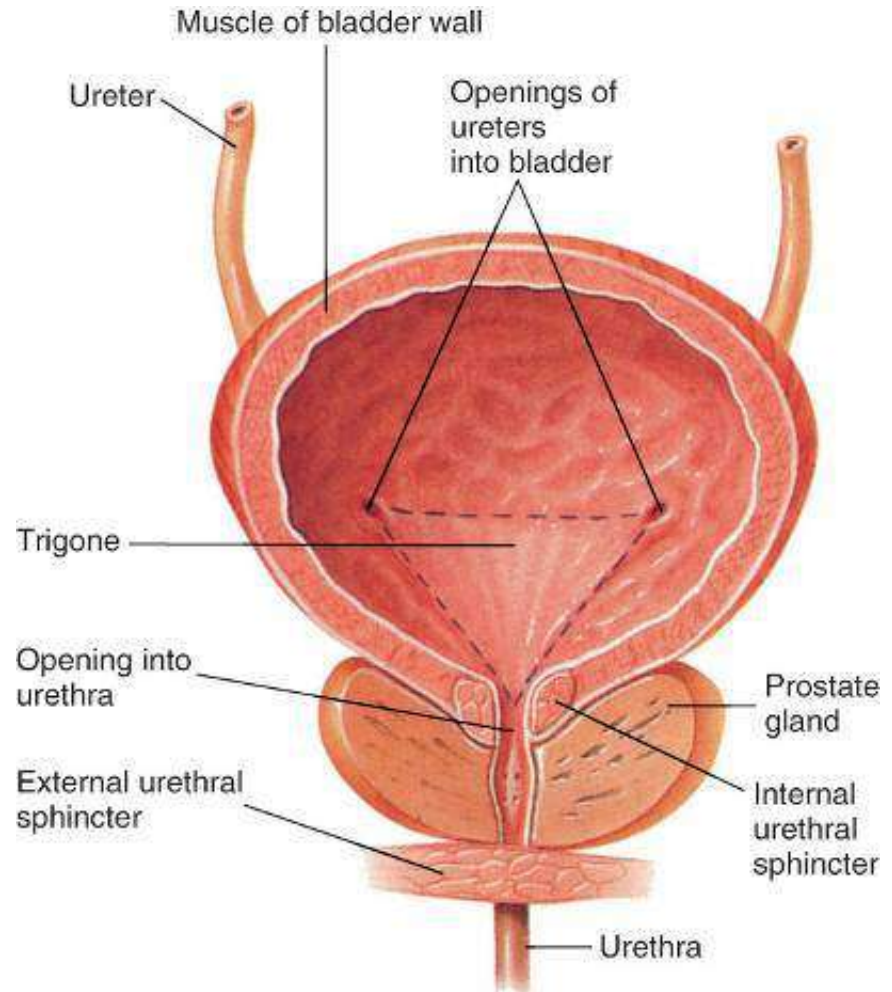
The Ureters

- Hydroureter – ureter fills with urine due to blockage
- Ureterectasis – distention of a ureter
- Ureterostenosis – narrowing of the ureter
- Reflux – flowing back



Urinary Bladder

- Primary Function
 - Stores urine until it is excreted.
- Related Combining Form
 - cyst/o



The Urinary Bladder

- Cystitis – inflammation of the bladder
- Cystocele – hernia in the bladder through the vaginal wall
- Urinary Tract Infection (UTI) – infection of the bladder/urethra
- Cystoscopy - visual examination of the urinary bladder

Urethra

- Primary Function

- Transports urine from the bladder through the urethral meatus, where it is excreted from the body.

- Related Combining Form

- urethr/o

- Related Terms

- Urinary sphincters – control the flow of urine out of the body
- Urethral meatus – external opening of the urethra



DELMAR

CENGAGE Learning

© 2009 Delmar, Cengage Learning

Urine

- Primary Function
 - Liquid waste product produced by the kidney that is to be excreted.
- Related Combining Forms
 - ur/o, urin/o



DELMAR

CENGAGE Learning™ © 2009 Delmar, Cengage Learning

Urination



- Diuresis
 - Enuresis
 - Oliguria
 - Nocturia
 - Urinary Retention
 - Incontinence
 - Stress incontinence
 - Urge incontinence
- Polyuria
- Anuria

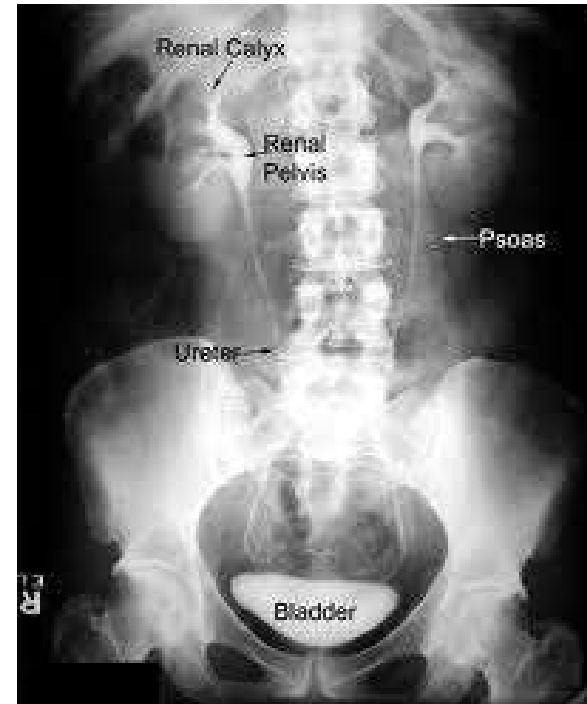
USE YOUR WORD PARTS

-uresis
-uria
Di-
En-
Noct/i –
An –
Olig/o –



Diagnostic Procedures

- KUB
- Intravenous Pyelogram (IVP)



DELMAR

CENGAGE Learning™

© 2009 Delmar, Cengage Learning

The End

Know your suffixes and
roots!!!!!!!!!!

Good word building skills go a long way!



DELMAR

CENGAGE Learning

© 2009 Delmar, Cengage Learning