





Responding to Open-Response Questions using the CER Method

 <h3>What is the question asking?</h3> <ul style="list-style-type: none"> • Read the question carefully • <u>Circle or underline</u> key words in the questions • Restate the question in your own words 	
 <h2>Claim</h2>	
<p>Your concise answer to the question. The rest of your response should <u>PROVE</u> your claim.</p>	
<h2>Evidence</h2> 	<h2>Reasoning</h2>  <p>(Commentary)</p>
<p>This includes a direct quotation or a paraphrased detail from the text that <u>PROVES</u> your claim is correct. You need to <u>cite</u> your evidence.</p>	<p>You need to <u>EXPLAIN</u> in your own words how your evidence proves that your claim is correct.</p>
<p><u>Sentence starters for introducing evidence</u></p> <p>These sentence starters can help you introduce your text evidence:</p> <ul style="list-style-type: none"> • The narrator states that "insert direct quotation" (p.____). • (Insert name of character) says that "insert direct quotation" (p.____). • In paragraph ____, the author argues that "insert direct quotation". • The author emphasizes that "insert direct quotation" (p.____). • On page _____, the narrator claims that (insert paraphrased details). • In the passage, (insert title of text), the author explains that "insert direct quotation" (pg. ____). 	<p><u>Sentence starters for reasoning</u></p> <p>These sentence starters can help you begin your reasoning (commentary):</p> <ul style="list-style-type: none"> • This shows . . . • This means . . . • This reveals . . . • This expresses the idea... • This implies... • This suggests... • This confirms... • This highlights the difference between... • The author's point is that...