


PT Student Login and Account Setup for 2020-2021

Accessing Canvas on the iPad – Student Login

Your student iPad has come pre-installed with the Canvas Student App. To log in to the account, please follow the instructions below:

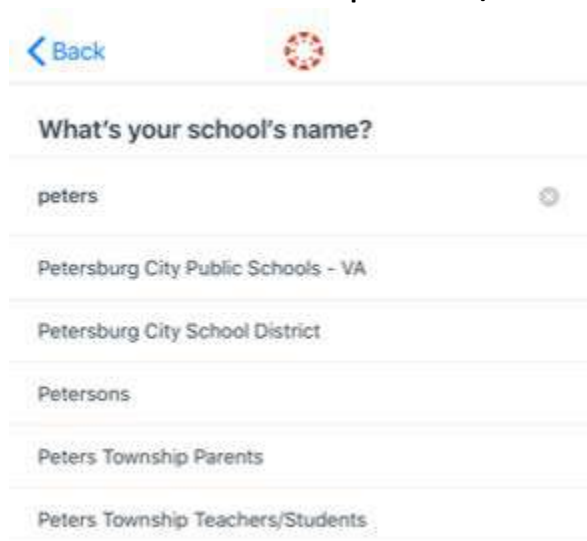
1. Open the Canvas Student App installed on the device (icon example below). (If you wish to install the app on a personal IOS device, please [click here](#) for instructions on how to download the App.



2. At the login screen select **Find My School**

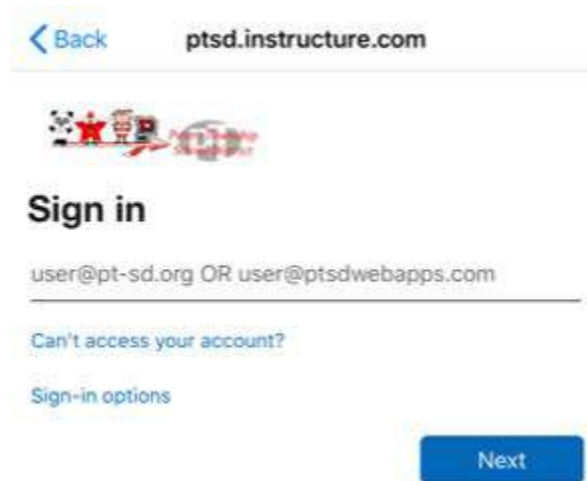


3. For student logins, please select the **Peters Township Teachers/Students** option.



4. You will be prompted to enter the student username and password for Canvas. For students, you will enter the student's PTSDWebapps.com email address. Tap next and enter your

password when prompted. (Remember, passwords are in the Parent PowerSchool account under BUS INFO).



The screenshot shows the sign-in page for PTSD Instructure. At the top, there is a navigation bar with a blue back arrow and the text "Back" on the left, and the URL "ptsd.instructure.com" on the right. Below the navigation bar is a decorative banner with various icons. The main heading is "Sign in" in a large, bold, black font. Underneath the heading is a text input field containing the email addresses "user@pt-sd.org OR user@ptsdwebapps.com". Below the input field are two links: "Can't access your account?" and "Sign-in options". At the bottom right of the form is a blue button labeled "Next".

5. Once you have successfully logged in to the Canvas app, you will see the current courses for the student. An example is shown below

