

Section 1.1 Exercises

Exercise numbers with a gray background indicate problems that the authors have designed to be solved *without a calculator*.

In Exercises 1–4, find the coordinate increments from A to B .

1. $A(1, 2)$, $B(-1, -1)$ 2. $A(-3, 2)$, $B(-1, -2)$
 3. $A(-3, 1)$, $B(-8, 1)$ 4. $A(0, 4)$, $B(0, -2)$

In Exercises 5–8, let L be the line determined by points A and B .

- (a) Plot A and B . (b) Find the slope of L .
 (c) Draw the graph of L .

5. $A(1, -2)$, $B(2, 1)$ 6. $A(-2, -1)$, $B(1, -2)$
 7. $A(2, 3)$, $B(-1, 3)$ 8. $A(1, 2)$, $B(1, -3)$

In Exercises 9–12, write an equation for (a) the vertical line and (b) the horizontal line through the point P .

9. $P(3, 2)$ 10. $P(-1, 4/3)$
 11. $P(0, -\sqrt{2})$ 12. $P(-\pi, 0)$

In Exercises 13–16, write the point-slope equation for the line through the point P with slope m .

13. $P(1, 1)$, $m = 1$ 14. $P(-1, 1)$, $m = -1$
 15. $P(0, 3)$, $m = 2$ 16. $P(-4, 0)$, $m = -2$

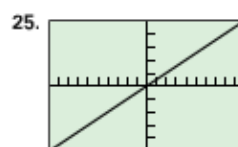
In Exercises 17–20, write the slope-intercept equation for the line with slope m and y -intercept b .

17. $m = 3$, $b = -2$ 18. $m = -1$, $b = 2$
 19. $m = -1/2$, $b = -3$ 20. $m = 1/3$, $b = -1$

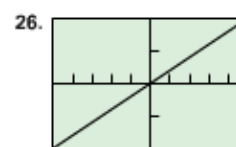
In Exercises 21–24, write a general linear equation for the line through the two points.

21. $(0, 0)$, $(2, 3)$ 22. $(1, 1)$, $(2, 1)$
 23. $(-2, 0)$, $(-2, -2)$ 24. $(-2, 1)$, $(2, -2)$

In Exercises 25 and 26, the line contains the origin and the point in the upper right corner of the grapher screen. Write an equation for the line.



$[-10, 10]$ by $[-25, 25]$



$[-5, 5]$ by $[-2, 2]$

In Exercises 27–30, find the (a) slope and (b) y -intercept, and (c) graph the line.

27. $3x + 4y = 12$ 28. $x + y = 2$
 29. $\frac{x}{3} + \frac{y}{4} = 1$ 30. $y = 2x + 4$

In Exercises 31–34, write an equation for the line through P that is (a) parallel to L , and (b) perpendicular to L .

31. $P(0, 0)$, $L: y = -x + 2$ 32. $P(-2, 2)$, $L: 2x + y = 4$
 33. $P(-2, 4)$, $L: x = 5$ 34. $P(-1, 1/2)$, $L: y = 3$

In Exercises 35 and 36, a table of values is given for the linear function $f(x) = mx + b$. Determine m and b .

35.

x	$f(x)$
1	2
3	9
5	16

36.

x	$f(x)$
2	-1
4	-4
6	-7

In Exercises 37 and 38, find the value of x or y for which the line through A and B has the given slope m .

37. $A(-2, 3)$, $B(4, y)$, $m = -2/3$

38. $A(-8, -2)$, $B(x, 2)$, $m = 2$

39. **Revisiting Example 4** Show that you get the same equation in Example 4 if you use the point $(3, 4)$ to write the equation.

40. Writing to Learn x - and y -intercepts

- (a) Explain why c and d are the x -intercept and y -intercept, respectively, of the line

$$\frac{x}{c} + \frac{y}{d} = 1.$$

- (b) How are the x -intercept and y -intercept related to c and d in the line

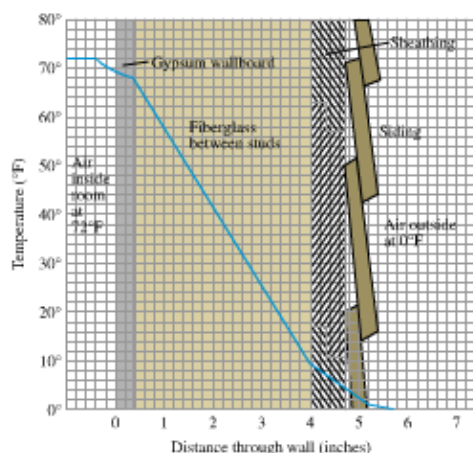
$$\frac{x}{c} + \frac{y}{d} = 2?$$

41. Parallel and Perpendicular Lines For what value of k are the two lines $2x + ky = 3$ and $x + y = 1$ (a) parallel? (b) perpendicular?

Group Activity In Exercises 42–44, work in groups of two or three to solve the problem.

42. Insulation By measuring slopes in the figure below, find the temperature change in degrees per inch for the following materials.

- (a) gypsum wallboard
(b) fiberglass insulation
(c) wood sheathing
(d) **Writing to Learn** Which of the materials in (a)–(c) is the best insulator? the poorest? Explain.



43. Pressure Under Water The pressure p experienced by a diver under water is related to the diver's depth d by an equation of the form $p = kd + 1$ (k a constant). When $d = 0$ meters, the pressure is 1 atmosphere. The pressure at 100 meters is 10.94 atmospheres. Find the pressure at 50 meters.

44. Modeling Distance Traveled A car starts from point P at time $t = 0$ and travels at 45 mph.

- (a) Write an expression $d(t)$ for the distance the car travels from P .
(b) Graph $y = d(t)$.

- (c) What is the slope of the graph in (b)? What does it have to do with the car?

(d) **Writing to Learn** Create a scenario in which t could have negative values.

(e) **Writing to Learn** Create a scenario in which the y -intercept of $y = d(t)$ could be 30.

In Exercises 45 and 46, use linear regression analysis.

45. Table 1.2 shows the mean annual compensation of construction workers.

TABLE 1.2 Construction Workers' Average Annual Compensation

Year	Annual Total Compensation (dollars)
1999	42,598
2000	44,764
2001	47,822
2002	48,966

Source: U.S. Bureau of the Census, *Statistical Abstract of the United States, 2004–2005*.

- (a) Find the linear regression equation for the data.
(b) Find the slope of the regression line. What does the slope represent?
(c) Superimpose the graph of the linear regression equation on a scatter plot of the data.
(d) Use the regression equation to predict the construction workers' average annual compensation in the year 2008.

46. Table 1.3 lists the ages and weights of nine girls.

TABLE 1.3 Girls' Ages and Weights

Age (months)	Weight (pounds)
19	22
21	23
24	25
27	28
29	31
31	28
34	32
38	34
43	39

- (a) Find the linear regression equation for the data.
(b) Find the slope of the regression line. What does the slope represent?
(c) Superimpose the graph of the linear regression equation on a scatter plot of the data.
(d) Use the regression equation to predict the approximate weight of a 30-month-old girl.

Standardized Test Questions

47. **True or False** The slope of a vertical line is zero. Justify your answer.
48. **True or False** The slope of a line perpendicular to the line $y = mx + b$ is $1/m$. Justify your answer.
49. **Multiple Choice** Which of the following is an equation of the line through $(-3, 4)$ with slope $1/2$?
- (A) $y - 4 = \frac{1}{2}(x + 3)$ (B) $y + 3 = \frac{1}{2}(x - 4)$
 (C) $y - 4 = -2(x + 3)$ (D) $y - 4 = 2(x + 3)$
 (E) $y + 3 = 2(x - 4)$
50. **Multiple Choice** Which of the following is an equation of the vertical line through $(-2, 4)$?
- (A) $y = 4$ (B) $x = 2$ (C) $y = -4$
 (D) $x = 0$ (E) $x = -2$
51. **Multiple Choice** Which of the following is the x -intercept of the line $y = 2x - 5$?
- (A) $x = -5$ (B) $x = 5$ (C) $x = 0$
 (D) $x = 5/2$ (E) $x = -5/2$
52. **Multiple Choice** Which of the following is an equation of the line through $(-2, -1)$ parallel to the line $y = -3x + 1$?
- (A) $y = -3x + 5$ (B) $y = -3x - 7$ (C) $y = \frac{1}{3}x - \frac{1}{3}$
 (D) $y = -3x + 1$ (E) $y = -3x - 4$

Extending the Ideas

53. The median price of existing single-family homes has increased consistently during the past few years. However, the data in Table 1.4 show that there have been differences in various parts of the country.

TABLE 1.4 Median Price of Single-Family Homes

Year	South (dollars)	West (dollars)
1999	145,900	173,700
2000	148,000	196,400
2001	155,400	213,600
2002	163,400	238,500
2003	168,100	260,900

Source: U.S. Bureau of the Census, *Statistical Abstract of the United States*, 2004–2005.

- (a) Find the linear regression equation for home cost in the South.
 (b) What does the slope of the regression line represent?
 (c) Find the linear regression equation for home cost in the West.
 (d) Where is the median price increasing more rapidly, in the South or the West?

54. **Fahrenheit Versus Celsius** We found a relationship between Fahrenheit temperature and Celsius temperature in Example 8.

- (a) Is there a temperature at which a Fahrenheit thermometer and a Celsius thermometer give the same reading? If so, what is it?
 (b) **Writing to Learn** Graph $y_1 = (9/5)x + 32$, $y_2 = (5/9)(x - 32)$, and $y_3 = x$ in the same viewing window. Explain how this figure is related to the question in part (a).

55. **Parallelogram** Three different parallelograms have vertices at $(-1, 1)$, $(2, 0)$, and $(2, 3)$. Draw the three and give the coordinates of the missing vertices.

56. **Parallelogram** Show that if the midpoints of consecutive sides of any quadrilateral are connected, the result is a parallelogram.

57. **Tangent Line** Consider the circle of radius 5 centered at $(0, 0)$. Find an equation of the line tangent to the circle at the point $(3, 4)$.

58. **Group Activity Distance from a Point to a Line** This activity investigates how to find the distance from a point $P(a, b)$ to a line $L: Ax + By = C$.

- (a) Write an equation for the line M through P perpendicular to L .
 (b) Find the coordinates of the point Q in which M and L intersect.
 (c) Find the distance from P to Q .

Section 1.2 Exercises

Exercise numbers with a gray background indicate problems that the authors have designed to be solved *without a calculator*.

In Exercises 1–4, (a) write a formula for the function and (b) use the formula to find the indicated value of the function.

- the area A of a circle as a function of its diameter d ; the area of a circle of diameter 4 in.
- the height h of an equilateral triangle as a function of its side length s ; the height of an equilateral triangle of side length 3 m
- the surface area S of a cube as a function of the length of the cube's edge e ; the surface area of a cube of edge length 5 ft
- the volume V of a sphere as a function of the sphere's radius r ; the volume of a sphere of radius 3 cm

In Exercises 5–12, (a) identify the domain and range and (b) sketch the graph of the function.

- $y = 4 - x^2$
- $y = x^2 - 9$
- $y = 2 + \sqrt{x-1}$
- $y = -\sqrt{-x}$
- $y = \frac{1}{x-2}$
- $y = \sqrt[4]{-x}$
- $y = 1 + \frac{1}{x}$
- $y = 1 + \frac{1}{x^2}$

In Exercises 13–20, use a grapher to (a) identify the domain and range and (b) draw the graph of the function.

- $y = \sqrt[3]{x}$
- $y = 2\sqrt{3-x}$
- $y = \sqrt[3]{1-x^2}$
- $y = \sqrt{9-x^2}$
- $y = x^{2/5}$
- $y = x^{3/2}$
- $y = \sqrt[3]{x-3}$
- $y = \frac{1}{\sqrt{4-x^2}}$

In Exercises 21–30, determine whether the function is even, odd, or neither. Try to answer without writing anything (except the answer).

- $y = x^4$
- $y = x + x^2$
- $y = x + 2$
- $y = x^2 - 3$
- $y = \sqrt{x^2 + 2}$
- $y = x + x^3$
- $y = \frac{x^3}{x^2 - 1}$
- $y = \sqrt[3]{2-x}$
- $y = \frac{1}{x-1}$
- $y = \frac{1}{x^2 - 1}$

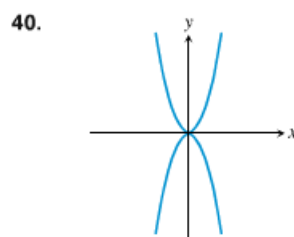
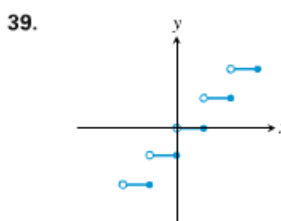
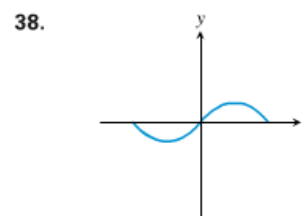
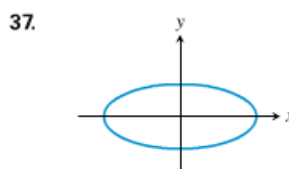
In Exercises 31–34, graph the piecewise-defined functions.

- $f(x) = \begin{cases} 3-x, & x \leq 1 \\ 2x, & 1 < x \end{cases}$
- $f(x) = \begin{cases} 1, & x < 0 \\ \sqrt{x}, & x \geq 0 \end{cases}$
- $f(x) = \begin{cases} 4-x^2, & x < 1 \\ (3/2)x + 3/2, & 1 \leq x \leq 3 \\ x+3, & x > 3 \end{cases}$
- $f(x) = \begin{cases} x^2, & x < 0 \\ x^3, & 0 \leq x \leq 1 \\ 2x-1, & x > 1 \end{cases}$

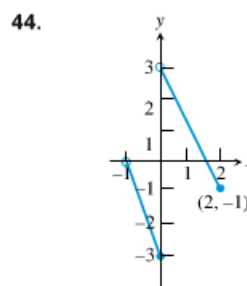
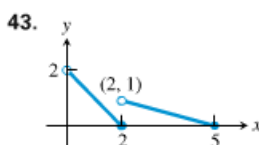
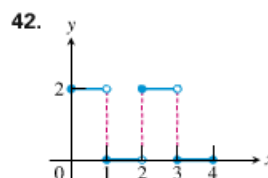
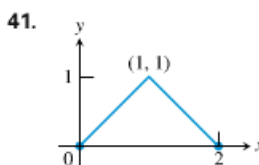
35. Writing to Learn The *vertical line test* to determine whether a curve is the graph of a function states: If every vertical line in the xy -plane intersects a given curve in at most one point, then the curve is the graph of a function. Explain why this is true.

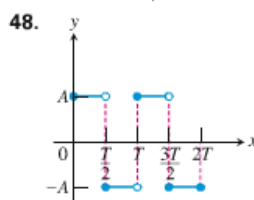
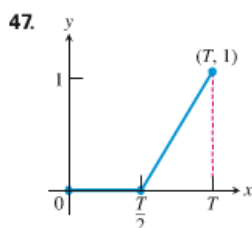
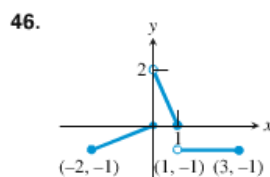
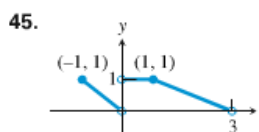
36. Writing to Learn For a curve to be *symmetric about the x -axis*, the point (x, y) must lie on the curve if and only if the point $(x, -y)$ lies on the curve. Explain why a curve that is symmetric about the x -axis is not the graph of a function, unless the function is $y = 0$.

In Exercises 37–40, use the vertical line test (see Exercise 35) to determine whether the curve is the graph of a function.



In Exercises 41–48, write a piecewise formula for the function.





In Exercises 49 and 50, (a) draw the graph of the function. Then find its (b) domain and (c) range.

49. $f(x) = -|3 - x| + 2$

50. $f(x) = 2|x + 4| - 3$

In Exercises 51 and 52, find

(a) $f(g(x))$ (b) $g(f(x))$ (c) $f(g(0))$

(d) $g(f(0))$ (e) $g(g(-2))$ (f) $f(f(x))$

51. $f(x) = x + 5$, $g(x) = x^2 - 3$

52. $f(x) = x + 1$, $g(x) = x - 1$

53. Copy and complete the following table.

	$g(x)$	$f(x)$	$(f \circ g)(x)$
(a)	?	$\sqrt{x - 5}$	$\sqrt{x^2 - 5}$
(b)	?	$1 + 1/x$	x
(c)	$1/x$?	x
(d)	\sqrt{x}	?	$ x , x \geq 0$

54. **Broadway Season Statistics** Table 1.5 shows the gross revenue for the Broadway season in millions of dollars for several years.

TABLE 1.5 Broadway Season Revenue	
Year	Amount (\$ millions)
1994	406
1999	603
2004	769
2005	862
2006	939
2007	938

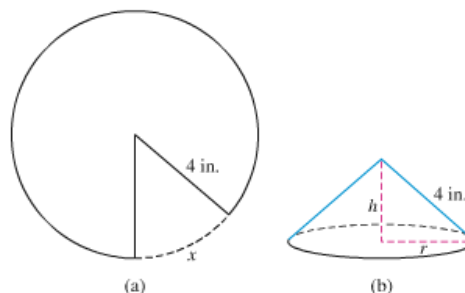
Source: The League of American Theatres and Producers, Inc., New York, NY, as reported in *The World Almanac and Book of Facts*, 2009.

- (a) Find the quadratic regression for the data in Table 1.5. Let $x = 1990$ represent 1990, $x = 1991$ represent 1991, and so forth.
- (b) Superimpose the graph of the quadratic regression equation on a scatter plot of the data.

(c) Use the quadratic regression to predict the amount of revenue in 2012.

(d) Now find the linear regression for the data and use it to predict the amount of revenue in 2012.

55. **The Cone Problem** Begin with a circular piece of paper with a 4-in. radius as shown in (a). Cut out a sector with an arc length of x . Join the two edges of the remaining portion to form a cone with radius r and height h , as shown in (b).



(a) Explain why the circumference of the base of the cone is $8\pi - x$.

(b) Express the radius r as a function of x .

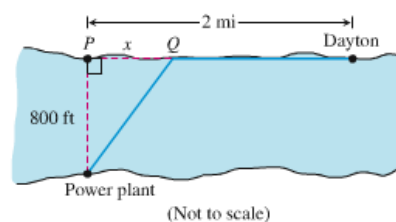
(c) Express the height h as a function of x .

(d) Express the volume V of the cone as a function of x .

56. **Industrial Costs** Dayton Power and Light, Inc., has a power plant on the Miami River where the river is 800 ft wide. To lay a new cable from the plant to a location in the city 2 mi downstream on the opposite side costs \$180 per foot across the river and \$100 per foot along the land.

(a) Suppose that the cable goes from the plant to a point Q on the opposite side that is x ft from the point P directly opposite the plant. Write a function $C(x)$ that gives the cost of laying the cable in terms of the distance x .

(b) Generate a table of values to determine if the least expensive location for point Q is less than 2000 ft or greater than 2000 ft from point P .



Standardized Test Questions

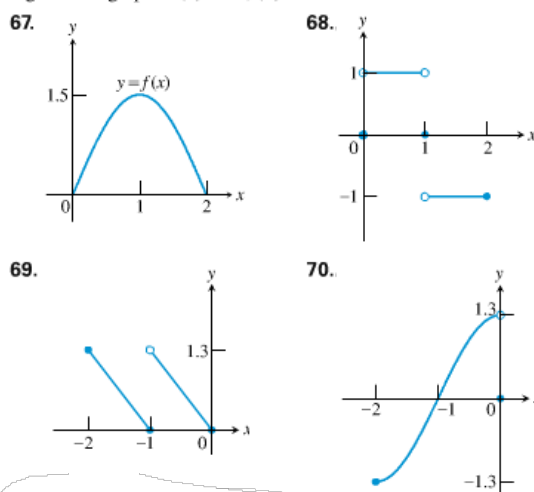
57. **True or False** The function $f(x) = x^4 + x^2 + x$ is an even function. Justify your answer.
58. **True or False** The function $f(x) = x^{-3}$ is an odd function. Justify your answer.
59. **Multiple Choice** Which of the following gives the domain of $f(x) = \frac{x}{\sqrt{9-x^2}}$?
 (A) $x \neq \pm 3$ (B) $(-3, 3)$ (C) $[-3, 3]$
 (D) $(-\infty, -3) \cup (3, \infty)$ (E) $(3, \infty)$
60. **Multiple Choice** Which of the following gives the range of $f(x) = 1 + \frac{1}{x-1}$?
 (A) $(-\infty, 1) \cup (1, \infty)$ (B) $x \neq 1$ (C) all real numbers
 (D) $(-\infty, 0) \cup (0, \infty)$ (E) $x \neq 0$
61. **Multiple Choice** If $f(x) = 2x - 1$ and $g(x) = x + 3$, which of the following gives $(f \circ g)(2)$?
 (A) 2 (B) 6 (C) 7 (D) 9 (E) 10
62. **Multiple Choice** The length L of a rectangle is twice as long as its width W . Which of the following gives the area A of the rectangle as a function of its width?
 (A) $A(W) = 3W$ (B) $A(W) = \frac{1}{2}W^2$ (C) $A(W) = 2W^2$
 (D) $A(W) = W^2 + 2W$ (E) $A(W) = W^2 - 2W$

Explorations

In Exercises 63–66, (a) graph $f \circ g$ and $g \circ f$ and make a conjecture about the domain and range of each function. (b) Then confirm your conjectures by finding formulas for $f \circ g$ and $g \circ f$.

63. $f(x) = x - 7$, $g(x) = \sqrt{x}$
 64. $f(x) = 1 - x^2$, $g(x) = \sqrt{x}$
 65. $f(x) = x^2 - 3$, $g(x) = \sqrt{x+2}$
 66. $f(x) = \frac{2x-1}{x+3}$, $g(x) = \frac{3x+1}{2-x}$

Group Activity In Exercises 67–70, a portion of the graph of a function defined on $[-2, 2]$ is shown. Complete each graph assuming that the graph is (a) even, (b) odd.



Extending the Ideas

71. Enter $y_1 = \sqrt{x}$, $y_2 = \sqrt{1-x}$ and $y_3 = y_1 + y_2$ on your grapher.

- (a) Graph y_3 in $[-3, 3]$ by $[-1, 3]$.
 (b) Compare the domain of the graph of y_3 with the domains of the graphs of y_1 and y_2 .
 (c) Replace y_3 by $y_1 - y_2$, $y_2 - y_1$, $y_1 \cdot y_2$, y_1/y_2 , and y_2/y_1 , in turn, and repeat the comparison of part (b).
 (d) Based on your observations in (b) and (c), what would you conjecture about the domains of sums, differences, products, and quotients of functions?

72. Even and Odd Functions

- (a) Must the product of two even functions always be even? Give reasons for your answer.
 (b) Can anything be said about the product of two odd functions? Give reasons for your answer.

Section 1.3 Exercises

Exercise numbers with a gray background indicate problems that the authors have designed to be solved *without a calculator*.

In Exercises 1–4, graph the function. State its domain and range.

1. $y = -2^x + 3$

2. $y = e^x + 3$

3. $y = 3 \cdot e^{-x} - 2$

4. $y = -2^{-x} - 1$

In Exercises 5–8, rewrite the exponential expression to have the indicated base.

5. 9^{2x} , base 3

6. 16^{3x} , base 2

7. $(1/8)^{2x}$, base 2

8. $(1/27)^x$, base 3

In Exercises 9–12, use a graph to find the zeros of the function.

9. $f(x) = 2^x - 5$

10. $f(x) = e^x - 4$

11. $f(x) = 3^x - 0.5$

12. $f(x) = 3 - 2^x$

In Exercises 13–18, match the function with its graph. Try to do it without using your grapher.

13. $y = 2^x$

14. $y = 3^{-x}$

15. $y = -3^{-x}$

16. $y = -0.5^{-x}$

17. $y = 2^{-x} - 2$

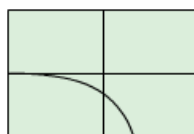
18. $y = 1.5^x - 2$



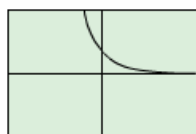
(a)



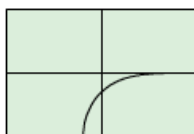
(b)



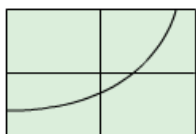
(c)



(d)



(e)



(f)

19. **Population of Nevada** Table 1.9 gives the population of Nevada for several years.

TABLE 1.9 Population of Nevada

Year	Population (thousands)
2002	2168
2003	2238
2004	2330
2005	2409
2006	2492
2007	2565

Source: Statistical Abstract of the United States, 2009.

- (a) Compute the ratios of the population in one year by the population in the previous year.
 (b) Based on part (a), create an exponential model for the population of Nevada.
 (c) Use your model in part (b) to predict the population of Nevada in 2015.
20. **Population of Virginia** Table 1.10 gives the population of Virginia for several years.

TABLE 1.10 Population of Virginia

Year	Population (thousands)
2002	7282
2003	7371
2004	7464
2005	7558
2006	7640
2007	7712

Source: Statistical Abstract of the United States, 2009.

- (a) Compute the ratios of the population in one year by the population in the previous year.
 (b) Based on part (a), create an exponential model for the population of Virginia.
 (c) Use your model in part (b) to predict the population of Virginia in 2012.

In Exercises 21–32, use an exponential model to solve the problem.

21. Population Growth The population of Knoxville is 500,000 and is increasing at the rate of 3.75% each year. Approximately when will the population reach 1 million?

22. Population Growth The population of Silver Run in the year 1890 was 6250. Assume the population increased at a rate of 2.75% per year.

(a) Estimate the population in 1915 and 1940.

(b) Approximately when did the population reach 50,000?

23. Radioactive Decay The half-life of phosphorus-32 is about 14 days. There are 6.6 grams present initially.

(a) Express the amount of phosphorus-32 remaining as a function of time t .

(b) When will there be 1 gram remaining?

24. Finding Time If John invests \$2300 in a savings account with a 6% interest rate compounded annually, how long will it take until John's account has a balance of \$4150?

25. Doubling Your Money Determine how much time is required for an investment to double in value if interest is earned at the rate of 6.25% compounded annually.

26. Doubling Your Money Determine how much time is required for an investment to double in value if interest is earned at the rate of 6.25% compounded monthly.

27. Doubling Your Money Determine how much time is required for an investment to double in value if interest is earned at the rate of 6.25% compounded continuously.

28. Tripling Your Money Determine how much time is required for an investment to triple in value if interest is earned at the rate of 5.75% compounded annually.

29. Tripling Your Money Determine how much time is required for an investment to triple in value if interest is earned at the rate of 5.75% compounded daily.

30. Tripling Your Money Determine how much time is required for an investment to triple in value if interest is earned at the rate of 5.75% compounded continuously.

31. Cholera Bacteria Suppose that a colony of bacteria starts with 1 bacterium and doubles in number every half hour. How many bacteria will the colony contain at the end of 24 h?

32. Eliminating a Disease Suppose that in any given year, the number of cases of a disease is reduced by 20%. If there are 10,000 cases today, how many years will it take

(a) to reduce the number of cases to 1000?

(b) to eliminate the disease; that is, to reduce the number of cases to less than 1?

Group Activity In Exercises 33–36, copy and complete the table for the function.

33. $y = 2x - 3$

x	y	Change (Δy)
1	?	?
2	?	?
3	?	?
4	?	?

34. $y = -3x + 4$

x	y	Change (Δy)
1	?	?
2	?	?
3	?	?
4	?	?

35. $y = x^2$

x	y	Change (Δy)
1	?	?
2	?	?
3	?	?
4	?	?

36. $y = 3e^x$

x	y	Ratio (y_i/y_{i-1})
1	?	?
2	?	?
3	?	?
4	?	?

37. Writing to Learn Explain how the change Δy is related to the slopes of the lines in Exercises 33 and 34. If the changes in x are constant for a linear function, what would you conclude about the corresponding changes in y ?

38. Bacteria Growth The number of bacteria in a petri dish culture after t hours is

$$B = 100e^{0.693t}$$

(a) What was the initial number of bacteria present?

(b) How many bacteria are present after 6 hours?

(c) Approximately when will the number of bacteria be 200? Estimate the doubling time of the bacteria.

- 39. Population of Texas** Table 1.11 gives the population of Texas for several years.

TABLE 1.11 Population of Texas	
Year	Population (thousands)
1980	14,229
1990	16,986
1995	18,959
1998	20,158
1999	20,558
2000	20,852

Source: Statistical Abstract of the United States, 2004–2005.

- (a) Let $x = 0$ represent 1980, $x = 1$ represent 1981, and so forth. Find an exponential regression for the data, and superimpose its graph on a scatter plot of the data.
- (b) Use the exponential regression equation to estimate the population of Texas in 2003. How close is the estimate to the actual population of 22,119,000 in 2003?
- (c) Use the exponential regression equation to estimate the annual rate of growth of the population of Texas.

- 40. Population of California** Table 1.12 gives the population of California for several years.

TABLE 1.12 Population of California	
Year	Population (thousands)
1980	23,668
1990	29,811
1995	31,697
1998	32,988
1999	33,499
2000	33,872

Source: Statistical Abstract of the United States, 2004–2005.

- (a) Let $x = 0$ represent 1980, $x = 1$ represent 1981, and so forth. Find an exponential regression for the data, and superimpose its graph on a scatter plot of the data.
- (b) Use the exponential regression equation to estimate the population of California in 2003. How close is the estimate to the actual population of 35,484,000 in 2003?
- (c) Use the exponential regression equation to estimate the annual rate of growth of the population of California.

Standardized Test Questions

You may use a graphing calculator to solve the following problems.

- 41. True or False** The number 3^{-2} is negative. Justify your answer.
- 42. True or False** If $4^3 = 2^a$, then $a = 6$. Justify your answer.
- 43. Multiple Choice** John invests \$200 at 4.5% compounded annually. About how long will it take for John's investment to double in value?
- (A) 6 yr (B) 9 yr (C) 12 yr (D) 16 yr (E) 20 yr
- 44. Multiple Choice** Which of the following gives the domain of $y = 2e^{-x} - 3$?
- (A) $(-\infty, \infty)$ (B) $[-3, \infty)$ (C) $[-1, \infty)$ (D) $(-\infty, 3]$ (E) $x \neq 0$
- 45. Multiple Choice** Which of the following gives the range of $y = 4 - 2^{2x}$?
- (A) $(-\infty, \infty)$ (B) $(-\infty, 4)$ (C) $[-4, \infty)$ (D) $(-\infty, 4]$ (E) all reals
- 46. Multiple Choice** Which of the following gives the best approximation for the zero of $f(x) = 4 - e^x$?
- (A) $x = -1.386$ (B) $x = 0.386$ (C) $x = 1.386$ (D) $x = 3$ (E) There are no zeros.

Exploration

- 47.** Let $y_1 = x^2$ and $y_2 = 2^x$.
- (a) Graph y_1 and y_2 in $[-5, 5]$ by $[-2, 10]$. How many times do you think the two graphs cross?
- (b) Compare the corresponding changes in y_1 and y_2 as x changes from 1 to 2, 2 to 3, and so on. How large must x be for the changes in y_2 to overtake the changes in y_1 ?
- (c) Solve for x : $x^2 = 2^x$.
- (d) Solve for x : $x^2 < 2^x$.

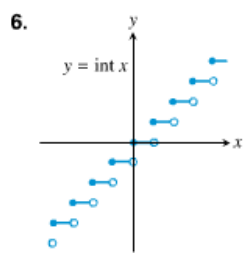
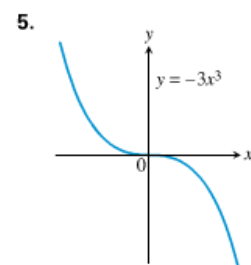
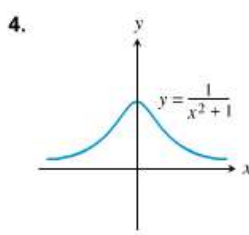
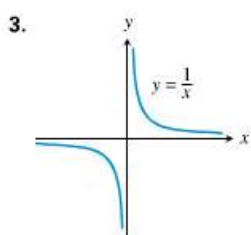
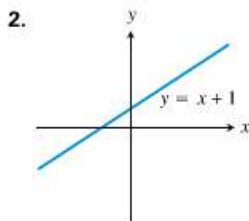
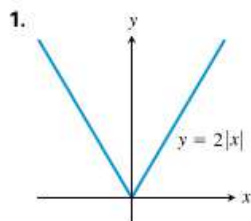
Extending the Ideas

In Exercises 48 and 49, assume that the graph of the exponential function $f(x) = k \cdot a^x$ passes through the two points. Find the values of a and k .

- 48.** $(1, 4.5)$, $(-1, 0.5)$
- 49.** $(1, 1.5)$, $(-1, 6)$

Section 1.5 Exercises

In Exercises 1–6, determine whether the function is one-to-one.



In Exercises 7–12, determine whether the function has an inverse function.

7. $y = \frac{3}{x-2} - 1$ 8. $y = x^2 + 5x$ 9. $y = x^3 - 4x + 6$
 10. $y = x^3 + x$ 11. $y = \ln x^2$ 12. $y = 2^{3-x}$

In Exercises 13–24, find f^{-1} and verify that

$$(f \circ f^{-1})(x) = (f^{-1} \circ f)(x) = x.$$

13. $f(x) = 2x + 3$ 14. $f(x) = 5 - 4x$
 15. $f(x) = x^3 - 1$ 16. $f(x) = x^2 + 1, \quad x \geq 0$
 17. $f(x) = x^2, \quad x \leq 0$ 18. $f(x) = x^{2/3}, \quad x \geq 0$
 19. $f(x) = -(x-2)^2, \quad x \leq 2$
 20. $f(x) = x^2 + 2x + 1, \quad x \geq -1$
 21. $f(x) = \frac{1}{x^2}, \quad x > 0$ 22. $f(x) = \frac{1}{x^3}$
 23. $f(x) = \frac{2x+1}{x+3}$ 24. $f(x) = \frac{x+3}{x-2}$

In Exercises 25–32, use parametric graphing to graph f , f^{-1} , and $y = x$.

25. $f(x) = e^x$ 26. $f(x) = 3^x$ 27. $f(x) = 2^{-x}$
 28. $f(x) = 3^{-x}$ 29. $f(x) = \ln x$ 30. $f(x) = \log x$
 31. $f(x) = \sin^{-1} x$ 32. $f(x) = \tan^{-1} x$

In Exercises 33–36, solve the equation algebraically. Support your solution graphically.

33. $(1.045)^t = 2$ 34. $e^{0.05t} = 3$
 35. $e^x + e^{-x} = 3$ 36. $2^x + 2^{-x} = 5$

In Exercises 37 and 38, solve for y .

37. $\ln y = 2t + 4$ 38. $\ln(y-1) - \ln 2 = x + \ln x$

In Exercises 39–42, draw the graph and determine the domain and range of the function.

39. $y = 2 \ln(3-x) - 4$ 40. $y = -3 \log(x+2) + 1$
 41. $y = \log_2(x+1)$ 42. $y = \log_3(x-4)$

In Exercises 43 and 44, find a formula for f^{-1} and verify that $(f \circ f^{-1})(x) = (f^{-1} \circ f)(x) = x$.

43. $f(x) = \frac{100}{1+2^{-x}}$ 44. $f(x) = \frac{50}{1+1.1^{-x}}$

45. **Self-inverse** Prove that the function f is its own inverse.

- (a) $f(x) = \sqrt{1-x^2}, \quad x \geq 0$ (b) $f(x) = 1/x$

46. **Radioactive Decay** The half-life of a certain radioactive substance is 12 hours. There are 8 grams present initially.

- (a) Express the amount of substance remaining as a function of time t .
 (b) When will there be 1 gram remaining?

47. **Doubling Your Money** Determine how much time is required for a \$500 investment to double in value if interest is earned at the rate of 4.75% compounded annually.

48. **Population Growth** The population of Glenbrook is 375,000 and is increasing at the rate of 2.25% per year. Predict when the population will be 1 million.

In Exercises 49 and 50, let $x = 0$ represent 1990, $x = 1$ represent 1991, and so forth.

49. **Natural Gas Production**

- (a) Find a natural logarithm regression equation for the data in Table 1.16 and superimpose its graph on a scatter plot of the data. Let $x = 0$ represent 2000.

TABLE 1.16
Iran's Natural Gas Production

Year	Cubic Feet (trillions)
2002	2.65
2003	2.86
2004	2.96
2005	3.56
2006	3.84

Source: Statistical Abstract of the United States, 2010.

- (b) Estimate the number of cubic feet of natural gas produced by Iran in 2008.
- (c) Using the model in part (b), predict when Iran's natural gas production reaches 4.2 trillion cubic feet.

50. Natural Gas Production

- (a) Find a natural logarithm regression equation for the data in Table 1.17 and superimpose its graph on a scatter plot of the data. Let $x = 0$ represent 2000.

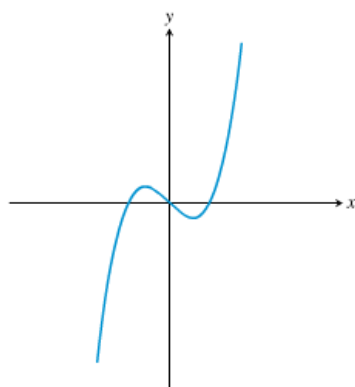
TABLE 1.17 China's Natural Gas Production	
Year	Cubic Feet (trillions)
2002	1.15
2003	1.21
2004	1.44
2005	1.76
2006	2.07

Source: Statistical Abstract of the United States, 2010.

- (b) Estimate the number of cubic feet of natural gas produced by China in 2008.
- (c) Using the model in part (b), predict when China's natural gas production reaches 2.25 trillion cubic feet.
51. **Group Activity Inverse Functions** Let $y = f(x) = mx + b$, $m \neq 0$.
- (a) **Writing to Learn** Give a convincing argument that f is a one-to-one function.
- (b) Find a formula for the inverse of f . How are the slopes of f and f^{-1} related?
- (c) If the graphs of two functions are parallel lines with a nonzero slope, what can you say about the graphs of the inverses of the functions?
- (d) If the graphs of two functions are perpendicular lines with a nonzero slope, what can you say about the graphs of the inverses of the functions?

Standardized Test Questions

52. **True or False** The function displayed in the graph below is one-to-one. Justify your answer.



53. **True or False** If $(f \circ g)(x) = x$, then g is the inverse function of f . Justify your answer.

In Exercises 54 and 55, use the function $f(x) = 3 - \ln(x + 2)$.

54. **Multiple Choice** Which of the following is the domain of f ?
- (A) $x \neq -2$ (B) $(-\infty, \infty)$ (C) $(-2, \infty)$
 (D) $[-1.9, \infty)$ (E) $(0, \infty)$
55. **Multiple Choice** Which of the following is the range of f ?
- (A) $(-\infty, \infty)$ (B) $(-\infty, 0)$ (C) $(-2, \infty)$
 (D) $(0, \infty)$ (E) $(0, 5.3)$

56. **Multiple Choice** Which of the following is the inverse of $f(x) = 3x - 2$?
- (A) $g(x) = \frac{1}{3x - 2}$ (B) $g(x) = x$ (C) $g(x) = 3x - 2$
 (D) $g(x) = \frac{x - 2}{3}$ (E) $g(x) = \frac{x + 2}{3}$

57. **Multiple Choice** Which of the following is a solution of the equation $2 - 3^{-x} = -1$?
- (A) $x = -2$ (B) $x = -1$ (C) $x = 0$
 (D) $x = 1$ (E) There are no solutions.

Exploration

58. **Supporting the Quotient Rule** Let $y_1 = \ln(x/a)$, $y_2 = \ln x$, $y_3 = y_2 - y_1$, and $y_4 = e^{y_3}$.
- (a) Graph y_1 and y_2 for $a = 2, 3, 4$, and 5. How are the graphs of y_1 and y_2 related?
- (b) Graph y_3 for $a = 2, 3, 4$, and 5. Describe the graphs.
- (c) Graph y_4 for $a = 2, 3, 4$, and 5. Compare the graphs to the graph of $y = a$.
- (d) Use $e^{y_3} = e^{y_2 - y_1} = a$ to solve for y_1 .

Extending the Ideas

59. **One-to-One Functions** If f is a one-to-one function, prove that $g(x) = -f(x)$ is also one-to-one.
60. **One-to-One Functions** If f is a one-to-one function and $f(x)$ is never zero, prove that $g(x) = 1/f(x)$ is also one-to-one.
61. **Domain and Range** Suppose that $a \neq 0$, $b \neq 1$, and $b > 0$. Determine the domain and range of the function.
- (a) $y = a(b^{e^{-x}}) + d$ (b) $y = a \log_b(x - c) + d$
62. **Group Activity Inverse Functions**

Let $f(x) = \frac{ax + b}{cx + d}$, $c \neq 0$, $ad - bc \neq 0$.

- (a) **Writing to Learn** Give a convincing argument that f is one-to-one.
- (b) Find a formula for the inverse of f .
- (c) Find the horizontal and vertical asymptotes of f .
- (d) Find the horizontal and vertical asymptotes of f^{-1} . How are they related to those of f ?

Section 1.6 Exercises

In Exercises 1–4, the angle lies at the center of a circle and subtends an arc of the circle. Find the missing angle measure, circle radius, or arc length.

Angle	Radius	Arc Length
1. $5\pi/8$	2	?
2. 175°	?	10
3. ?	14	7
4. ?	6	$3\pi/2$

In Exercises 5–8, determine if the function is even or odd.

5. secant 6. tangent
7. cosecant 8. cotangent

In Exercises 9 and 10, find all the trigonometric values of θ with the given conditions.

9. $\cos \theta = -\frac{15}{17}$, $\sin \theta > 0$

10. $\tan \theta = -1$, $\sin \theta < 0$

In Exercises 11–14, determine (a) the period, (b) the domain, (c) the range, and (d) draw the graph of the function.

11. $y = 3 \csc(3x + \pi) - 2$ 12. $y = 2 \sin(4x + \pi) + 3$

13. $y = -3 \tan(3x + \pi) + 2$

14. $y = 2 \sin\left(2x + \frac{\pi}{3}\right)$

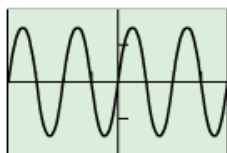
In Exercises 15 and 16, choose an appropriate viewing window to display two complete periods of each trigonometric function in radian mode.

15. (a) $y = \sec x$ (b) $y = \csc x$ (c) $y = \cot x$

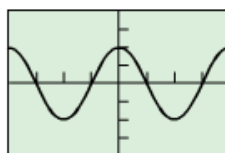
16. (a) $y = \sin x$ (b) $y = \cos x$ (c) $y = \tan x$

In Exercises 17–22, specify (a) the period, (b) the amplitude, and (c) identify the viewing window that is shown.

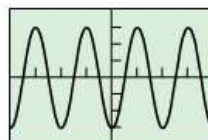
17. $y = 1.5 \sin 2x$



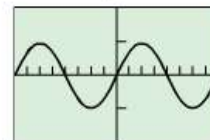
18. $y = 2 \cos 3x$



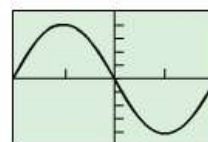
19. $y = -3 \cos 2x$



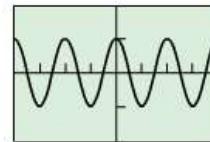
20. $y = 5 \sin \frac{x}{2}$



21. $y = -4 \sin \frac{\pi}{3}x$



22. $y = \cos \pi x$



23. Group Activity A musical note like that produced with a tuning fork or pitch meter is a pressure wave. Table 1.19 gives frequencies (in Hz) of musical notes on the tempered scale. The pressure versus time tuning fork data in Table 1.20 were collected using a CBL™ and a microphone.

TABLE 1.19
Frequencies of Notes

Note	Frequency (Hz)
C	262
C [#] or D ^b	277
D	294
D [#] or E ^b	311
E	330
F	349
F [#] or G ^b	370
G	392
G [#] or A ^b	415
A	440
A [#] or B ^b	466
B	494
C (next octave)	524

Source: CBL™ System Experimental Workbook, Texas Instruments, Inc., 1994.

TABLE 1.20
Tuning Fork Data

Time (s)	Pressure	Time (s)	Pressure
0.0002368	1.29021	0.0049024	-1.06632
0.0005664	1.50851	0.0051520	0.09235
0.0008256	1.51971	0.0054112	1.44694
0.0010752	1.51411	0.0056608	1.51411
0.0013344	1.47493	0.0059200	1.51971
0.0015840	0.45619	0.0061696	1.51411
0.0018432	-0.89280	0.0064288	1.43015
0.0020928	-1.51412	0.0066784	0.19871
0.0023520	-1.15588	0.0069408	-1.06072
0.0026016	-0.04758	0.0071904	-1.51412
0.0028640	1.36858	0.0074496	-0.97116
0.0031136	1.50851	0.0076992	0.23229
0.0033728	1.51971	0.0079584	1.46933
0.0036224	1.51411	0.0082080	1.51411
0.0038816	1.45813	0.0084672	1.51971
0.0041312	0.32185	0.0087168	1.50851
0.0043904	-0.97676	0.0089792	1.36298
0.0046400	-1.51971		

- (a) Find a sinusoidal regression equation for the data in Table 1.20 and superimpose its graph on a scatter plot of the data.
 (b) Determine the frequency of and identify the musical note produced by the tuning fork.

24. Temperature Data Table 1.21 gives the average monthly temperatures for St. Louis for a 12-month period starting with January. Model the monthly temperature with an equation of the form

$$y = a \sin [b(t - h)] + k,$$

y in degrees Fahrenheit, t in months, as follows:

TABLE 1.21
Temperature Data for St. Louis

Time (months)	Temperature ($^{\circ}\text{F}$)
1	34
2	30
3	39
4	44
5	58
6	67
7	78
8	80
9	72
10	63
11	51
12	40

- (a) Find the value of b assuming that the period is 12 months.
 (b) How is the amplitude a related to the difference $80^{\circ} - 30^{\circ}$?
 (c) Use the information in (b) to find k .
 (d) Find h , and write an equation for y .
 (e) Superimpose a graph of y on a scatter plot of the data.

In Exercises 25–26, show that the function is one-to-one, and graph its inverse.

25. $y = \cos x$, $0 \leq x \leq \pi$ **26.** $y = \tan x$, $-\frac{\pi}{2} < x < \frac{\pi}{2}$

In Exercises 27–30, give the measure of the angle in radians and degrees. Give exact answers whenever possible.

27. $\sin^{-1}(0.5)$ **28.** $\sin^{-1}\left(-\frac{\sqrt{2}}{2}\right)$
29. $\tan^{-1}(-5)$ **30.** $\cos^{-1}(0.7)$

In Exercises 31–36, solve the equation in the specified interval.

31. $\tan x = 2.5$, $0 \leq x \leq 2\pi$
32. $\cos x = -0.7$, $2\pi \leq x < 4\pi$
33. $\csc x = 2$, $0 < x < 2\pi$ **34.** $\sec x = -3$, $-\pi \leq x < \pi$
35. $\sin x = -0.5$, $-\infty < x < \infty$
36. $\cot x = -1$, $-\infty < x < \infty$

In Exercises 37–40, use the given information to find the values of the six trigonometric functions at the angle θ . Give exact answers.

37. $\theta = \sin^{-1}\left(\frac{8}{17}\right)$ **38.** $\theta = \tan^{-1}\left(-\frac{5}{12}\right)$

39. The point $P(-3, 4)$ is on the terminal side of θ .

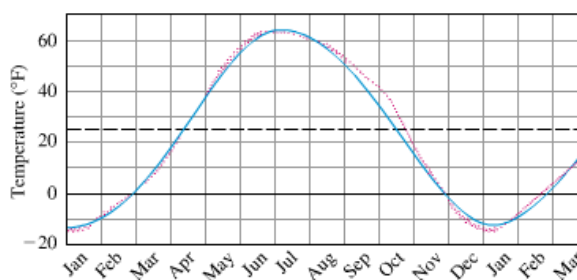
40. The point $P(-2, 2)$ is on the terminal side of θ .

In Exercises 41 and 42, evaluate the expression.

41. $\sin\left(\cos^{-1}\left(\frac{7}{11}\right)\right)$

42. $\tan\left(\sin^{-1}\left(\frac{9}{13}\right)\right)$

43. Temperatures in Fairbanks, Alaska Find the (a) amplitude, (b) period, (c) horizontal shift, and (d) vertical shift of the model used in the figure below. (e) Then write the equation for the model.



Normal mean air temperature for Fairbanks, Alaska, plotted as data points (red). The approximating sine function $f(x)$ is drawn in blue.
 Source: "Is the Curve of Temperature Variation a Sine Curve?" by B. M. Lando and C. A. Lando, *The Mathematics Teacher*, 76, Fig. 2, p. 535 (Sept. 1977).

44. Temperatures in Fairbanks, Alaska Use the equation of Exercise 43 to approximate the answers to the following questions about the temperatures in Fairbanks, Alaska, shown in the figure in Exercise 43. Assume that the year has 365 days.

- (a) What are the highest and lowest mean daily temperatures?
- (b) What is the average of the highest and lowest mean daily temperatures? Why is this average the vertical shift of the function?

45. Even-Odd

- (a) Show that $\cot x$ is an odd function of x .
- (b) Show that the quotient of an even function and an odd function is an odd function.

46. Even-Odd

- (a) Show that $\csc x$ is an odd function of x .
- (b) Show that the reciprocal of an odd function is odd.

47. Even-Odd Show that the product of an even function and an odd function is an odd function.

48. Finding the Period Give a convincing argument that the period of $\tan x$ is π .

53. Multiple Choice Which of the following is the range of f ?

- (A) $(-3, 1)$ (B) $[-3, 1]$ (C) $(-1, 4)$
- (D) $[-1, 4]$ (E) $(-\infty, \infty)$

54. Multiple Choice Which of the following is the period of f ?

- (A) 4π (B) 3π (C) 2π (D) π (E) $\pi/2$

55. Multiple Choice Which of the following is the measure of $\tan^{-1}(-\sqrt{3})$ in degrees?

- (A) -60° (B) -30° (C) 30° (D) 60° (E) 120°

Exploration

56. Trigonometric Identities Let $f(x) = \sin x + \cos x$.

- (a) Graph $y = f(x)$. Describe the graph.
- (b) Use the graph to identify the amplitude, period, horizontal shift, and vertical shift.
- (c) Use the formula

$$\sin \alpha \cos \beta + \cos \alpha \sin \beta = \sin (\alpha + \beta)$$

for the sine of the sum of two angles to confirm your answers.

- 49. Sinusoidal Regression** Table 1.22 gives the values of the function

$$f(x) = a \sin(bx + c) + d$$

accurate to two decimals.

TABLE 1.22 Values of a Function	
x	$f(x)$
1	3.42
2	0.73
3	0.12
4	2.16
5	4.97
6	5.97

- Find a sinusoidal regression equation for the data.
- Rewrite the equation with a , b , c , and d rounded to the nearest integer.

Standardized Test Questions

You may use a graphing calculator to solve the following problems.

- 50. True or False** The period of $y = \sin(x/2)$ is π . Justify your answer.
- 51. True or False** The amplitude of $y = \frac{1}{2} \cos x$ is 1. Justify your answer.

In Exercises 52–54, $f(x) = 2 \cos(4x + \pi) - 1$.

Extending the Ideas

- 57. Exploration** Let $y = \sin(ax) + \cos(ax)$.

Use the symbolic manipulator of a computer algebra system (CAS) to help you with the following:

- Express y as a sinusoid for $a = 2, 3, 4$, and 5.
- Conjecture another formula for y for a equal to any positive integer n .
- Check your conjecture with a CAS.
- Use the formula for the sine of the sum of two angles (see Exercise 56c) to confirm your conjecture.

- 58. Exploration** Let $y = a \sin x + b \cos x$.

Use the symbolic manipulator of a computer algebra system (CAS) to help you with the following:

- Express y as a sinusoid for the following pairs of values:
 $a = 2, b = 1$; $a = 1, b = 2$; $a = 5, b = 2$;
 $a = 2, b = 5$; $a = 3, b = 4$.
- Conjecture another formula for y for any pair of positive integers. Try other values if necessary.
- Check your conjecture with a CAS.
- Use the following formulas for the sine or cosine of a sum or difference of two angles to confirm your conjecture.

$$\sin \alpha \cos \beta \pm \cos \alpha \sin \beta = \sin(\alpha \pm \beta)$$

$$\cos \alpha \cos \beta \pm \sin \alpha \sin \beta = \cos(\alpha \mp \beta)$$

In Exercises 59 and 60, show that the function is periodic and find its period.

52. Multiple Choice Which of the following is the domain of f ?

- (A) $[-\pi, \pi]$ (B) $[-3, 1]$ (C) $[-1, 4]$
(D) $(-\infty, \infty)$ (E) $x \neq 0$

59. $y = \sin^3 x$

60. $y = |\tan x|$

In Exercises 61 and 62, graph one period of the function.

61. $f(x) = \sin(60x)$

62. $f(x) = \cos(60\pi x)$

Chapter 1 Review Exercises

Exercise numbers with a gray background indicate problems that the authors have designed to be solved without a calculator.

The collection of exercises marked in red could be used as a chapter test.

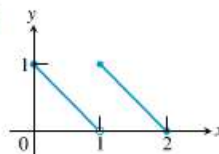
In Exercises 1–14, write an equation for the specified line.

1. through $(1, -6)$ with slope 3
2. through $(-1, 2)$ with slope $-1/2$
3. the vertical line through $(0, -3)$
4. through $(-3, 6)$ and $(1, -2)$
5. the horizontal line through $(0, 2)$
6. through $(3, 3)$ and $(-2, 5)$
7. with slope -3 and y -intercept 3
8. through $(3, 1)$ and parallel to $2x - y = -2$
9. through $(4, -12)$ and parallel to $4x + 3y = 12$
10. through $(-2, -3)$ and perpendicular to $3x - 5y = 1$
11. through $(-1, 2)$ and perpendicular to $\frac{1}{2}x + \frac{1}{3}y = 1$
12. with x -intercept 3 and y -intercept -5
13. the line $y = f(x)$, where f has the following values:

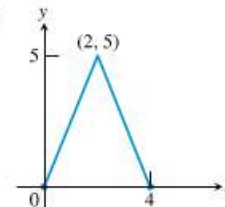
x	-2	2	4
$f(x)$	4	2	1

In Exercises 39 and 40, write a piecewise formula for the function.

39.



40.



In Exercises 41 and 42, find

- (a) $(f \circ g)(-1)$ (b) $(g \circ f)(2)$ (c) $(f \circ f)(x)$ (d) $(g \circ g)(x)$

41. $f(x) = \frac{1}{x}$, $g(x) = \frac{1}{\sqrt{x+2}}$

42. $f(x) = 2 - x$, $g(x) = \sqrt[3]{x+1}$

In Exercises 43 and 44, (a) write a formula

for $f \circ g$ and $g \circ f$ and find the (b) domain and (c) range of each.

43. $f(x) = 2 - x^2$, $g(x) = \sqrt{x+2}$

44. $f(x) = \sqrt{x}$, $g(x) = \sqrt{1-x}$

In Exercises 45–48, a parametrization is given for a curve.

- (a) Graph the curve. Identify the initial and terminal points, if any. Indicate the direction in which the curve is traced.
- (b) Find a Cartesian equation for a curve that contains the parametrized curve. What portion of the graph of the Cartesian equation is traced by the parametrized curve?

14. through $(4, -2)$ with x -intercept -3

In Exercises 15–18, determine whether the graph of the function is symmetric about the y -axis, the origin, or neither.

15. $y = x^{1/5}$ 16. $y = x^{2/5}$
 17. $y = x^2 - 2x - 1$ 18. $y = e^{-x^2}$

In Exercises 19–26, determine whether the function is even, odd, or neither.

19. $y = x^2 + 1$ 20. $y = x^5 - x^3 - x$
 21. $y = 1 - \cos x$ 22. $y = \sec x \tan x$
 23. $y = \frac{x^4 + 1}{x^3 - 2x}$ 24. $y = 1 - \sin x$
 25. $y = x + \cos x$ 26. $y = \sqrt{x^4 - 1}$

In Exercises 27–38, find the (a) domain and (b) range, and (c) graph the function.

27. $y = |x| - 2$ 28. $y = -2 + \sqrt{1 - x}$
 29. $y = \sqrt{16 - x^2}$ 30. $y = 3^{2-x} + 1$
 31. $y = 2e^{-x} - 3$ 32. $y = \tan(2x - \pi)$
 33. $y = 2 \sin(3x + \pi) - 1$ 34. $y = x^{2/5}$
 35. $y = \ln(x - 3) + 1$ 36. $y = -1 + \sqrt[3]{2 - x}$
 37. $y = \begin{cases} \sqrt{-x}, & -4 \leq x \leq 0 \\ \sqrt{x}, & 0 < x \leq 4 \end{cases}$ 38. $y = \begin{cases} -x - 2, & -2 \leq x \leq -1 \\ x, & -1 < x \leq 1 \\ -x + 2, & 1 < x \leq 2 \end{cases}$

Equation is traced by the parametrized curve.

45. $x = 5 \cos t, y = 2 \sin t, 0 \leq t \leq 2\pi$
 46. $x = 4 \cos t, y = 4 \sin t, \pi/2 \leq t < 3\pi/2$
 47. $x = 2 - t, y = 11 - 2t, -2 \leq t \leq 4$
 48. $x = 1 + t, y = \sqrt{4 - 2t}, t \leq 2$

In Exercises 49–52, give a parametrization for the curve.

49. the line segment with endpoints $(-2, 5)$ and $(4, 3)$
 50. the line through $(-3, -2)$ and $(4, -1)$
 51. the ray with initial point $(2, 5)$ that passes through $(-1, 0)$
 52. $y = x(x - 4), x \leq 2$

Group Activity In Exercises 53 and 54, do the following.

- (a) Find f^{-1} and show that $(f \circ f^{-1})(x) = (f^{-1} \circ f)(x) = x$.
 (b) Graph f and f^{-1} in the same viewing window.

53. $f(x) = 2 - 3x$ 54. $f(x) = (x + 2)^2, x \geq -2$

In Exercises 55 and 56, find the measure of the angle in radians and degrees.

55. $\sin^{-1}(0.6)$ 56. $\tan^{-1}(-2.3)$

57. Find the six trigonometric values of $\theta = \cos^{-1}(3/7)$. Give exact answers.

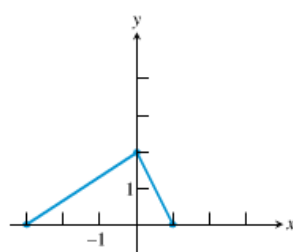
58. Solve the equation $\sin x = -0.2$ in the following intervals.

- (a) $0 \leq x < 2\pi$ (b) $-\infty < x < \infty$

59. Solve for x : $e^{-0.2x} = 4$

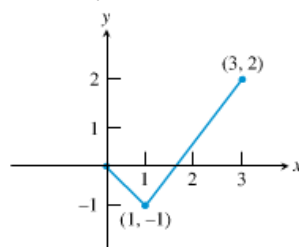
60. The graph of f is shown. Draw the graph of each function.

- (a) $y = f(-x)$
- (b) $y = -f(x)$
- (c) $y = -2f(x + 1) + 1$
- (d) $y = 3f(x - 2) - 2$



61. A portion of the graph of a function defined on $[-3, 3]$ is shown. Complete the graph assuming that the function is

- (a) even.
- (b) odd.



62. **Depreciation** Smith Hauling purchased an 18-wheel truck for \$100,000. The truck depreciates at the constant rate of \$10,000 per year for 10 years.

- (a) Write an expression that gives the value y after x years.
- (b) When is the value of the truck \$55,000?

63. **Drug Absorption** A drug is administered intravenously for pain. The function

$$f(t) = 90 - 52 \ln(1 + t), \quad 0 \leq t \leq 4$$

- (a) Find a linear regression equation for the data and superimpose its graph on a scatter plot of the data.
- (b) Use the regression equation in part (a) to predict the number of doctoral degrees earned by Hispanic Americans in 2009.
- (c) **Writing to Learn** Find the slope of the regression line. What does the slope represent?

67. **Population of New York** Table 1.24 shows the population of New York State for several years. Let $x = 0$ represent 2000, $x = 1$ represent 2001, and so forth.

TABLE 1.24 Population of New York State	
Year	Population (thousands)
2003	19,231
2004	19,301
2005	19,336
2006	19,367
2007	19,429
2008	19,490

Source: Statistical Abstract of the United States, 2010.

- (a) Find the exponential regression equation for the data and superimpose its graph on a scatter plot of the data.
- (b) Use the regression equation to predict the population in 2009.
- (c) Use the exponential regression equation to estimate the annual rate of growth of the population of New York State.

gives the number of units of the drug in the body after t hours.

- (a) What was the initial number of units of the drug administered?
- (b) How much is present after 2 hours?
- (c) Draw the graph of f .

64. Finding Time If Joenita invests \$1500 in a retirement account that earns 8% compounded annually, how long will it take this single payment to grow to \$5000?

65. Guppy Population The number of guppies in Susan's aquarium doubles every day. There are four guppies initially.

- (a) Write the number of guppies as a function of time t .
- (b) How many guppies were present after 4 days? after 1 week?
- (c) When will there be 2000 guppies?

(d) **Writing to Learn** Give reasons why this might not be a good model for the growth of Susan's guppy population.

66. Doctoral Degrees Table 1.23 shows the number of doctoral degrees earned by Hispanic students for several years. Let $x = 0$ represent 1990, $x = 1$ represent 1991, and so forth.

TABLE 1.23
Doctorates Earned by Hispanic Americans

Year	Number of Degrees
1990	780
2000	1305
2005	1824
2006	1882
2007	2035

AP* Examination Preparation

You may use a graphing calculator to solve the following problems.

68. Consider the point $P(-2, 1)$ and the line $L: x + y = 2$.

- (a) Find the slope of L .
- (b) Write an equation for the line through P and parallel to L .
- (c) Write an equation for the line through P and perpendicular to L .
- (d) What is the x -intercept of L ?

69. Let $f(x) = 1 - \ln(x - 2)$.

- (a) What is the domain of f ?
- (b) What is the range of f ?
- (c) What are the x -intercepts of the graph of f ?
- (d) Find f^{-1} .
- (e) Confirm your answer algebraically in part (d).

70. Let $f(x) = 1 - 3 \cos(2x)$.

- (a) What is the domain of f ?
- (b) What is the range of f ?
- (c) What is the period of f ?
- (d) Is f an even function, odd function, or neither?
- (e) Find all the zeros of f in $\pi/2 \leq x \leq \pi$.