

# Blackhawk Fiscal Update: Preliminary Budget



## Mission

To empower every student to achieve  
his/her best every day.



## Vision

To prepare, educate,  
challenge, and inspire students.



# 2022-2023 Audit Update

Blackhawk School District



# Audit Update

- The 2022-23 District Audit has concluded.
- The fiscal year ended with a deficit of \$116,131.00



# 2022-23 Audit Update

- Healthcare fund to be absorbed by the the General Fund in year 2024-2025

\* This fund was an allotted amount to be used prior to the District joining the healthcare consortium.

- Amount: 1.6 million



# 2023-2024 Projected Budget Update


Blackhawk School District

\* The projections are whole numbers and are finalized when annual audits are complete.

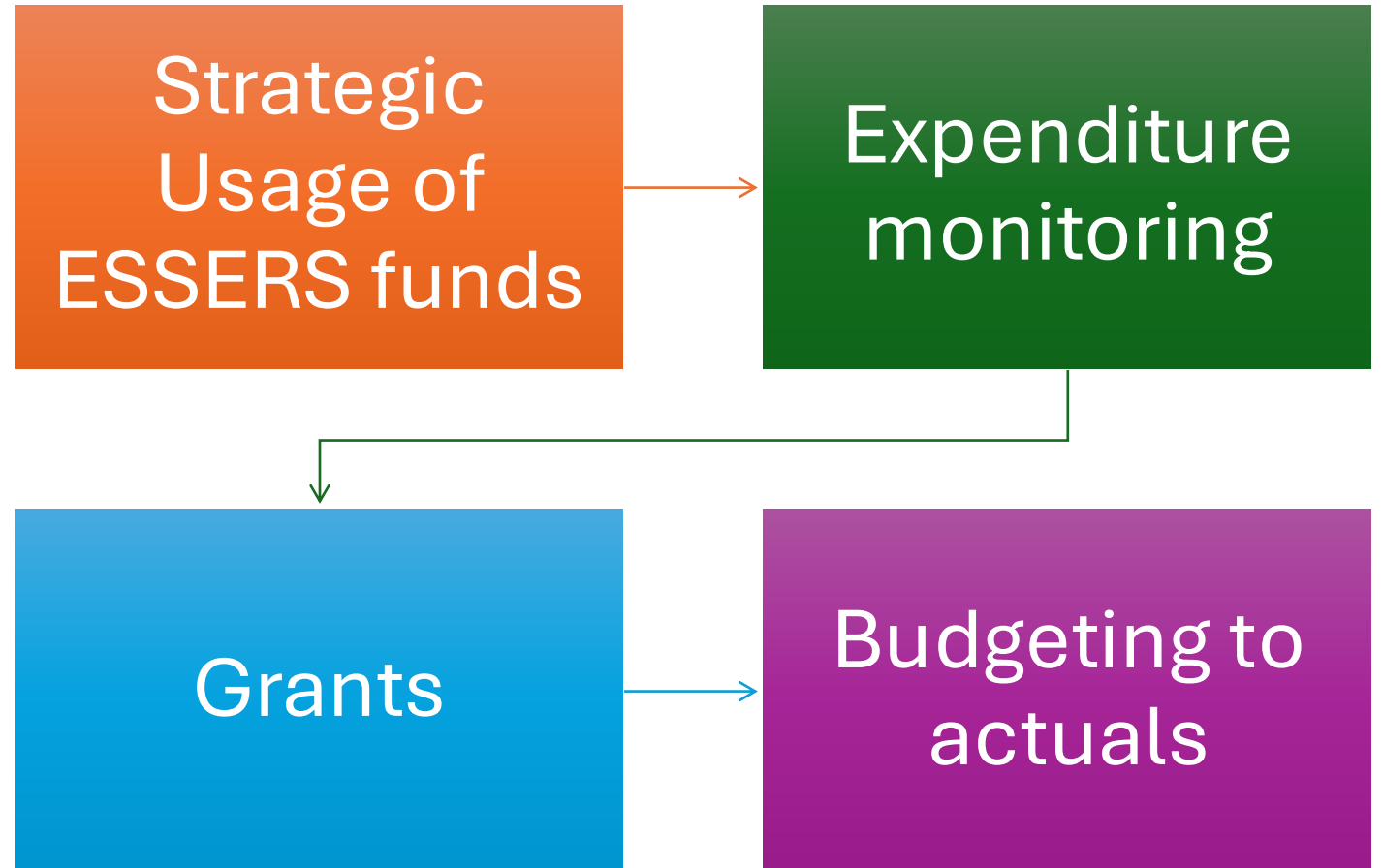


# 2023-2024 Projected Budget Projections

- Projected Expenditures
  - \$42,233,497
- Projected Revenues
  - \$40,522,956
- Projected Deficit
  - (\$1,710,541)
- The budget deficit was voted to be taken from the General Fund Balance



2023-2024  
Fiscal Due  
Diligence to  
narrow down  
projected  
deficit





# 2023-2024 April Projected Budget Projections

- The district will not know the final impact of the 2023-2024 budget until the audit is complete.
- Audit timeline: August 2024 - February 2025



# 2023-2024 Fund Balances UPDATE

Audited Fund Balance (Assigned and Unassigned) as of 6-30-23

**\$6,359,426.00**

Projected Usage for 2023-24

**Deficit (\$1,710,541.00)**

Projected Fund Balance (Assigned and Unassigned)

**\$4,648,885.00**



# 2024-2025 Proposed Budget

Blackhawk School District

\* The projections are whole numbers and are finalized when annual audits are complete.



Project Description	Period	Original Amount
Title I Improving Basic Programs	8/29/2022-9/30/2023	\$ 268,556.00
Title I Improving Basic Programs	7/1/2023-9/30/2024	\$ 314,723.00
Title II Improving Teacher Quality	8/29/2022-9/30/2023	\$ 48,153.00
Title II Improving Teacher Quality	7/1/2023-9/30/2024	\$ 54,694.00
Medical Assistance-Access	-	
Title IV - Student Support and Academic Enrichme	8/29/2022-9/30/2023	\$ 21,362.00
Title IV - Student Support and Academic Enrichme	7/1/2023-9/30/2024	\$ 21,024.00
CARES Act - ESSER Fund Local	3/13/2020-9/30/2023	\$ 1,015,920.00
ARP ESSER	3/13/2020-9/30/2024	\$ 2,054,912.00
ARP ESSER 7%	3/13/2020-9/30/2024	\$ 159,712.00
		\$ 3,959,056.00

# 2024-2025 Grant Update



- Through the budgeting process, the District continually evaluates and re-evaluates budgetary requests to provide a balanced budget
- Meetings with Budget Managers
- Review personnel
- Analysis of every line item
- Analysis of salaries and benefits
- This process usually begins in October of the current school year, so for the 2024-2025 budget it would have been fall of 2023

## Budgeting Process



- Homestead Farmstead Exclusions are provided by the Beaver County Assessment Office annually.
- The district's board then vote to approve the exclusions annually.
- As of date the county has not released the Homestead Farmstead data to districts. As soon as the district receives this information it will be brought to the board.

## Homestead Farmstead Act



Act 1 established in 2006: Limited the amount school districts can raise millage to within a certain “index”.

*Act 1 has played an important role in slowing property tax growth since 2006, limiting the growth to the Act 1 index, a factor calculated based on the annual increase in the statewide average weekly wage for the prior year, the increase in the Employment Cost Index for Elementary and Secondary Schools for the prior year and a school district’s local wealth. The Act 1 index is calculated each year by the PA Department of Education (PDE).*

School Districts may apply to PDE for exceptions to go beyond the state set Act 1 index, these exceptions are for special education and pension relief.

In January of 2024 the district voted to not apply for exceptions and stay within the set allowable Act 1 Index.

# Act 1 Index



County/Township	Pre-Reassessment Millage	Post Reassessment Millage	Act 1 Index used	Millage to Index
Beaver/Blackhawk	<b>69</b>	<b>9.6</b>	<b>5.1</b>	<b>10.1443</b>
Lawrence/Enon	<b>21.43</b>	<b>21.43</b>	<b>7.1</b>	<b>22.9944</b>

## Millage Rates & Act 1 Index



Beaver County/Blackhawk Index of 5.1 %

- Yields=\$931,624.40

Enon Valley Index of 7.1%

- Yields=\$11,357.44

**Total Amount of Act 1 Index**

- **Yields=\$ 942,981.84**

2024-25 Act 1 Index



Revenue Source	Amount per year
Local	\$21,032,326.42
State	\$19,845,742.44
Federal	\$1,889,628.55

**Total Revenues To Act 1 Index** **\$ 42,767,697.41**

**Total Projected Expenditures** **\$43,753,024.00**

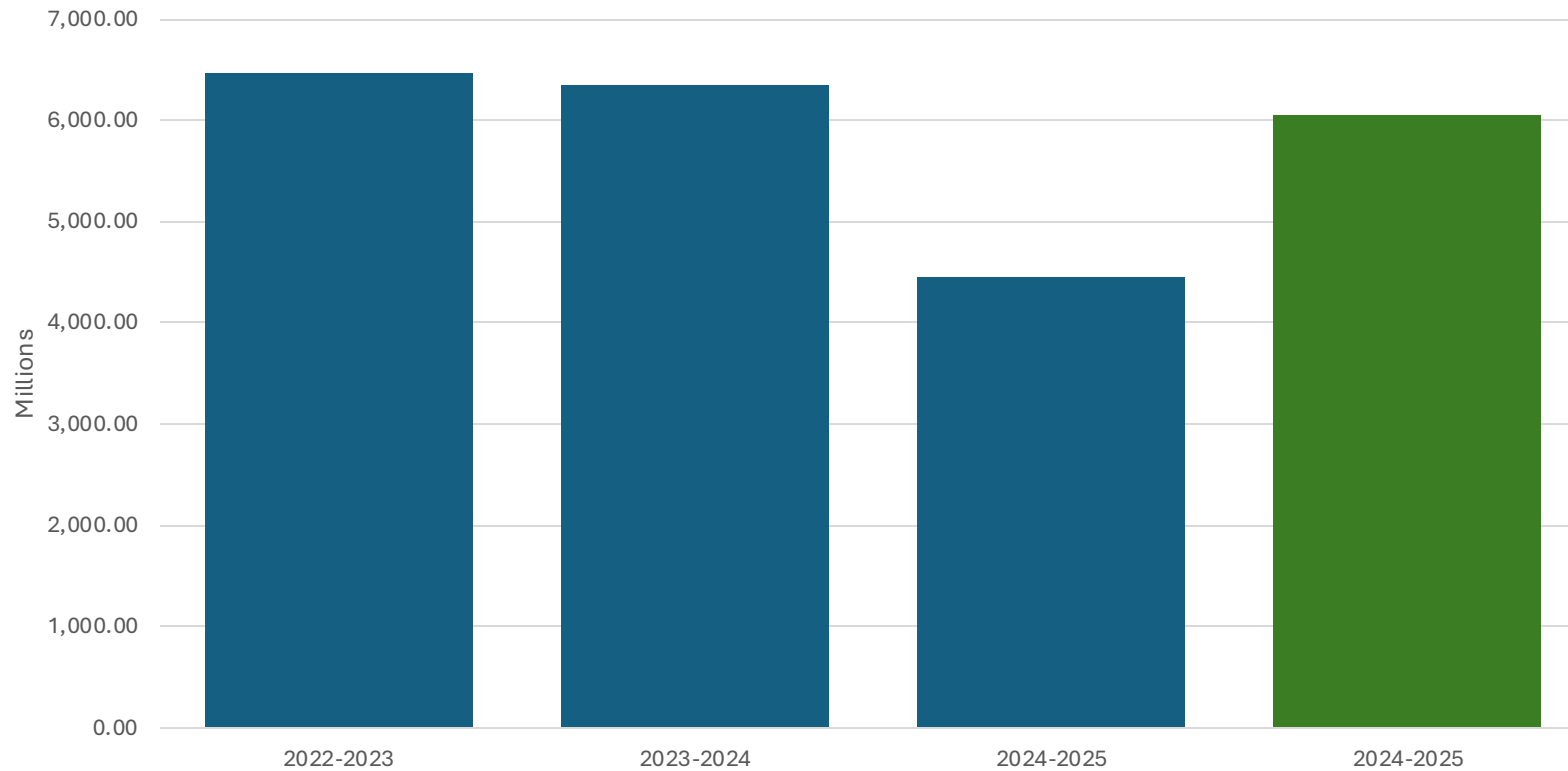
**Shortfall (To Act 1 Index)** **(\$956,556.33)**

**Shortfall (w/o Act 1 Index)** **(\$1,899,538.17)**

## 2024-2025 Projected Revenues and Expenditures



Assigned and Unassigned Fund Balance



\*2024-2025 ending balance shows a transfer of 1.6 mill Health Fund into Fund Balance

# General Fund Balance Projections



<b>Total Revenues to Act 1 Index</b>	<b>\$42,767,697.41</b>	<b>Total Revenues w/o Act 1 Index</b>	<b>\$41,824,715.57</b>		
<b>Total Projected Expenditures</b>	<b>\$43,753,024.00</b>	<b>Total Projected Expenditures</b>	<b>\$43,753,024.00</b>		
<b>Shortfall (to Act 1 Index)</b>	<b>(\$956,556.33)</b>	<b>Shortfall (w/o Act 1 Index)</b>	<b>(\$1,899,538.17)</b>		

## 2024-25 Preliminary Budget Detail



# 2024-2025 Preliminary Budget Options

Balance with Index and General Fund		Balance w/o Index and General Fund	
Total Revenues to Act 1 Index	\$42,767,697.41	Total Revenues w/o Act 1 Index	\$41,824,715.57
Total Projected Expenditures	\$43,753,024.00	Total Projected Expenditures	\$43,753,024.00
Shortfall (to Act 1 Index)	(\$956,556.33)	Shortfall (w/o Act 1 Index)	(\$1,899,538.17)
Projected Fund Balance	\$ 5,102,869.67	Projected Fund Balance	\$4,159,887.83



# 2023-2024 County Preassessment Millage Comparison

School District	Millage Rates
Beaver Area	97.17
Hopewell Area	89.00
Ambridge Area	83.47
Rochester Area	74.25
New Brighton Area	73.96
Riverside Beaver Co.	73.10
Freedom Area	72.90
Rochester Area	74.25
Big Beaver Falls Area	71.00
Central Valley	70.85
<b>Blackhawk</b>	<b>69.00</b>
Western Beaver Co.	66.00
South Side Area	65.10
Aliquippa	43.50

# Broad Take Aways

## **What we know:**

- We are looking at annual systemic deficits
- General Fund depleted to 2 million over the past two years
- Annually salaries and benefits increase roughly 500,000 without increasing revenues the district will have no choice but re-evaluate department and personnel budgets
- District is in a rebuilding and resetting
- The better a school district does the better the community; the better the community the better the district: it is a partnership

## **What we don't know:**

- Eligibility for additional State funding through BEF, Special Education, Adequacy Funding
- Contractual Aspects
- Reassessment values and challenges, we are being told to expect a reduction in revenues

# Budget Timeline

Finance Presentation: Budget  
update 23-24 and Preliminary  
Budget 24-25

April  
13

Newspaper Advertisement:  
Proposed Budget Adoption  
Notice and Vote

May  
16

Adoption of Final Budget 2024-25

June  
20

May  
9

**Finance Presentation:  
Budget update 23-24 and  
Preliminary Budget 24-25**

June  
13

Finance Presentation: Budget  
update 23-24 and Preliminary  
Budget 24-25

