



SAUGUS
PUBLIC SCHOOLS

MCAS Results Spring 2023

Dr. Maureen Lueke, Principal
Mrs. Tayler DiPesa, Vice Principal



BELMONTE
STEAM ACADEMY

DID YOU KNOW?

MCAS RESULTS ARE USED FOR

- **IMPROVEMENTS IN TEACHING AND LEARNING**
- **SCHOOL AND DISTRICT ACCOUNTABILITY**
- **STUDENT ACCOUNTABILITY**

ACHIEVEMENT LEVEL/SCALED SCORES

530-560--EXCEEDING EXPECTATIONS

Students who perform at this level have exceeded grade-level expectations by demonstrating mastery of the subject matter

500-529---MEETING EXPECTATIONS

Students who performed at this level have met grade-level expectations and are academically on track to succeed in the current grade in this subject.

**470-499---PARTIALLY MEETING
EXPECTATIONS**

Students who performed at this level have partially met grade-level expectations in this subject.

440-469----NOT MEETING EXPECTATIONS

Students who have performed at this level did not meet grade-level expectations in this subject.

YEAR

2023

SCHOOL

Multiple selections

GRADE

Multiple...

IEP/504

All

LOW INCOME

All

EL

All

HIGH NEEDS

All

RACE

All

% Students Proficient

38%

0% vs. previous year
↓ -5% vs. state average

Average Scaled Score

493

↓ -1 vs. previous year
↓ -1 vs. state average

Average SGP

44.6

↓ -5.4 vs. previous year
↓ -4.9 vs. state average

Results by Year

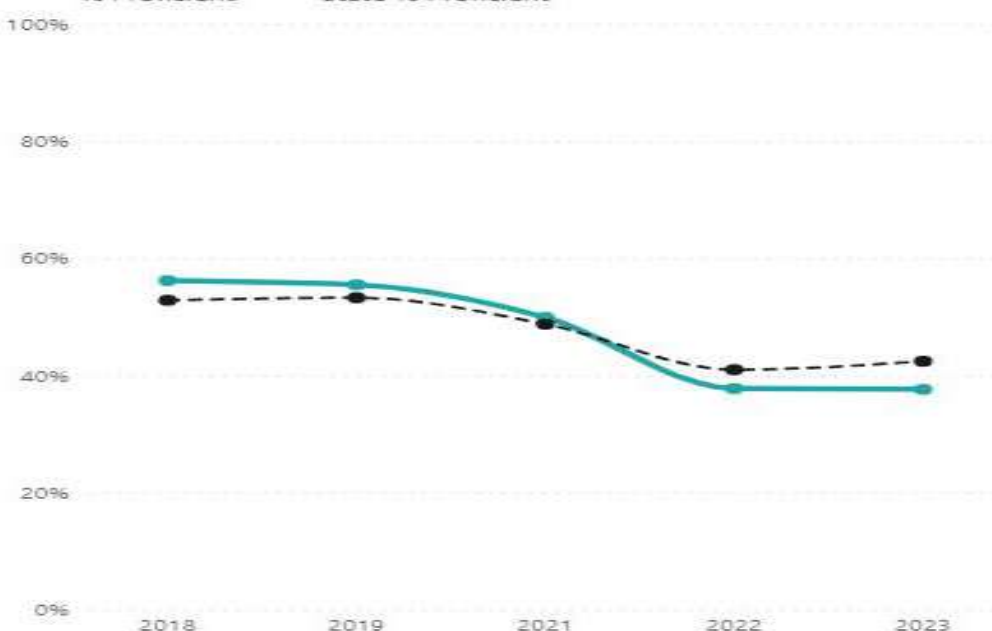
(1 extra filter applied)

% Proficient

Avg Scaled Score

Avg SGP

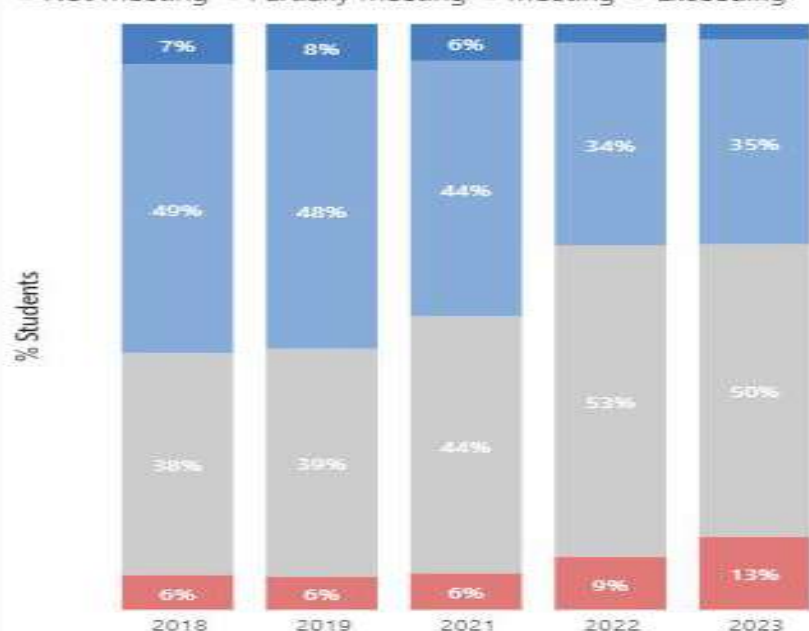
— % Proficient — State % Proficient



Student Performance by Year - ELA

(1 extra filter applied)

● Not Meeting ● Partially Meeting ● Meeting ● Exceeding



YEAR

SCHOOL

GRADE

IEP/504

LOW INCOME

EL

HIGH NEEDS

RACE

2023

Multiple selections

Multiple...

All

All

All

All

All

% Students Proficient

38%

↓ -5% vs. previous year
↓ -4% vs. state average

Average Scaled Score

494

↓ -2 vs. previous year
↓ -1 vs. state average

Average SGP

39.6

↓ -17.3 vs. previous year
↓ -10.4 vs. state average

Results by Year

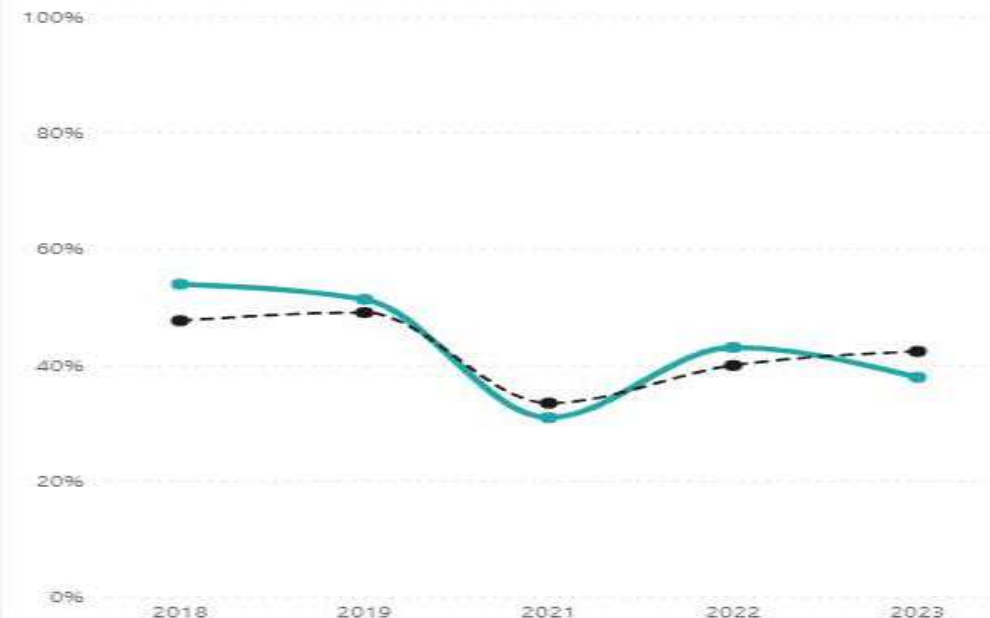
% Proficient

Avg. Scaled Score

Avg. SGP

(1 extra filter applied)

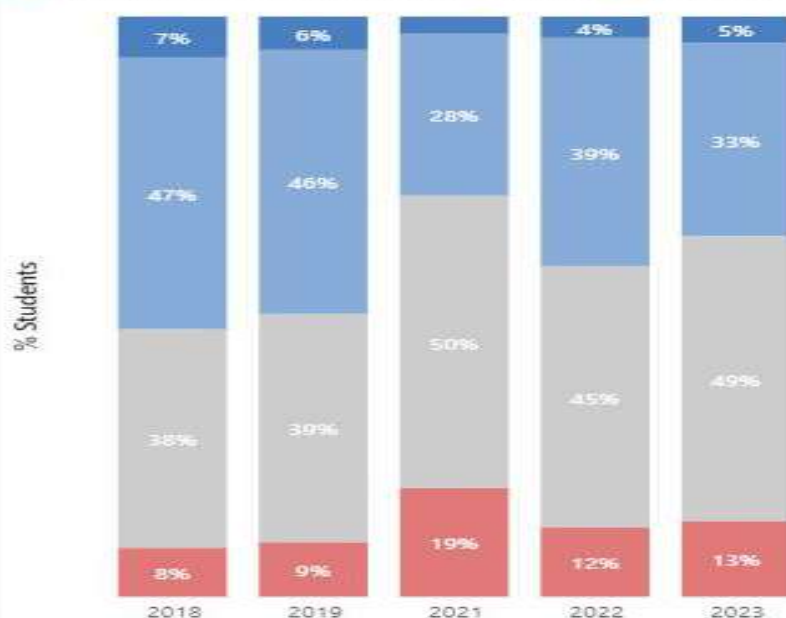
— % Proficient — State % Proficient



Student Performance by Year - Math

(1 extra filter applied)

● Not Meeting ● Partially Meeting ● Meeting ● Exceeding



YEAR

SCHOOL

GRADE

IEP/504

LOW INCOME

EL

HIGH NEEDS

RACE

2023

Multiple selections

5

All

All

All

All

All

% Students Proficient

43%

0% vs. previous year

↑ +2% vs. state average

Average Scaled Score

494

↓ -3 vs. previous year

0 vs. state average

Average SGP

--

n/a vs. previous year

n/a vs. state average

Results by Year

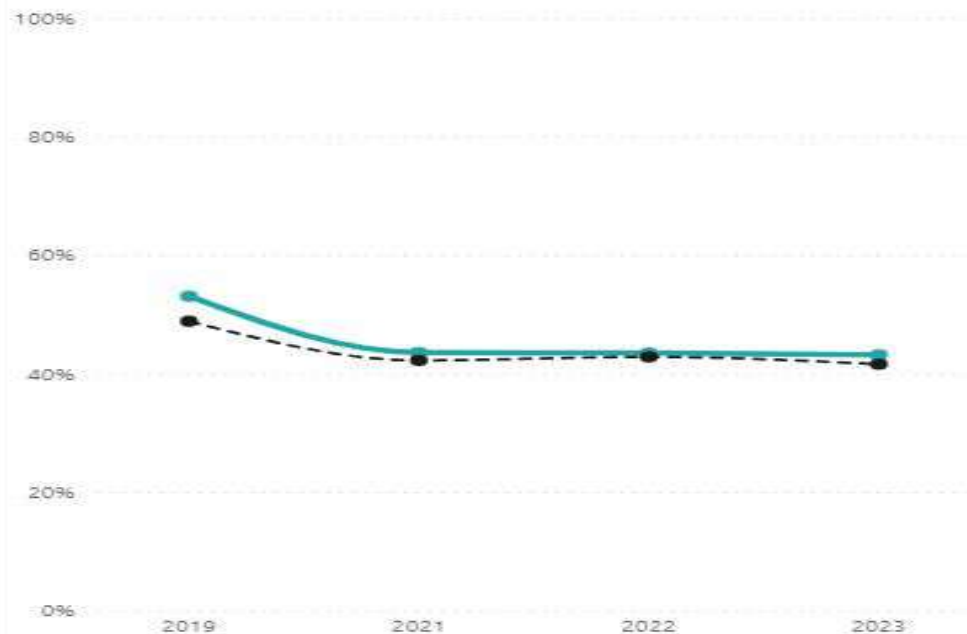
% Proficient

Avg Scaled Score

Avg SGP

(1 extra filter applied)

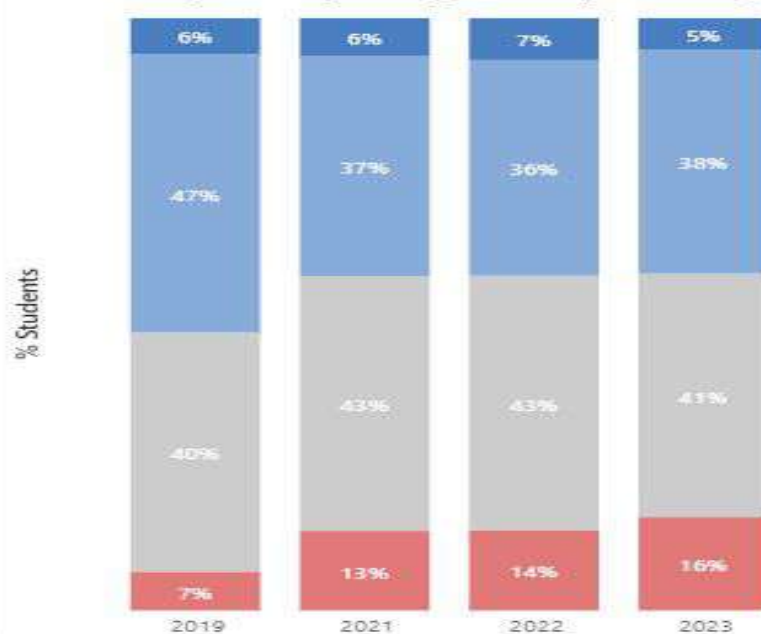
— % Proficient - - - State % Proficient



Student Performance by Year - Science

(1 extra filter applied)

● Not Meeting ● Partially Meeting ● Meeting ● Exceeding



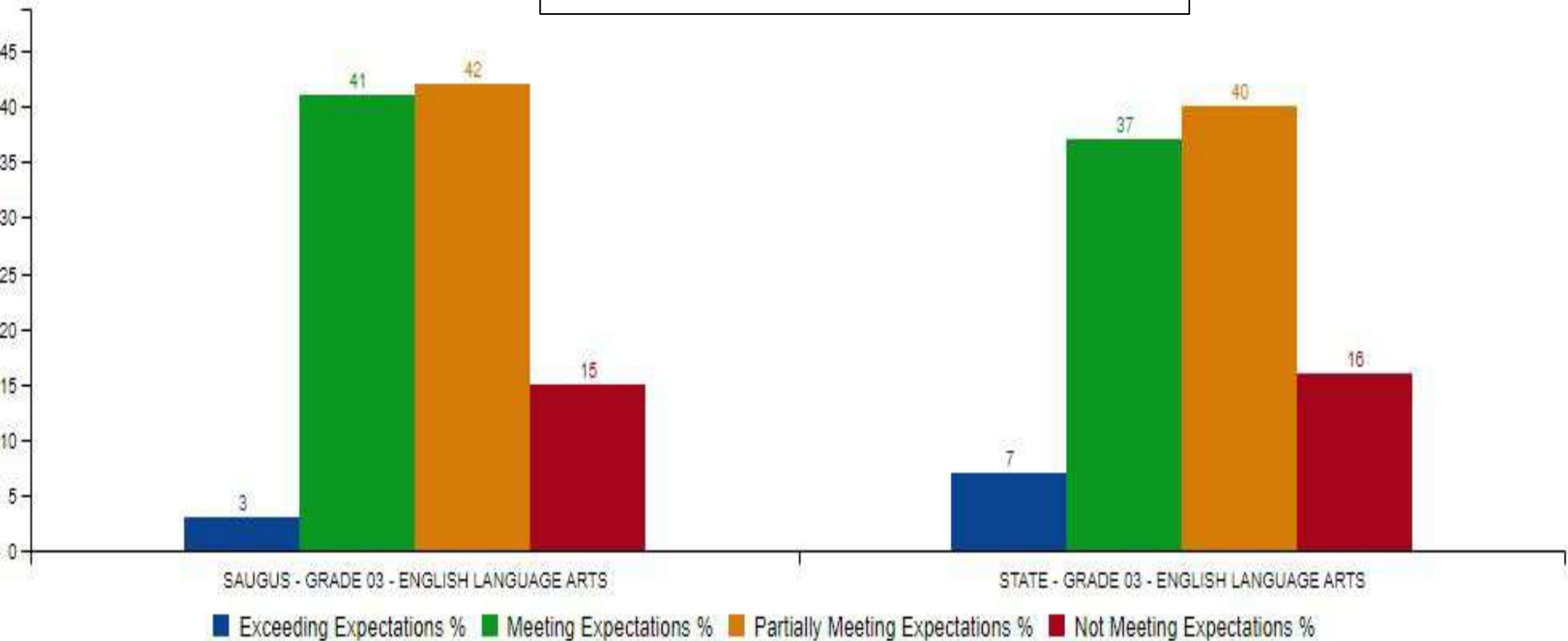
Next Generation MCAS Tests 2023

Percent of Students at Each Achievement Level for Saugus

Data Last Updated September 19, 2023.

[More about the data](#)

GRADE 3-ENGLISH LANGUAGE ARTS



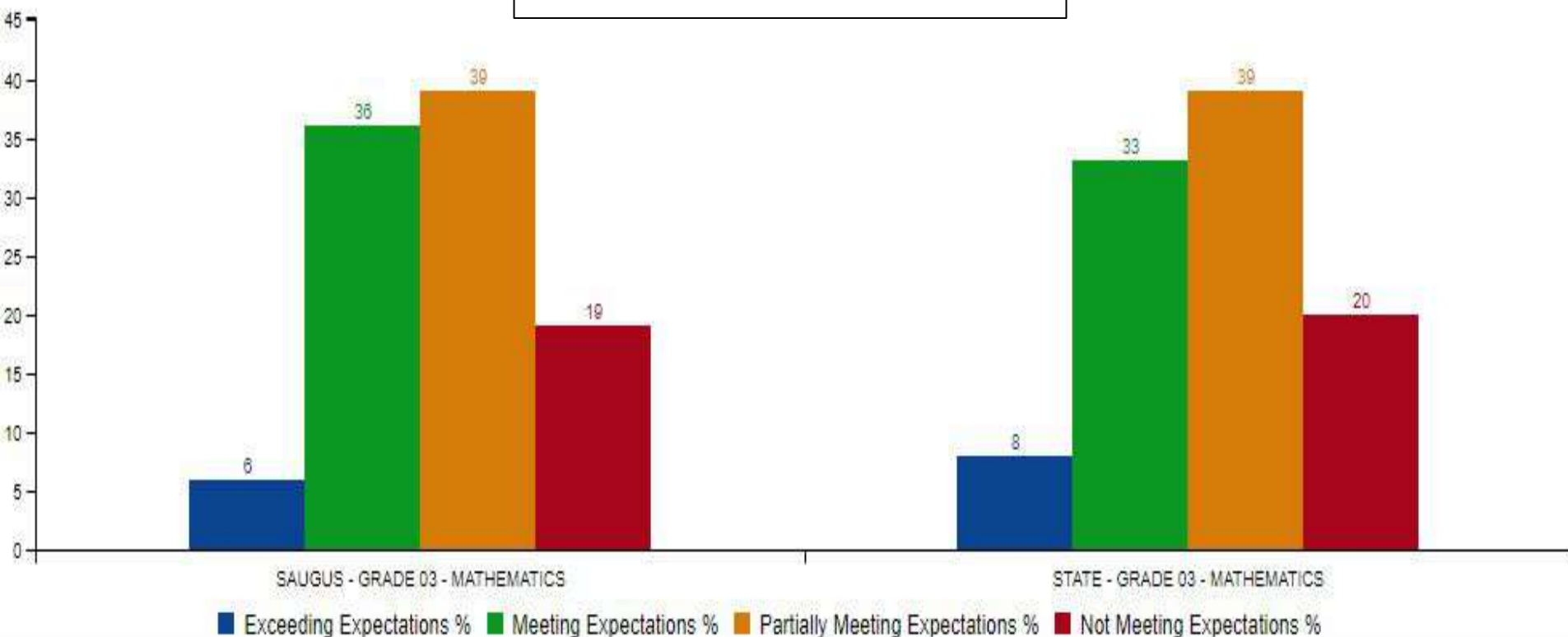
Next Generation MCAS Tests 2023

Percent of Students at Each Achievement Level for Saugus

Data Last Updated September 19, 2023.

[More about the data](#)

GRADE 3 MATHEMATICS



Glows- Grade 3 Math & ELA- Above the State Average

Select Assessment Subject

ELA

Math

Select Assessment Year:

2023

Select Grade Level(s):

3

4

5

6

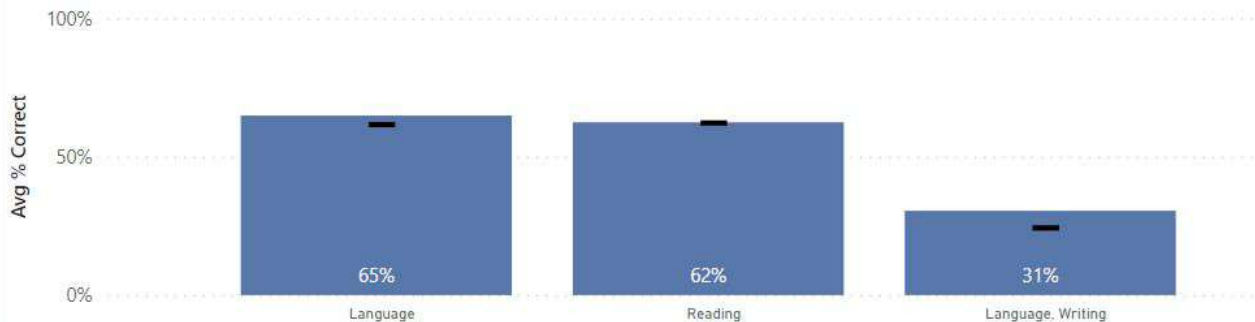
7

8

10

Avg % Correct by Item Category - ELA

— State Avg ● Above State Avg ● Below State Avg



Select Assessment Subject

ELA

Math

Select Assessment Year:

2023

Select Grade Level(s):

3

4

5

6

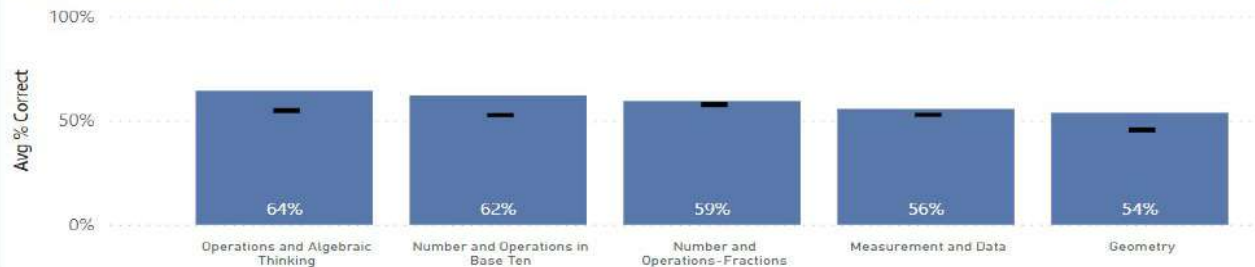
7

8

10

Avg % Correct by Item Category - Math

— State Avg ● Above State Avg ● Below State Avg



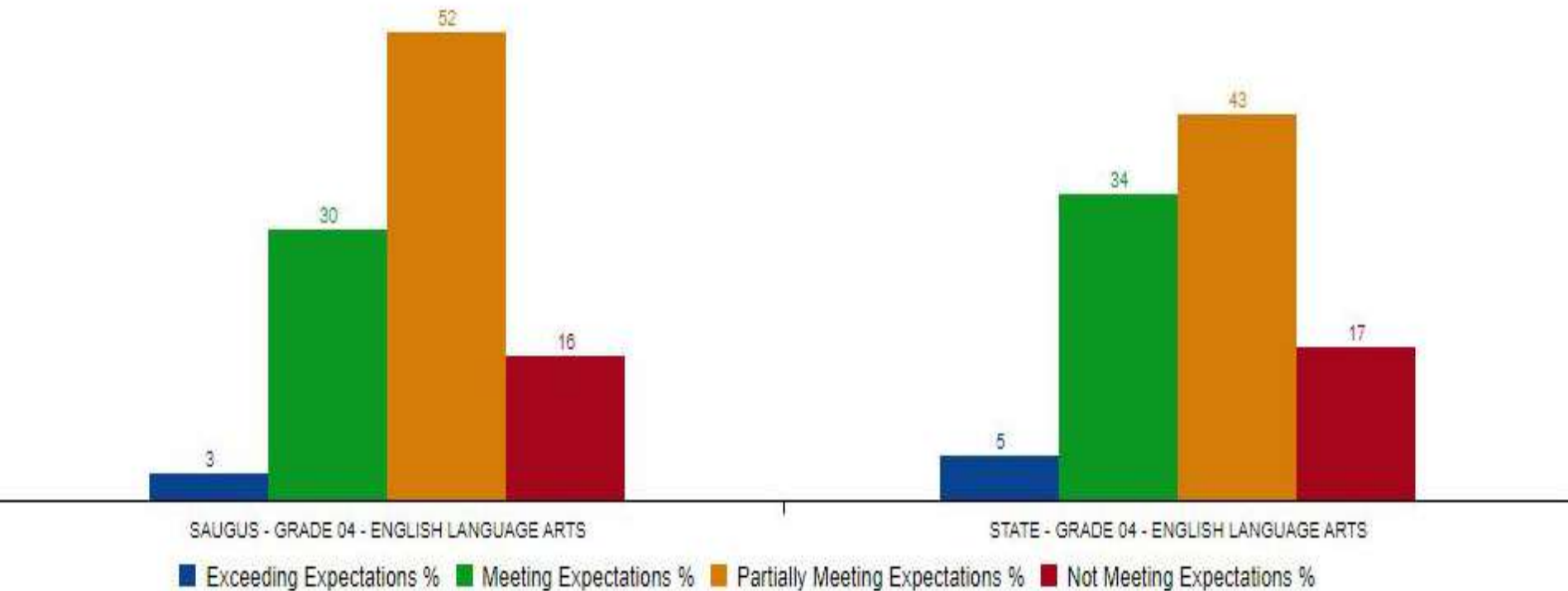
Next Generation MCAS Tests 2023

Percent of Students at Each Achievement Level for Saugus

Last Updated September 19, 2023.

[Learn about the data](#)

GRADE 4 ENGLISH LANGUAGE ARTS



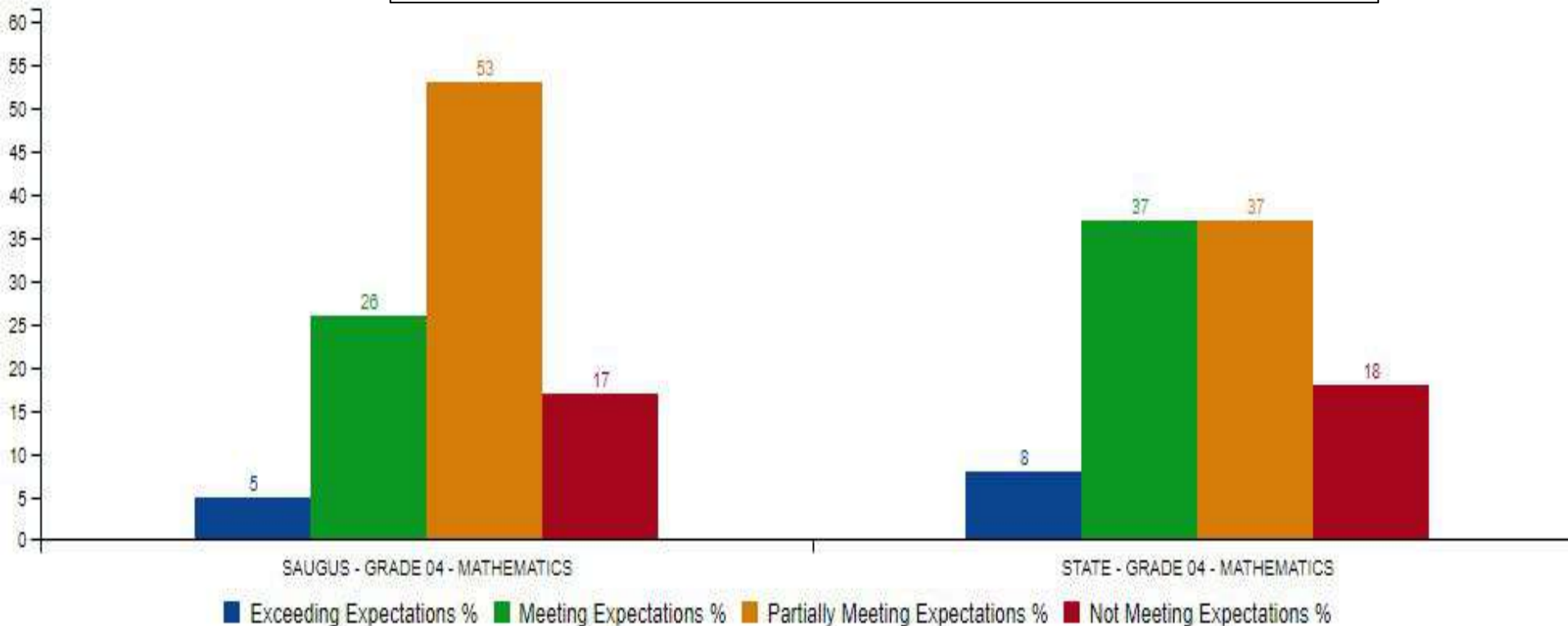
Next Generation MCAS Tests 2023

Percent of Students at Each Achievement Level for Saugus

Data Last Updated September 19, 2023.

[More about the data](#)

GRADE 4 MATHEMATICS



Grows- Grade 4 Math and ELA- Below State Average

Select Assessment Subject

ELA

Math

Select Assessment Year:

2023

Select Grade Level(s):

3

4

5

6

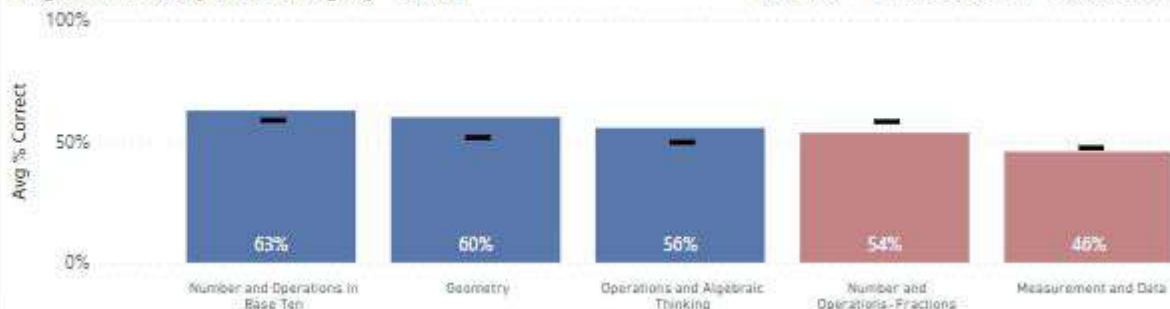
7

8

10

Avg % Correct by Item Category - Math

— State Avg ● Above State Avg ● Below State Avg



Select Assessment Subject

ELA

Math

Select Assessment Year:

2023

Select Grade Level(s):

3

4

5

6

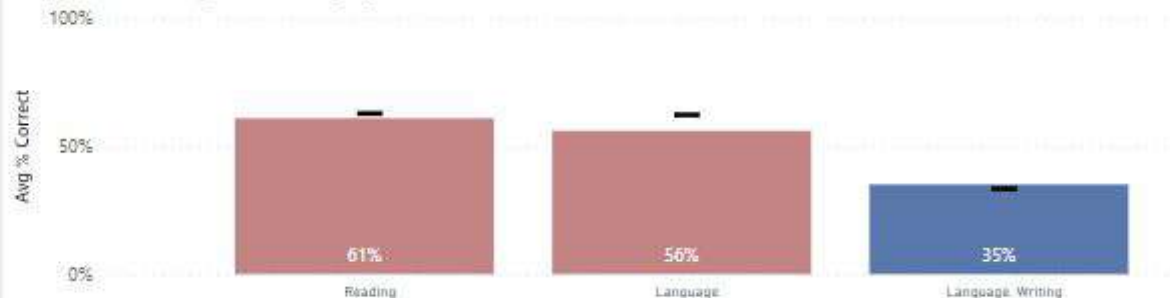
7

8

10

Avg % Correct by Item Category - ELA

— State Avg ● Above State Avg ● Below State Avg



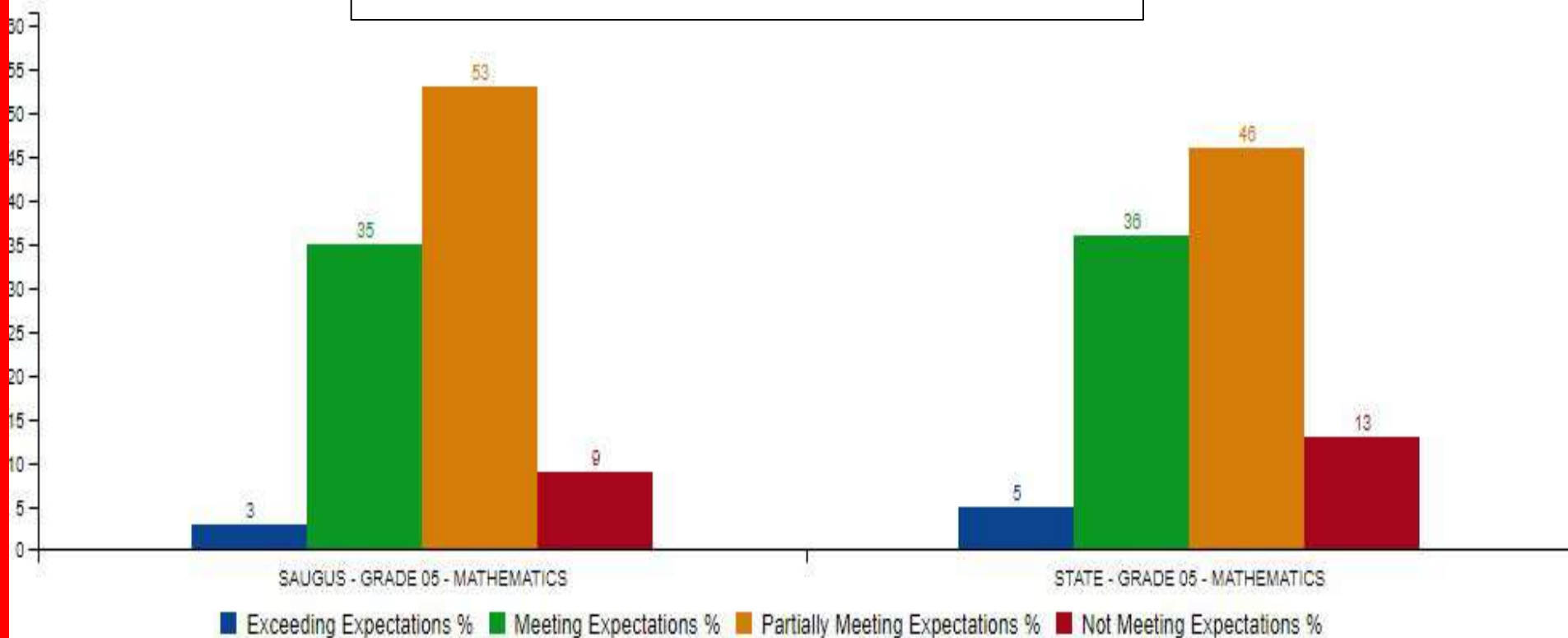
Next Generation MCAS Tests 2023

Percent of Students at Each Achievement Level for Saugus

Data Last Updated September 19, 2023.

[More about the data](#)

GRADE 5 MATHEMATICS



Glows- Grade 5 Math- % Above the State Average

Select Assessment Subject

ELA

Math

Science

Select Assessment Year:

2023

Select Grade Level(s):

3

4

5

6

7

8

10

Avg % Correct by Item Category - Math

— State Avg ● Above State Avg ● Below State Avg



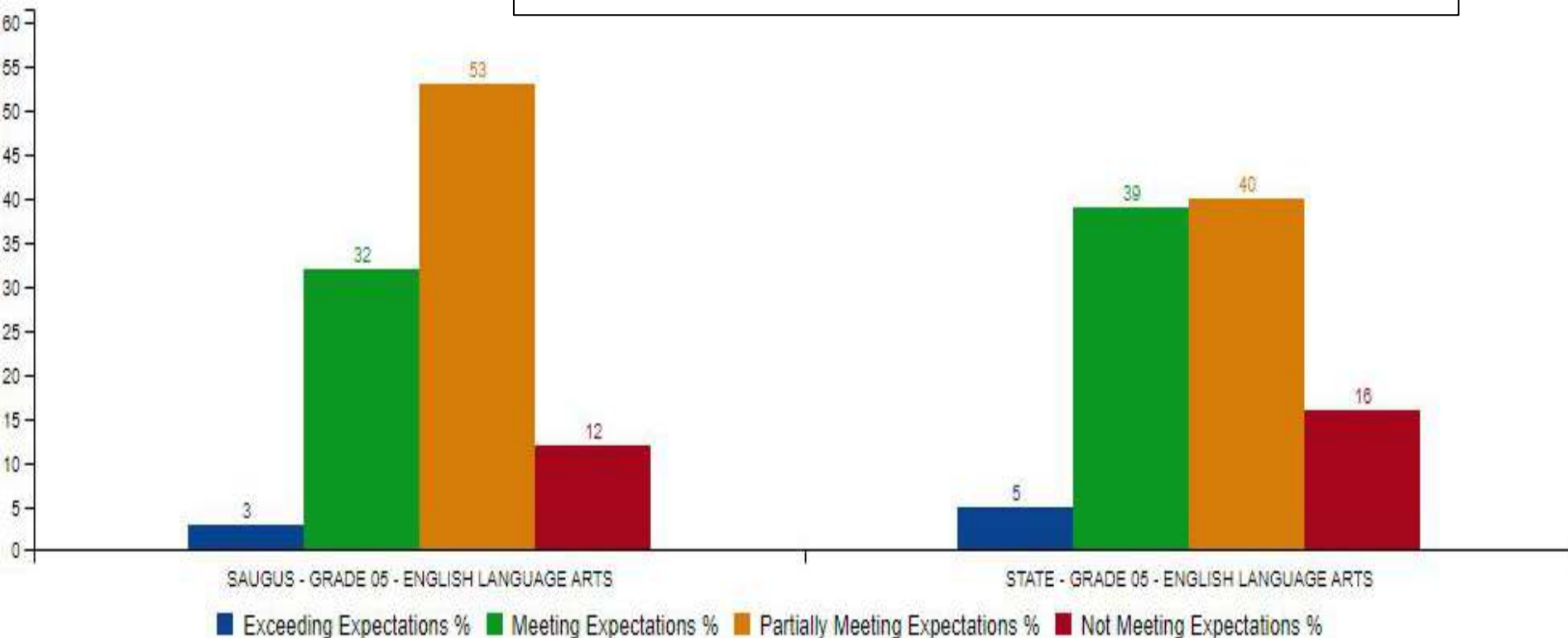
Next Generation MCAS Tests 2023

Percent of Students at Each Achievement Level for Saugus

Data Last Updated September 19, 2023.

[More about the data](#)

GRADE 5 ENGLISH LANGUAGE ARTS



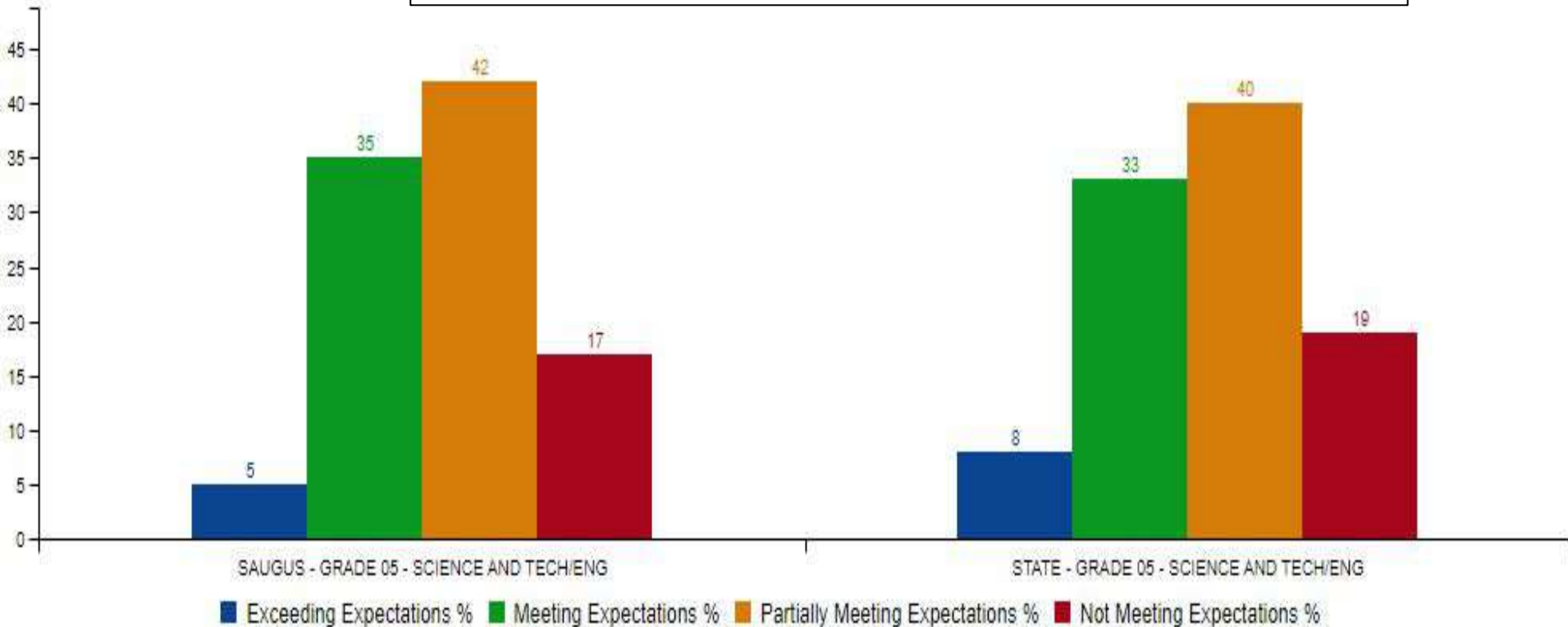
Next Generation MCAS Tests 2023

Percent of Students at Each Achievement Level for Saugus

Data Last Updated September 19, 2023.

[More about the data](#)

GRADE 5 SCIENCE AND TECH/ENG



Grows- Grade 5 ELA and Science- Below State Average

Select Assessment Subject

ELA

Math

Science

Select Assessment Year:

2023

Select Grade Level(s):

3

4

5

6

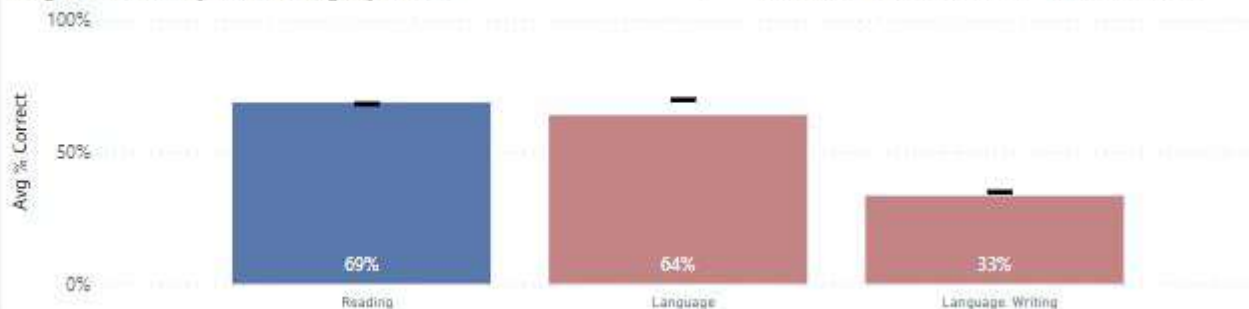
7

8

10

Avg % Correct by Item Category - ELA

— State Avg ● Above State Avg ● Below State Avg



Select Assessment Subject

ELA

Math

Science

Select Assessment Year:

2023

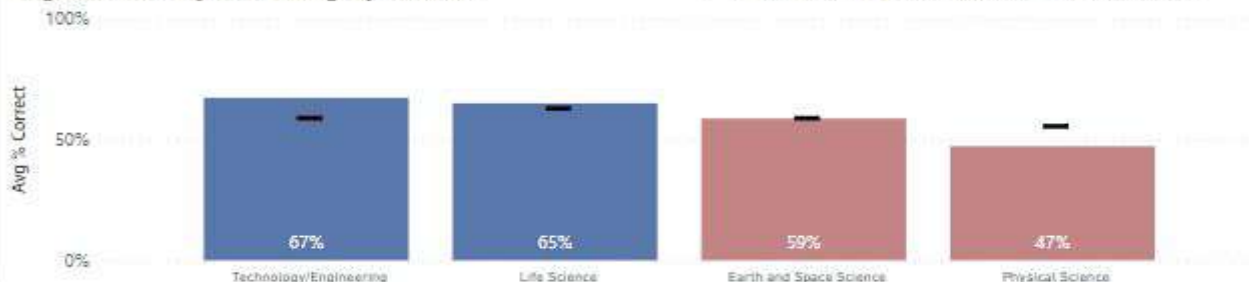
Select Grade Level(s):



5

8


Avg % Correct by Item Category - Science

— State Avg ● Above State Avg ● Below State Avg





STEAM EDUCATION



ACTION PLAN

- ◆ Increased administrative walkthroughs with actionable feedback
- ◆ Grade level common planning weekly
- ◆ ELA and Math Curriculum Coaches to support teachers
- ◆ I-Ready gives more opportunity for Reading
- ◆ Progress monitoring and data collection for reading fluency through DIBELS assessments
- ◆ Daily Common Planning in learning pods
- ◆ Data-driven Title 1 ELA and Math tutors

ACTION PLAN

- ◆ Continued Implementation of High Quality Curriculum
 - Wit and Wisdom
 - Envision 2.0 Math (2024)
- ◆ Enrichment Opportunities-Project Lead the Way
- ◆ Increased focus on the fine art component of STEAM
- ◆ Increased focus on the S.E.L. component of P.E.
 - Second Step
- ◆ S.E.L. Program: Girls On the Run- Sense of Belonging.
Well Being/Positive self image