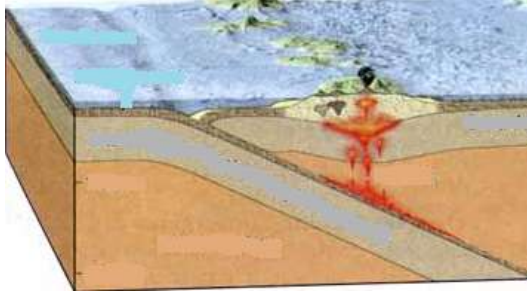
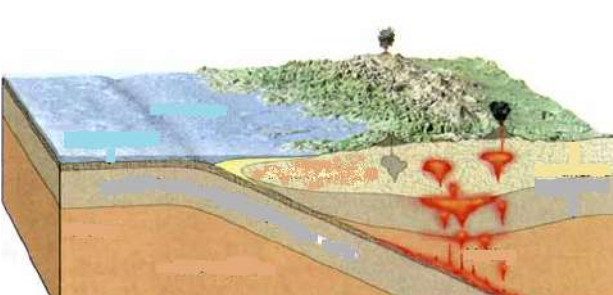
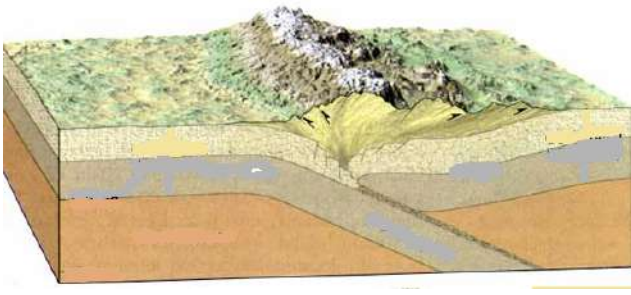



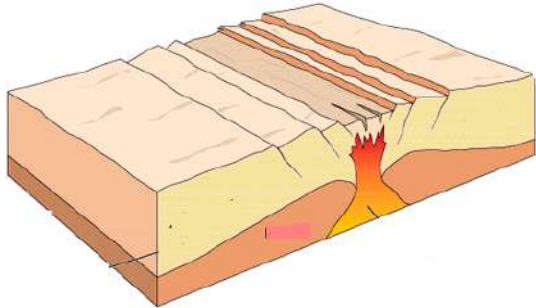
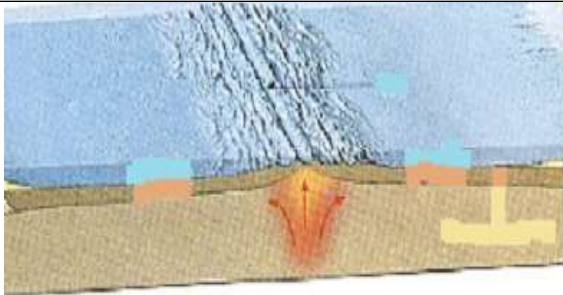
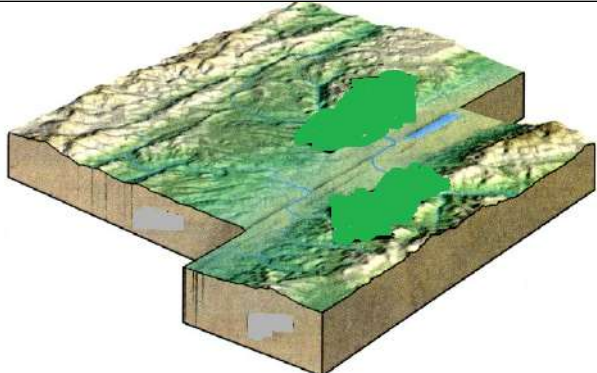




Name \_\_\_\_\_

Boundaries- where plates		
Draw arrows to show the plate motion	Draw arrows to show the plate motion	Draw arrows to show the plate motion
		
Label each plate O or C	Label each plate O or C	Label each plate O or C
 Draw arrows to show the direction of the mantle convection.	 Draw arrows to show the direction of the mantle convection.	 Draw arrows to show the direction of the mantle convection.
Describe the plate interaction.	Describe the plate interaction	Describe the plate interaction
List any events that occur here, and label any landforms on the picture above.	List any events that occur here, and label any landforms on the picture above.	List any events that occur here, and label any landforms on the picture above.
Real world example:	Real world example:	Real world example:

_____ Boundaries- where plates _____		_____ Boundaries- where plates _____
Draw arrows to show the plate motion	Draw arrows to show the plate motion	Draw arrows to show the plate motion
		
Label each plate O or C	Label each plate O or C	Label each plate O or C
 Draw arrows to show the direction of the mantle convection.	 Draw arrows to show the direction of the mantle convection.	Draw arrows to show the direction of the mantle convection.
Describe the plate interaction	Describe the plate interaction	Describe the plate interaction
List any events that occur here, and label any landforms on the picture above.	List any events that occur here, and label any landforms on the picture above.	List any events that occur here, and label any landforms on the picture above.
Real world example:	Real world example:	Real world example: