



# **Portrait of an MHS Graduate**

**Presented by Corie Gaylord**

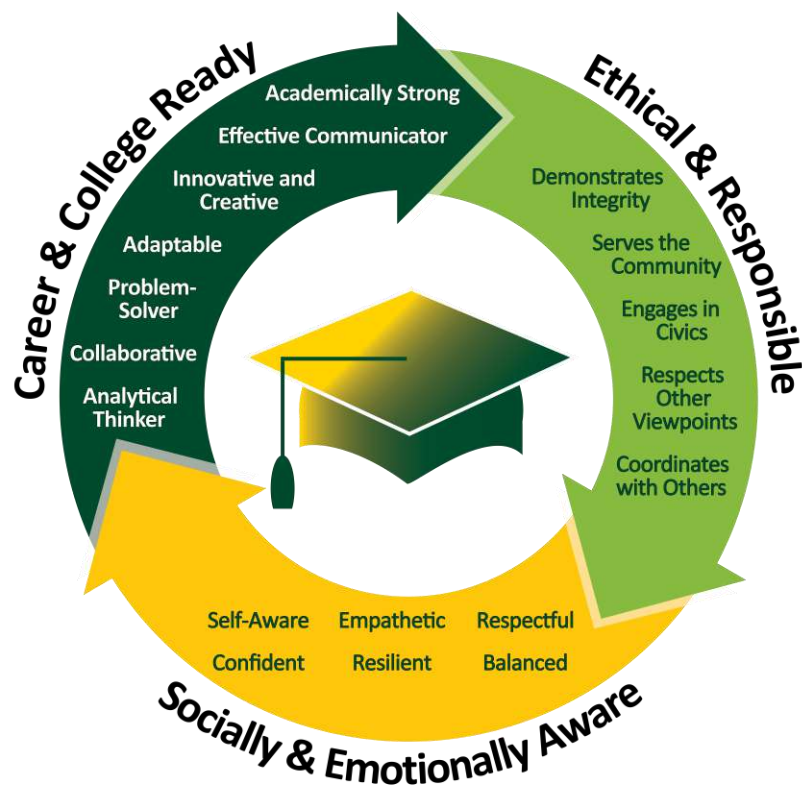
**Director of Student Academic & Counseling  
Services**

**Date: February 28, 2023**

# Portrait of a Graduate

Montgomery Township School District

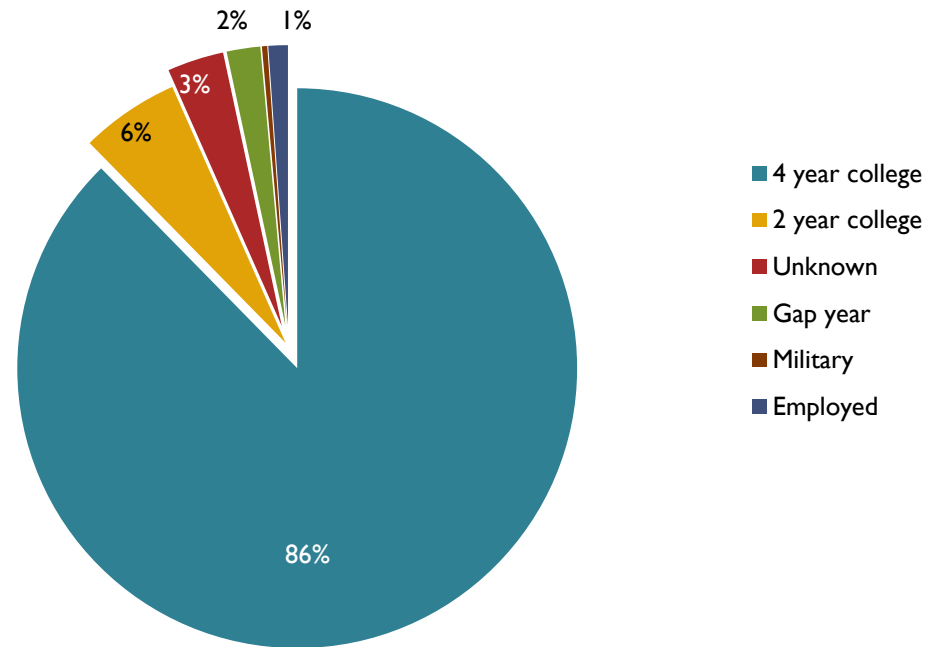
## Portrait of a Graduate



## MHS Class of 2022 Snapshot

**374**  
students  
graduated

**92% are**  
continuing  
their education



## Class Profiles

	2022	2021	2020	2019	2018
Graduating Class Size	374	423	399	409	404
Average GPA	90.6	90.6	90.2	89.9	90.3
Average PSAT	1225	1236	1228	1227	1226
Average SAT	1335	1344	1347	1349	1334
Average ACT	28	30	29	29	29
Number of Apps Submitted	4653	4491	3714	3098	3786
Average Number of Apps per Student	12.4	10.6	9.4	7.6	9.4
Percentage Accepted	32%	39%	43%	51%	43%

Data from *Naviance & Genesis*

**2021-2022**



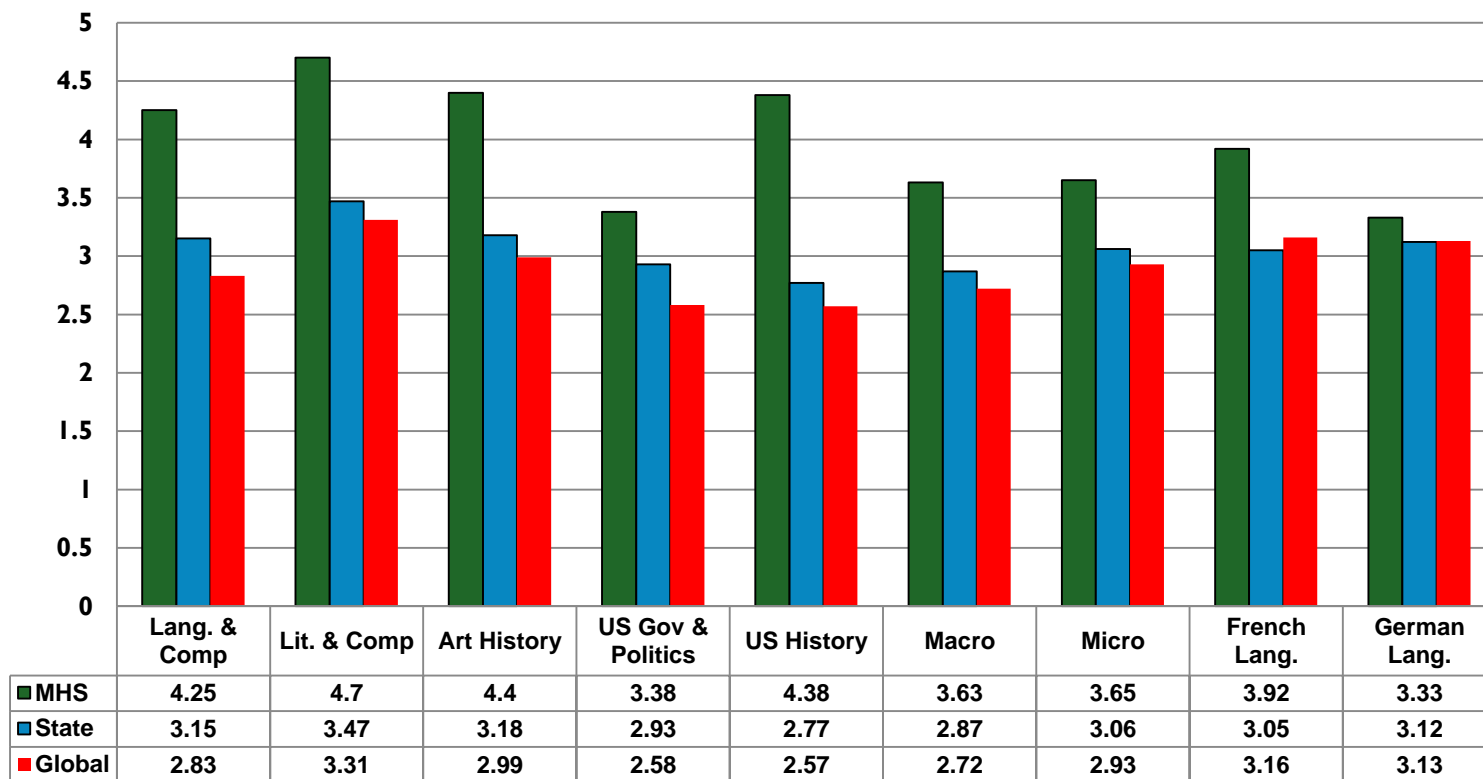


# **Advanced Placement Courses 2021-22**

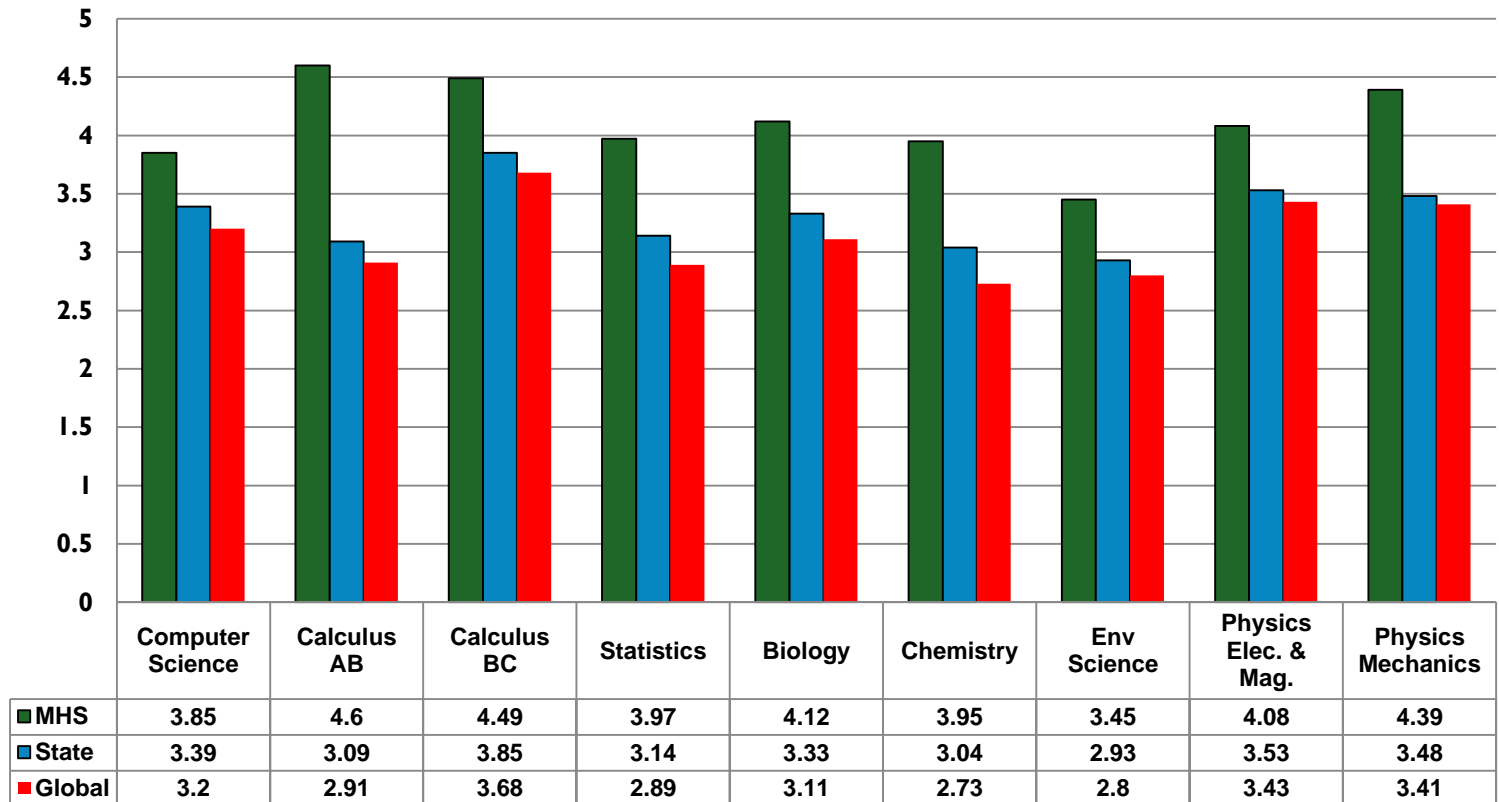
English Language and Composition  
English Literature and Composition  
Art History  
US Government and Politics  
US History  
Economics  
French  
German  
Spanish  
Computer Science

Calculus AB  
Calculus BC  
Statistics  
Biology  
Chemistry  
Environmental Science  
Physics C  
Art Studio  
Photography

## 2022 Advanced Placement Mean Scores



## 2022 Advanced Placement Mean Scores





**2021-2022**





## **SAT**

The **SAT** tests reasoning and verbal abilities and is designed to assess students' academic readiness for college.

**Math- 800**

**Evidence-based Reading & Writing- 800**

# Class of 2022 Mean SAT Scores



# SAT Scores 2018-22

	2022	2021	2020	2019	2018
MHS ERW	647	640	647	647	641
NJ ERW	543	562	541	544	547
National ERW	529	533	528	531	536
MHS Math	669	660	673	674	669
NJ Math	537	563	540	545	547
National Math	521	528	523	528	531

**2021-2022**

**ACT<sup>®</sup>**



# **ACT**

The **ACT** is an achievement test, measuring what a student has learned in school.

**Composite Score- 36**

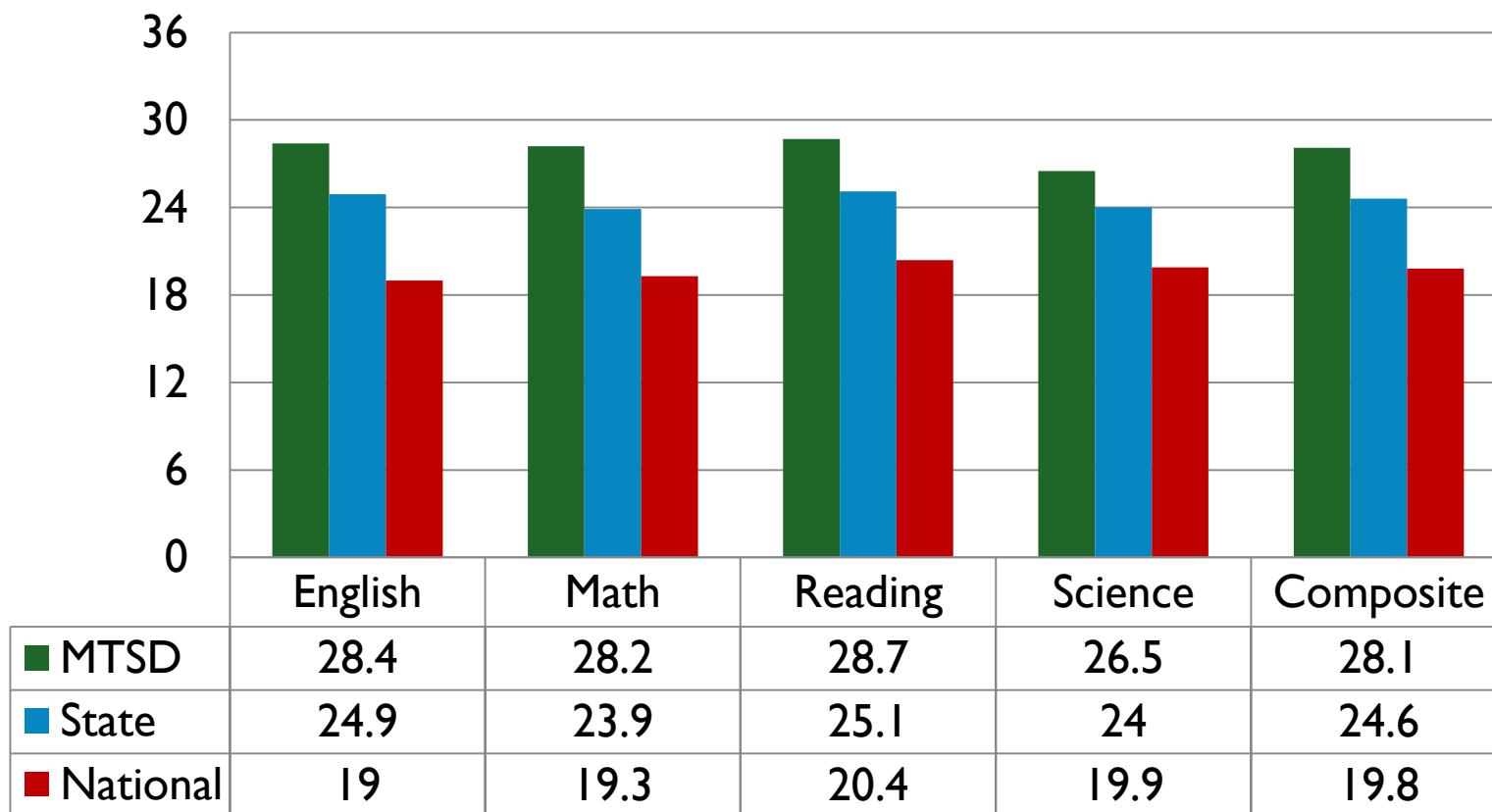
**English**

**Math**

**Reading**

**Science**

# Class of 2022 Mean ACT Scores



# ACT Scores 2018-22

	2022	2021	2020	2019	2018
MHS Composite	28.1	29.3	27.8	28.6	28.7
NJ Composite	24.6	25.1	24.4	24.2	23.7
National Composite	19.8	20.3	20.6	20.7	20.8



# National Merit Scholars

- Requirements
  - Enrollment as a high school student on track for graduation,
  - Take the PSAT/NMSQT in grade 11; and
  - Attend high school in the U.S, District of Columbia, or U.S. commonwealths and territories; or meet the U.S. citizenship requirements for students attending high school outside the U.S.

## National Merit (cont)

- Over 1.5 million students in about 21,000 high schools enter the National Merit Scholarship Program each year.
- About 50,000 entrants qualify for program recognition
- About 8,500 outstanding students receive scholarships

## National Merit (cont)

- Less than 1 percent of the nation's high school graduating seniors qualify as Semifinalists each year.
- The Semifinalists have the opportunity to advance in the competition for about 7,500 Merit Scholarship awards.

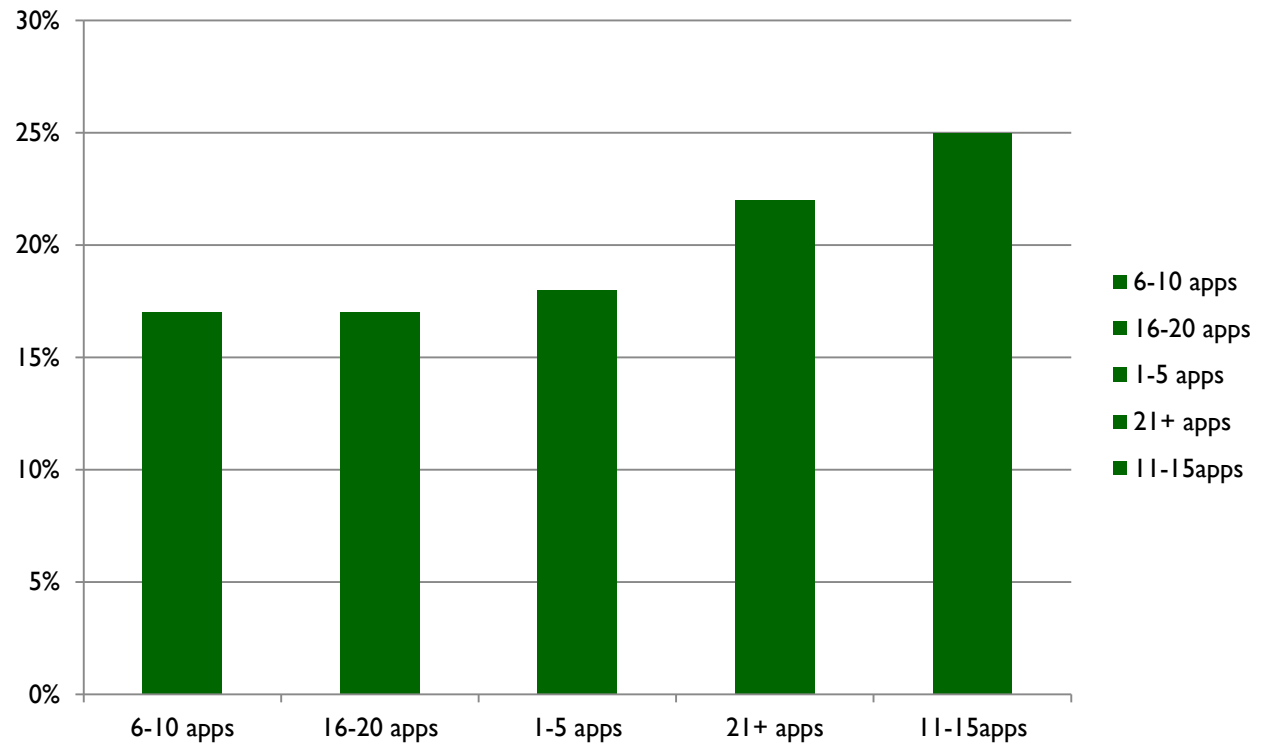
# National Merit (cont)

- In order for a Semifinalist to qualify as a Finalist, they must
  - Continue to meet all requirements
  - Be enrolled in their last year of high school
  - Have a record of consistently high academic performance
  - Complete the NMSC Online Scholarship Application
  - Take the SAT or ACT and earn scores consistent with PSAT/NMSQT
  - Provide additional documentation, including submission of a personal essay.
  - About 95% of Semifinalists qualify as Finalists.

## National Merit Scholars

	2022	2021	2020	2019	2018
Finalist	29	20	21	11	11
Semifinalist	3	0	0	0	0
Commended	59	49	46	70	62

## College Applications per Student Class of 2022



Data from *Naviance*



# Counselors

- Counselors provide data to students to assist them with their decisions. (It is indicative by the number of applications) They are supportive of any and all colleges that students can see themselves attend.
- Counselors assist all students in the college process.

## College Applications-top 10 class of 2022

College	Net Apply	Accept	%	Attend
Rutgers	196	141	71.9%	46
Northeastern	126	39	31.0%	10
Univ. of Michigan	99	6	6.1%	0
Penn State	97	43	44.3%	6
Boston Univ.	96	14	14.6%	1
TCNJ	93	36	38.7%	13
NYU	93	15	16.1%	7
Univ. of Maryland	82	28	34.1%	1
Univ. of Pittsburgh	79	41	51.9%	5
Drexel	72	47	65.3%	6

Data from Naviance



## Top 10 College Apps 2018-2022

College	Apply	Accept	%	Attend
Rutgers	1136	842	74.1%	312
Northeastern	536	195	36.4%	60
Penn State	431	259	60.1%	35
U. of Michigan	428	50	11.7%	15
TCNJ	411	191	46.5%	45
NYU	405	82	20.2%	39
Boston Univ.	399	102	25.6%	12
U. of Maryland	353	160	45.3%	20
Drexel	325	244	75.1%	30
Cornell	293	27	9.2%	13

Data from *Naviance*

# Additional Information

- Requested by parents from survey last year:
  - Athletics: [NCAA](#)
  - Teaching parents more about applications and Naviance: Parent presentations for juniors (January) and seniors (September) posted on [MHS Counseling website](#).
  - Class choices: [Program of Studies](#)
  - How to find best fit: meet with counselor to discuss what is most important to student/family

# Add'l Information (cont'd)

- College essays:
  - Senior English classes in the fall (personal narrative) at every level infused into curriculum
  - S.O.A.R. program: College Essay Workshop offered every summer
  - Junior English classes introduced at the end of the year

# Add'l Information (cont'd)

- How to get a good recommendation letter: get to know teachers, especially in areas of interest, and counselors.
- What else is beneficial to include in application: “The Admissions Game” presentation in October and counselor
- Colleges in performing arts field: performing arts teachers and counselors
- Financial aid information: November presentation every year and Financial Aid Comparison Worksheet—posted on [MHS counseling website](#). [FAFSA Website](#). [CSS Profile](#).

# Add'l Information (cont'd)

- Transferring, gap year, path after college:
  - [Gap Year information](#) on the MHS Counseling website
  - Path after college: Beginning with Career Exploration classes, MHS will be inviting people from a variety of career fields to speak with students in related classes.
  - Transferring between colleges would be a college-level discussion. Students would request [high school transcripts](#) from MHS.

# Additional Information

- Requested by students from survey:
  - Packet/handbook for application process: Class pages and Google classroom on [MHS Counseling website](#).
  - Every January of junior year in History classes counselors visit to go over college application process. Also, hold MHS Alumni Panel in January.
  - Financial Aid/Scholarships: [MHS Counseling website](#) and in Naviance.
  - Importance of activities and courses: October presentation “The Admissions Game” and counselor

# Additional Resources

- [Quarterly newsletters](#)
- Additional presentations: Sophomore presentation “What’s Coming Down the Road”
- Test Optional Information: [fairtest.org](http://fairtest.org)

## What Are Our Graduates Doing?

Employed at: ECOCERT Group (Chile), Lockheed Martin, Fidelity, Blackstone, Spires Literary Magazine, Deloitte, Tipico, Everglades Club, redefy, Lineage Logistics, Bristol Myers Squibb, Johnson & Johnson, Discovery Education, Raytheon, Amazon, Blue Bears Restaurant

Marine Corp Veteran – senior at Embry Riddle

Neurosurgery resident at Rutgers University

Medical student at Vanderbilt University

PhD candidates at Harvard, Cornell, Northeastern

