



Portrait of an MHS Graduate

Presented by Corie Gaylord

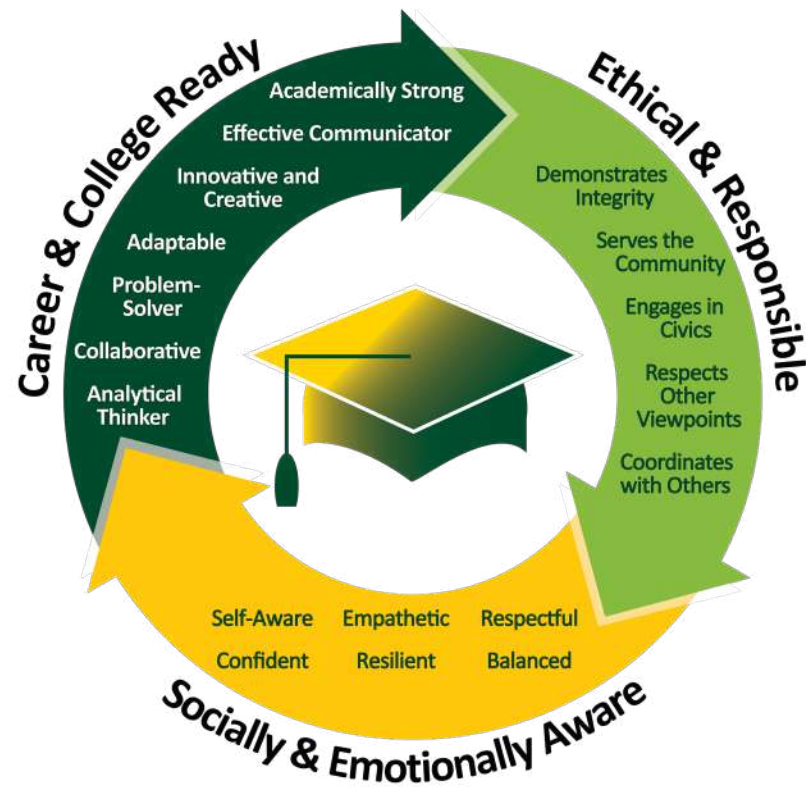
**Director of Student Academic & Counseling
Services**

Date: April 26, 2022

Portrait of a Graduate

Montgomery Township School District

Portrait of a Graduate

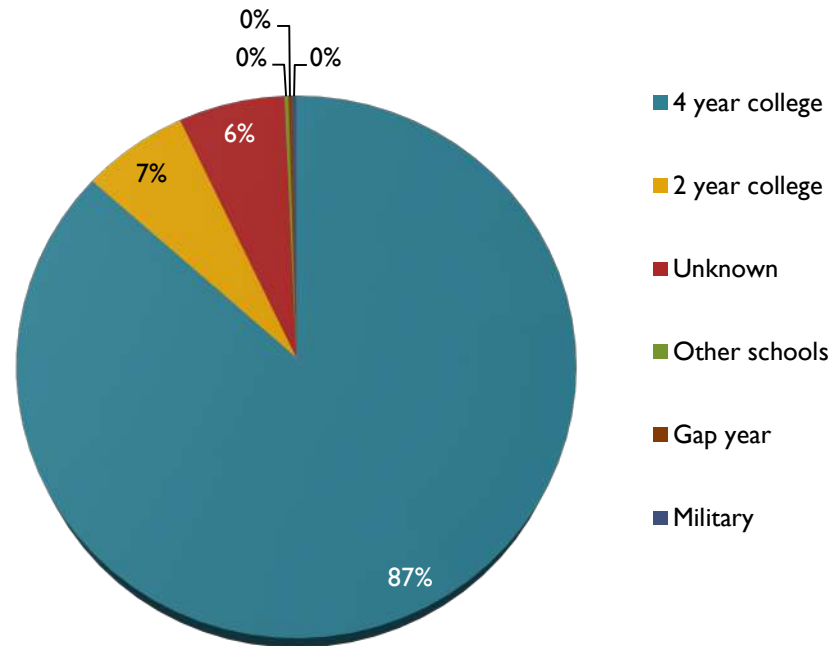


MHS Class of 2021 Snapshot

**423 students
graduated**

**93.1% are
continuing
their
education**

MHS Class of 2021 Snapshot



Class Profiles

	2021	2020	2019	2018	2017
Graduating Class Size	423	399	409	404	408
Average GPA	90.6	90.2	89.9	90.3	89.7
Average PSAT	1236	1228	1227	1226 (new scale 1520)	165 (scale240)
Average SAT (1600)	1344	1347	1349	1334	1321
Average SAT (2400)					1969
Average ACT	30	29	29	29	28
Number of Apps Submitted	4491	3714	3098	3786	3634
Average Number of Apps per Student	10.6	9.4	7.6	9.4	8.9
Percentage Accepted	39%	43%	51%	43%	45%

Data from *Naviance & Genesis*

2020-2021



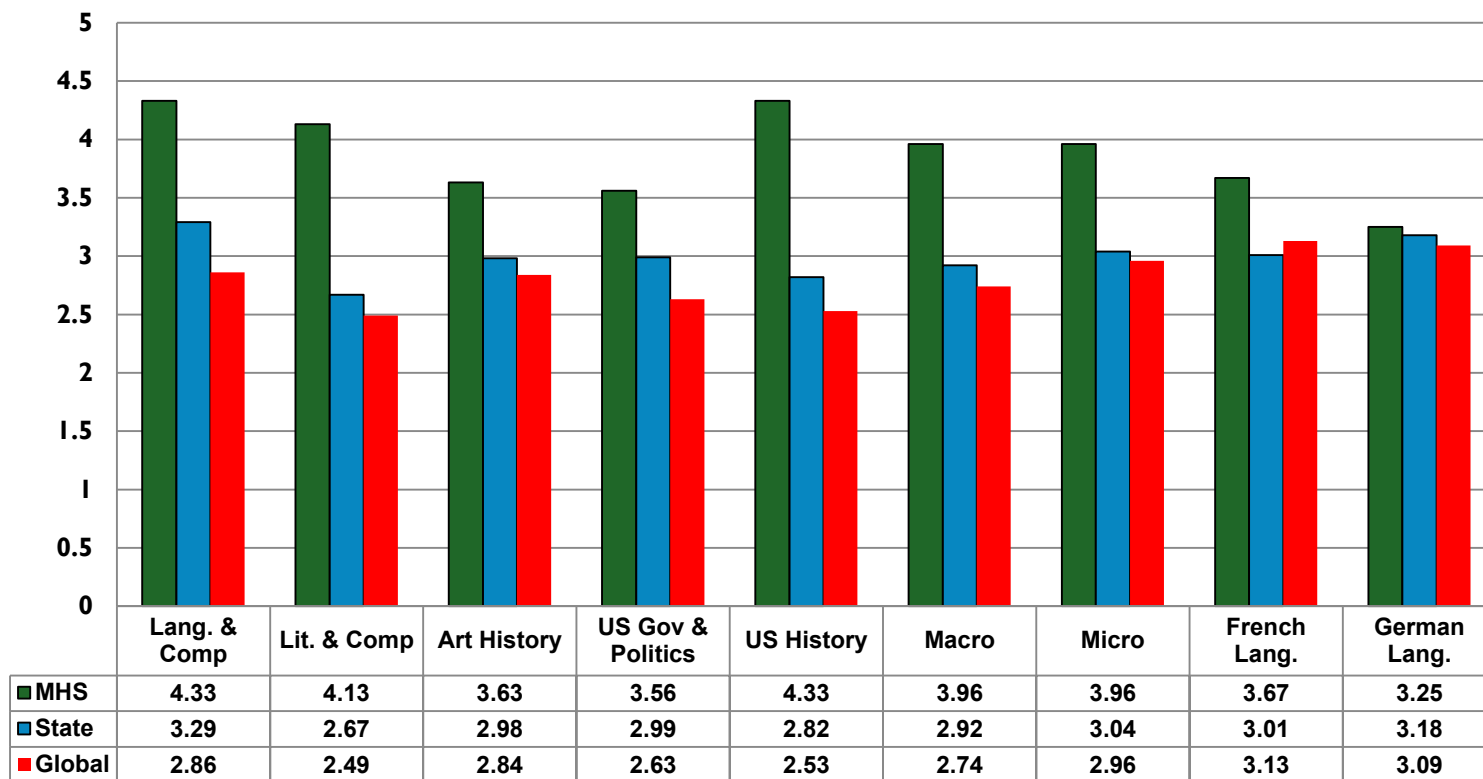


Advanced Placement Courses 2020-21

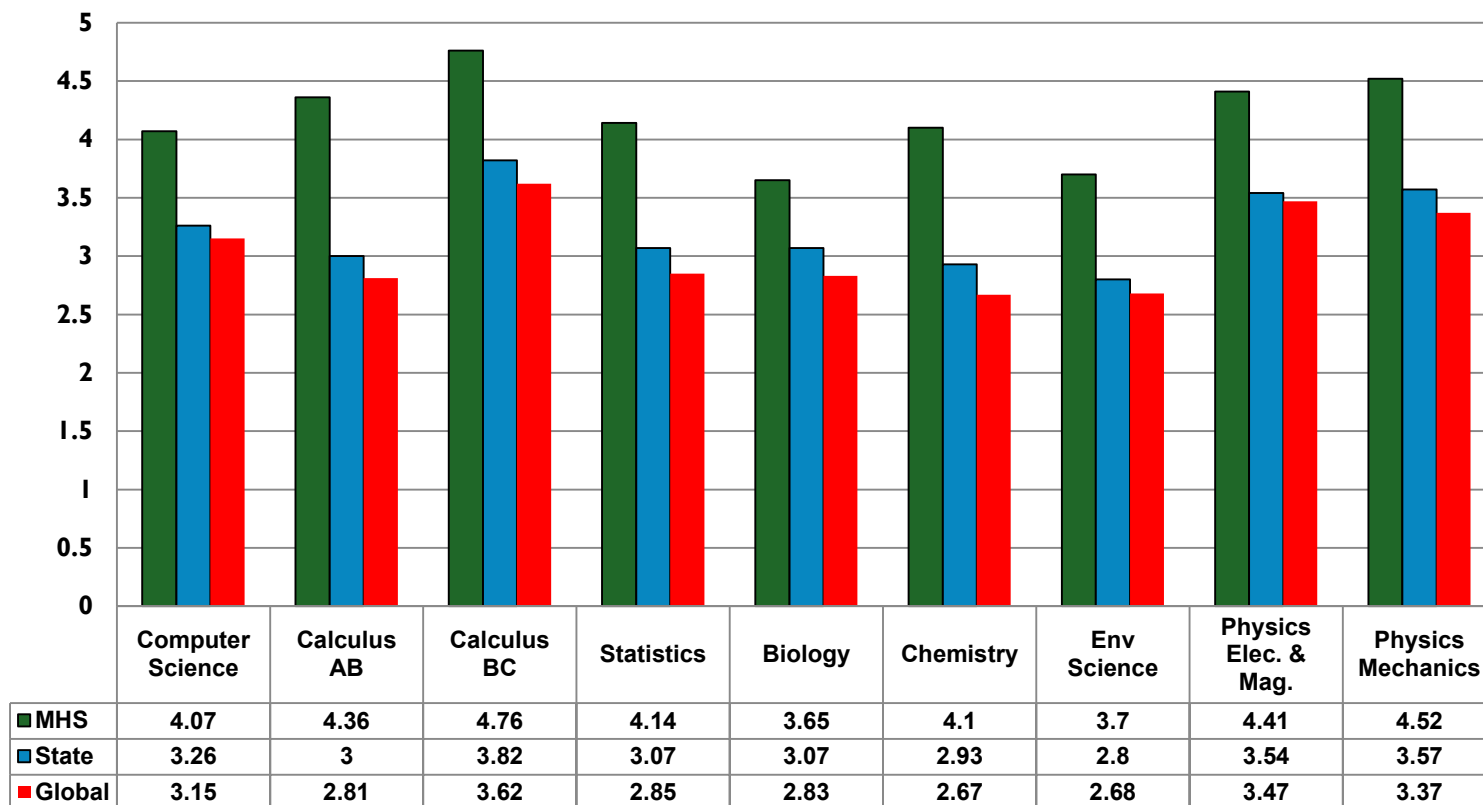
English Language and Composition
English Literature and Composition
Art History
US Government and Politics
US History
Economics
French
German
Spanish
Computer Science

Calculus AB
Calculus BC
Statistics
Biology
Chemistry
Environmental Science
Physics C
Art Studio
Photography

2021 Advanced Placement Mean Scores



2021 Advanced Placement Mean Scores



2020-2021





SAT

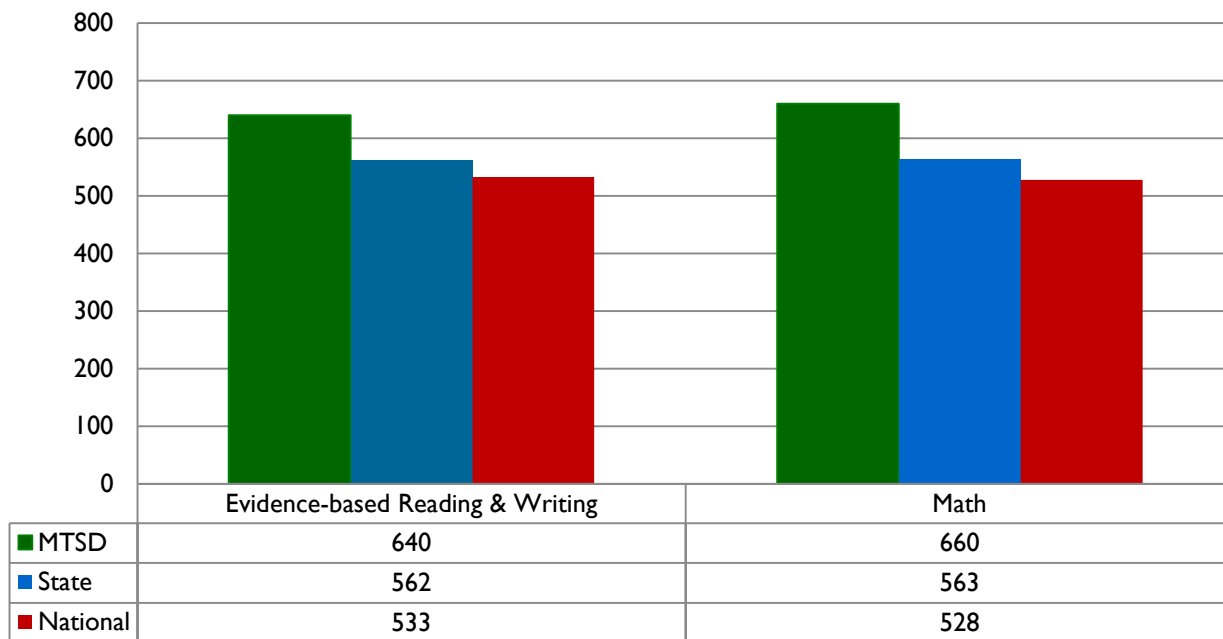
The **SAT** tests reasoning and verbal abilities and is designed to assess students' academic readiness for college.

Math- 800

Evidence-based Reading & Writing- 800

Writing- Essay portion has been eliminated

Class of 2021 Mean SAT Scores



2020-2021

ACT[®]



ACT

The **ACT** is an achievement test, measuring what a student has learned in school.

Composite Score- 36

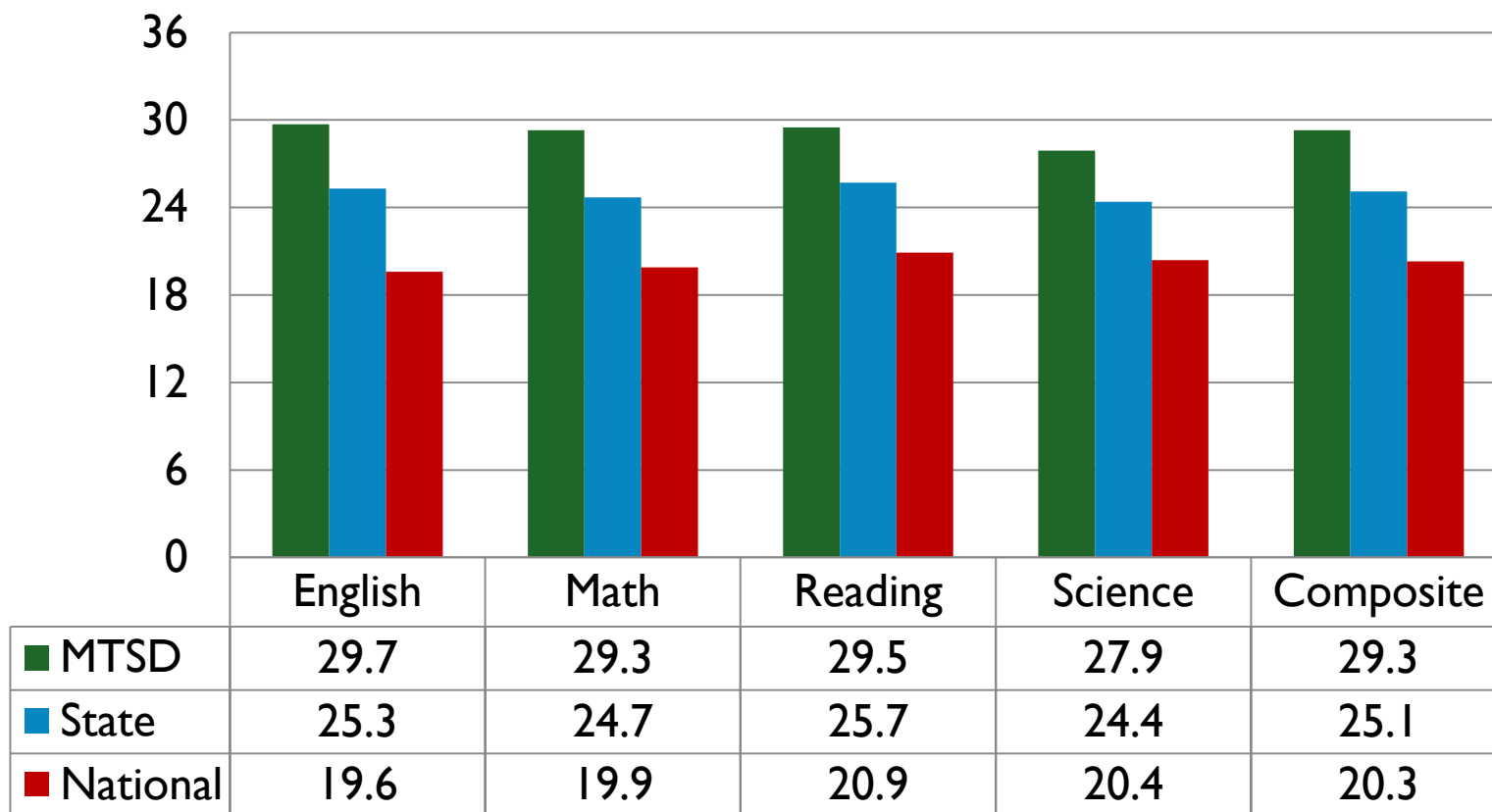
English

Math

Reading

Science

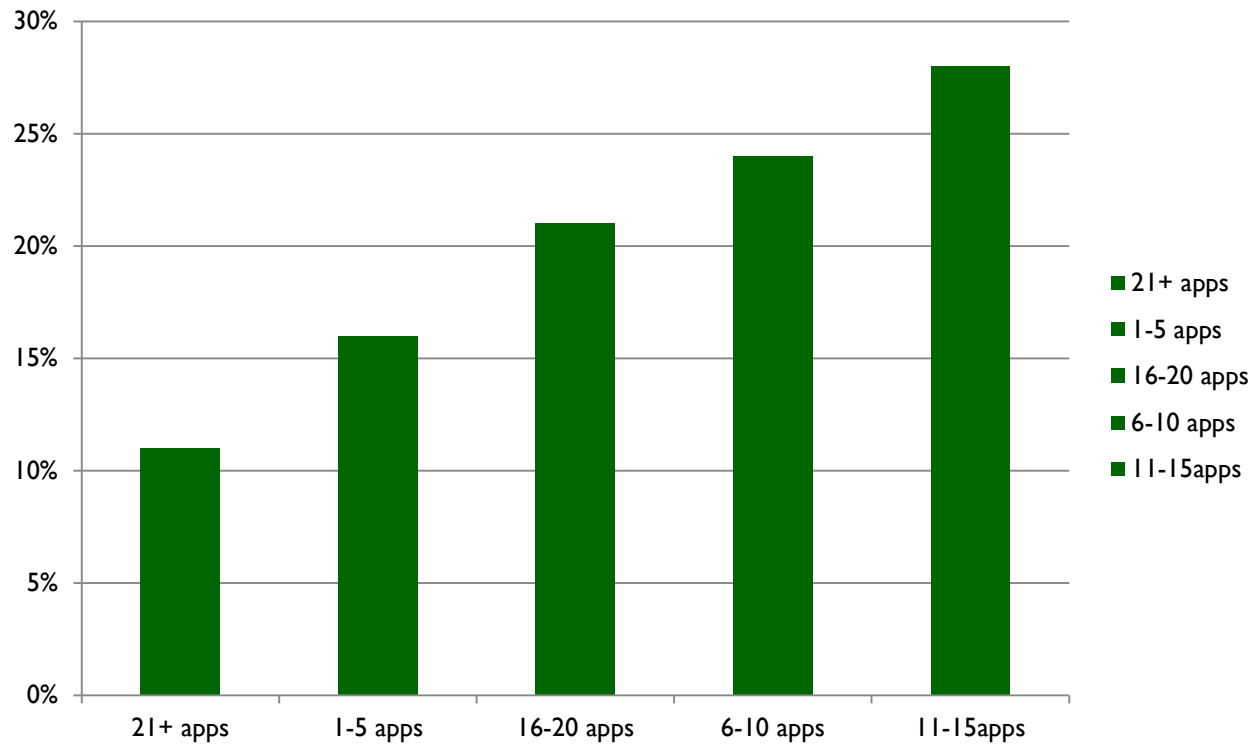
Class of 2021 Mean ACT Scores



National Merit Scholars

	2021	2020	2019	2018	2017
Finalist	20	21	11	11	17
Semifinalist	0	0	0	0	1
Commended	49	46	70	62	41

College Applications per Student 2021



Data from *Naviance*

Counselors

- Counselors provide data to students to assist them with their decisions. It is indicative by the number of applications that they are supportive of any and all colleges that students can see themselves attend.
- Counselors are available to assist all students in the college process, both general and special education.

College Applications-top 10 in 2021

College	Net Apply	Accept	%	Attend
Rutgers	260	179	68.8%%	75
Northeastern	129	41	31.8%	15
Penn State	111	67	60.4%	6
Boston U.	104	29	27.9%%	2
NYU	102	10	9.8%%	4
Univ. of Michigan	95	8	8.4%	4
Univ. of Maryland	91	35	38.5%	6
TCNJ	80	32	40%	5
Drexel	76	58	76.3%	7
Univ. of Pittsburgh	76	39	51.3%	8

Data from Naviance

Top 10 College Apps 2017-2021

College	Apply	Accept	%	Attend
Rutgers	1172	880	75.1%	325
Northeastern	481	190	39.5%	54
Penn State	416	277	66.6%	40
U. of Michigan	397	58	14.6%	22
TCNJ	394	191	48.5%	41
Boston U.	371	107	28.8%	14
NYU	369	85	23%	38
U. of Maryland	328	159	48.5%	21
Drexel	323	249	77.1%	32
Cornell	278	24	8.6%	14

Data from *Naviance*



College Visits to MHS

College visits remained virtual this year.



Counselor Visits to Colleges

Counselors have visited many colleges over the last few years, including at least 26 of the top 30 schools to which MHS students apply.

Counselors will continue to visit colleges with unique programs or offerings to better inform our families.

Top 10 College Information Sessions Students Attended at MHS

2020	2019	2018	2017	2016
U. Michigan	U. Michigan	U. Cal, Berkeley	U. Michigan	NYU
Rutgers	Rutgers	Dartmouth	Rutgers	U. Michigan
Johns Hopkins	NYU	UPenn	Penn State	Rutgers
Carnegie Mellon	Johns Hopkins	Yale	Northeastern	Carnegie Mellon
U.Cal. Berkeley	U. Cal. Berkeley	Boston U.,	NYU	UPenn
USC	UCLA	Carnegie Mellon	U. Cal, Berkeley	Penn State
Georgetown	Boston U.	Emory	Columbia	TCNJ
Syracuse	Georgia Tech	U. of Illinois	UPenn	Villanova
Northwestern	UPenn	U. Michigan	Boston U.	U. of Illinois
UPenn	U. Pittsburgh	Rutgers	Villanova	U. Pittsburgh

Data from *Naviance*

POG

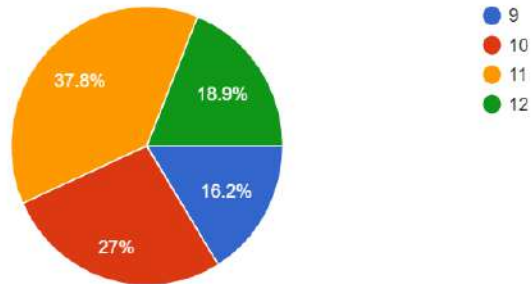
- Portrait of a Graduate Survey
- Sent out to all MHS parents/guardians and students at the end of February
 - 36 parents responded
 - 20 students responded

Responses by grade:

Parents

What is your child's grade level? (if you have more than one child at MHS, please answer with the highest grade level of your children)

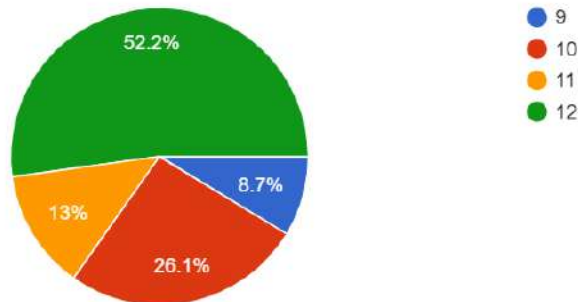
37 responses



Students

What is your grade level?

23 responses



Importance—where to apply?

- Parents

1. : Top dept in field
2. Rank/reputation
3. Best value
4. Geographic location
5. Diversity
6. Students similar
7. Test optional
8. Supports available
9. Not attending

- Students

1. Top dept in field
2. Rank/reputation
3. Geographic location
4. Best value
5. Diversity
6. Students similar
7. Test optional
8. Supports available
9. Not attending

Importance—where to attend?

- Parents

1. Best fit
2. Reputation of dept
3. Rank
4. Distance from home
5. Financial Aid
6. Diversity
7. Similar students
8. Supports available
9. Not attending

- Students

1. Best fit
2. Reputation of dept
3. Rank
4. Financial Aid
5. Diversity
6. Similar students
7. Distance from home
8. Supports available
9. Not attending

Who is responsible for making the decision where to attend?

- Parents:
 - 65% joint decision between parent/guardian & student
 - 30% student
 - 5% parent/guardian
- Students
 - 65% joint decision between parent/guardian & student
 - 22% student
 - 13% parent/guardian

Most important information in making decision

- Parents

1. : Beyond transcript?
2. Financial aid/scholarships
3. What admissions looks for
4. Application timelines
5. Importance of teacher/counselor recs
6. College visits
7. How to know where to apply
8. How to complete appl

- Students:

1. What admissions looks for
2. Financial aid/scholarships
3. Timelines
4. Beyond transcript?
5. Importance of teacher/counselor recs
6. How to know where to apply
7. How to complete appl
8. College visits

Additional Information

- Requested by parents from survey:
 - Athletics: [NCAA](#)
 - Teaching parents more about applications and Naviance: Parent presentations for juniors (January) and seniors (September) posted on [MHS Counseling website](#). When in person, Naviance clinic has been offered at back to school nights
 - Class choices: [Program of Studies](#)
 - How to find best fit: meet with counselor to discuss what is most important to student/family

Add'l Information (cont'd)

- College essays:
 - Senior English classes in the fall (personal narrative) at every level infused into curriculum
 - S.O.A.R. program: College Essay Workshop offered every summer
 - Junior English classes introduced at the end of the year

Add'l Information (cont'd)

- How to get a good recommendation letter: get to know teachers, especially in areas of interest, and counselors.
- What else is beneficial to include in application: “The Admissions Game” presentation in October (posted on [MHS counseling website](#)) and counselor
- Colleges in performing arts field: performing arts teachers and counselors
- Financial aid information: November presentation every year and Financial Aid Comparison Worksheet—posted on [MHS counseling website](#). [FAFSA Website](#). [CSS Profile](#).

Add'l Information (cont'd)

- Transferring, gap year, path after college:
 - [Gap Year information](#) on the MHS Counseling website
 - Path after college: Beginning with Career Exploration classes, MHS will be inviting people from a variety of career fields to speak with students in related classes.
 - Transferring between colleges would be a college-level discussion. Students would request [high school transcripts](#) from MHS.

Additional Information

- Requested by students from survey:
 - Packet/handbook for application process: Class pages and Google classroom on [MHS Counseling website](#).
 - Be told earlier than senior year about process: Every January of junior year in History classes. Also, hold MHS Alumni Panel in January.
 - Financial Aid/Scholarships: [MHS Counseling website](#) and in Naviance.

Add'l Information (cont'd)

- Importance of activities and courses: October presentation “The Admissions Game” and counselor
- Interview process: In years past partnered with parents and local businesses to conduct interview clinic for juniors and seniors. Hope to revive this opportunity.
- Possible to include intended majors in Naviance scattergrams?

Additional Resources

- [Quarterly newsletters](#)
- Additional presentations: Sophomore presentation “What’s Coming Down the Road”
- Test Optional Information: fairtest.org

Article: [More Than 1,815+ Schools Do Not Require ACT/SAT Scores From Current High School Seniors Applying For Fall 2022](#)

What Are Our Graduates Doing?

Employed at: New Balance, Apple, Boston Celtics, Unqork, Bessemer Trust, Amazon, Goldman Sachs, Morgan Stanley, Pepsi, L3Harris Technologies, Drift, Trinity Counseling Service, DuVine, L'Oreal, Columbia University, Otter Products, MTSD, 6 News in Texas, MLBTv, The Hallmark Channel, [Blue Bears Restaurant](#)

Unmanned Aerial Systems Operator at US Army

Intern: Scranton Chamber of Commerce, U.S. Govt. Accountability Office, PharmaLex, Tesla, Lockheed Martin

Owner: Fairgrown Farm