



Brookline High School

BHS Survey
Spring 2017



Report created by
Panorama Education

Summary

Topic Description	Results	Comparison
Communications	61%	61% Brookline Public Schools
District Climate	57%	57% Brookline Public Schools
Family Engagement	28% ▲1 since last survey	28% Brookline Public Schools
School Climate	69% ▲5 since last survey	69% Brookline Public Schools
School Fit	64% ▲2 since last survey	64% Brookline Public Schools
School Leadership	70% ▲13 since last survey	70% Brookline Public Schools
School Safety	54%	54% Brookline Public Schools

714 responses

Communications

Your average

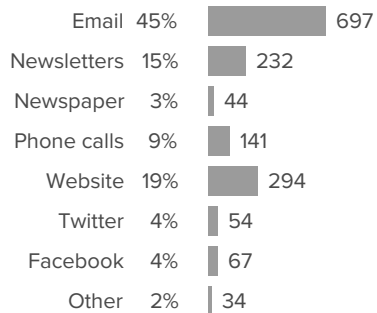
61%

714 responses

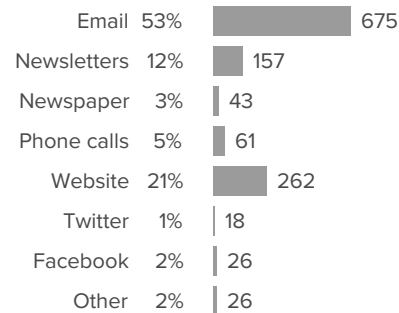
District average: **61%** Brookline Public Schools

How did people respond?

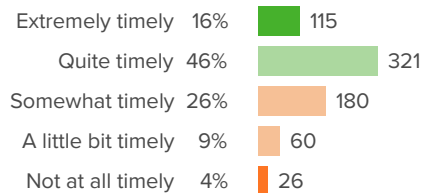
Q.1: What would be the best way for the school/district to stay in communication with you? (check all that apply)



Q.2: Of the following, which source do you use the most to get information about the school/district? (check all that apply)



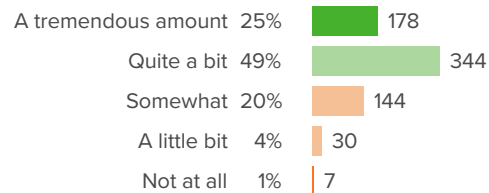
Q.3: How timely is the feedback that teachers provide to students about their performance and grades?



▲ 7 from last survey

Favorable: **62%**

Q.4: To what extent does your child know how s/he is doing in a class before s/he receives a report card?

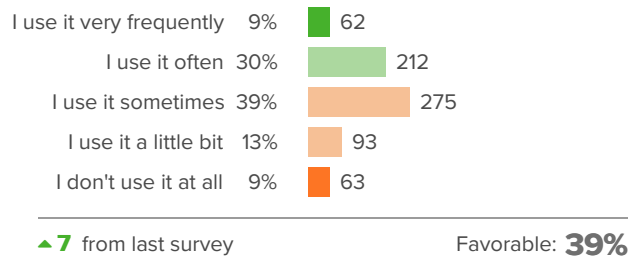


▲ 4 from last survey

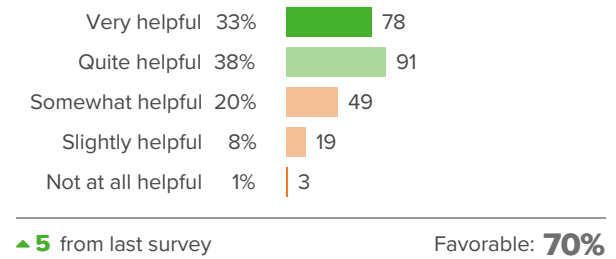
Favorable: **74%**



Q.5: To what extent do you use the Parent Portal to access information about your child's academic progress?



Q.6: For parents of current 9th graders only: How helpful were BHS' orientation procedures for new 9th grade students and families?



District Climate

Your average

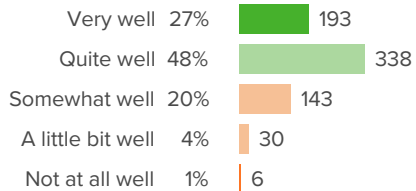
57%

714 responses

District average: **57%** Brookline Public Schools

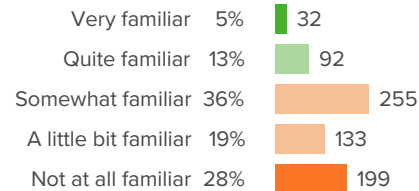
How did people respond?

Q.1: How well do district leaders communicate important information to parents/guardians?



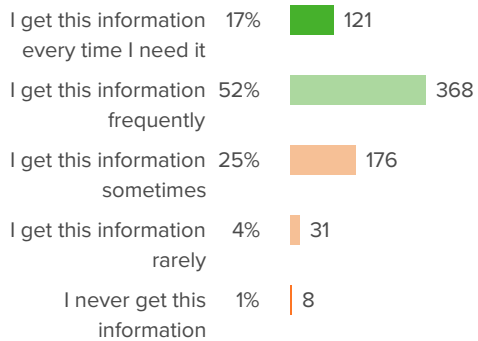
Favorable: **75%**

Q.2: How familiar are you with the Public School of Brookline's four district-wide goals?



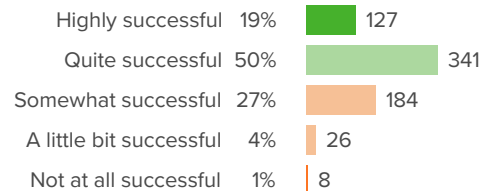
Favorable: **17%**

Q.3: How consistently are you able to get information about district events or news when you need it?



Favorable: **69%**

Q.4: How successful are district leaders in supporting schools to provide high quality education to students?



Favorable: **68%**

Family Engagement

Your average

28%

714 responses

Change

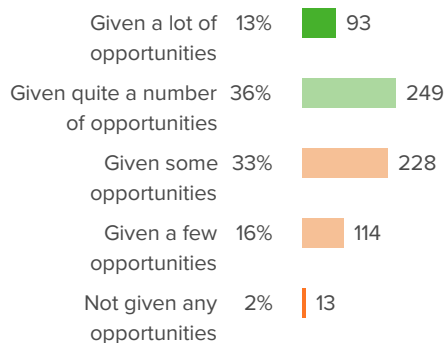
▲ 1

since last survey

District average: **28%** Brookline Public Schools

How did people respond?

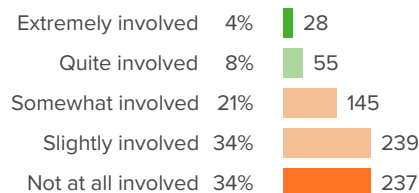
Q.1: To what extent are parents/guardians given opportunities to be meaningfully involved at BHS?



▲ 0 from last survey

Favorable: **49%**

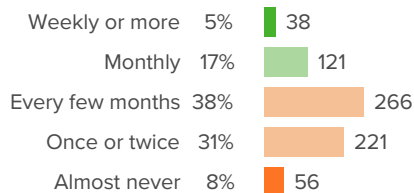
Q.2: How involved have you been with parent groups at BHS?



▲ 2 from last survey

Favorable: **12%**

Q.3: In the past year, how often have you attended performances, events, and/or activities at BHS?



▲ 1 from last survey

Favorable: **23%**

School Climate

Your average

69%

714 responses

Change

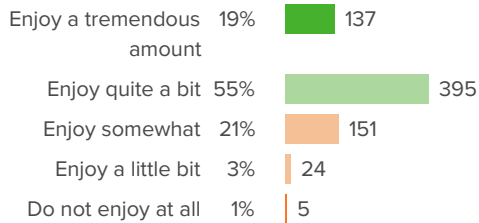
▲ 5

since last survey

District average: **69%** Brookline Public Schools

How did people respond?

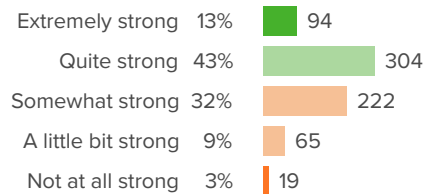
Q.1: To what extent do you think that students enjoy going to BHS?



▲ 3 from last survey

Favorable: **75%**

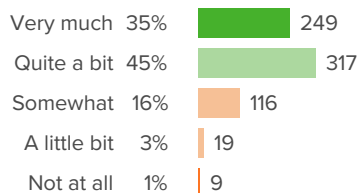
Q.2: How strong is BHS' sense of community?



▲ 6 from last survey

Favorable: **57%**

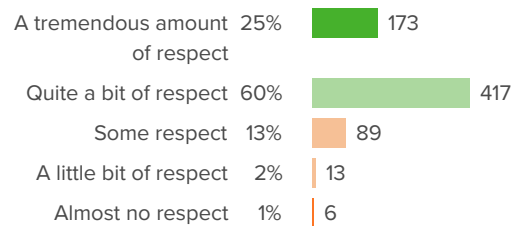
Q.3: To what extent is your child engaged in appropriately challenging levels of academics at BHS?



▲ 1 from last survey

Favorable: **80%**

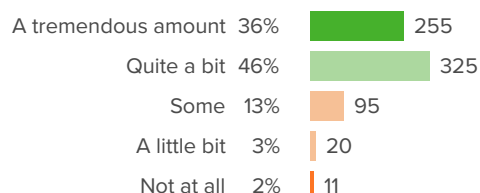
Q.4: How respectful are the relationships between staff and students at BHS?



▲ 7 from last survey

Favorable: **85%**

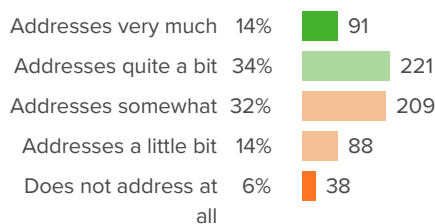
Q.5: How much does BHS value the diversity of students' backgrounds?



▲ 8 from last survey

Favorable: **82%**

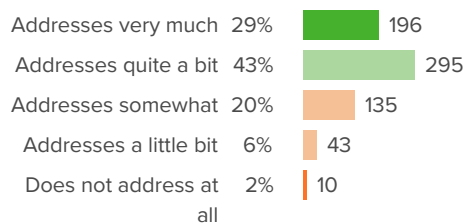
Q.6: To what extent does BHS address matters related to students' socioeconomic status?



▲ 8 from last survey

Favorable: **48%**

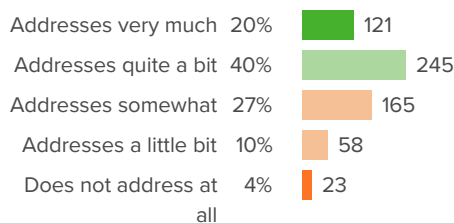
Q.7: To what extent does BHS address matters related to students' race/ethnicity?



▲ 10 from last survey

Favorable: **72%**

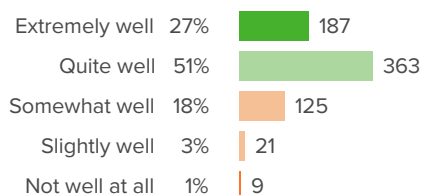
Q.8: To what extent does BHS address matters related to students' disabilities?



▲ 6 from last survey

Favorable: **60%**

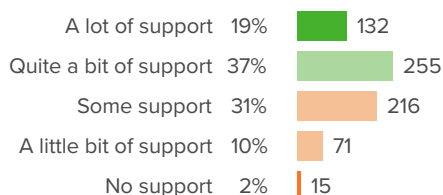
Q.9: How well do teachers and administrators at BHS create a school environment that helps students learn?



▲ 6 from last survey

Favorable: **78%**

Q.10: When struggling with academics at school, to what extent does your child receive the support needed to be successful?

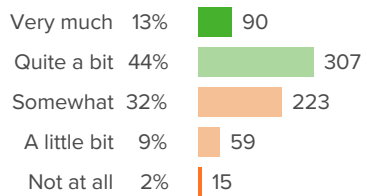


▲ 1 from last survey

Favorable: **56%**



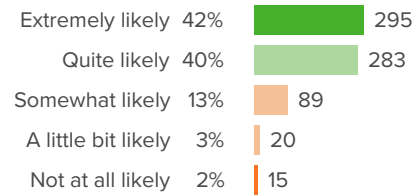
Q.11: How well does homework at BHS support learning in the classroom?



▲ 4 from last survey

Favorable: **57%**

Q.12: If a friend were looking for a school to send their children to, how likely would you be to recommend BHS to them?



▲ 5 from last survey

Favorable: **82%**

School Fit

Your average

64%

714 responses

Change

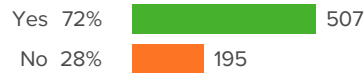
▲ 2

since last survey

District average: **64%** Brookline Public Schools

How did people respond?

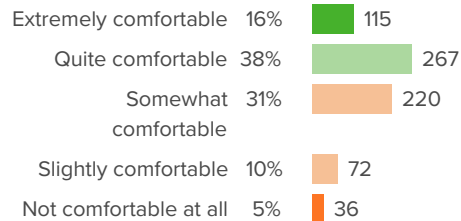
Q.1: Does your child have a close relationship with at least one adult at BHS?



▼ 2 from last survey

Favorable: **72%**

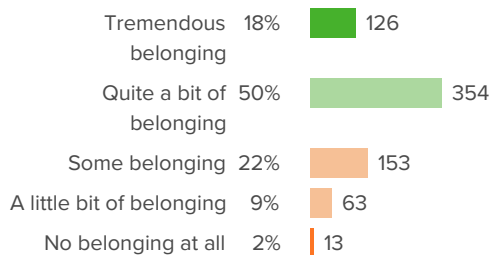
Q.2: How comfortable is your child in asking for help from adults at BHS?



▲ 2 from last survey

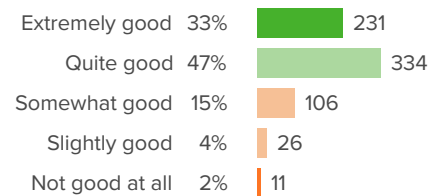
Favorable: **54%**

Q.3: To what extent does your child feel a sense of belonging at BHS?



Favorable: **68%**

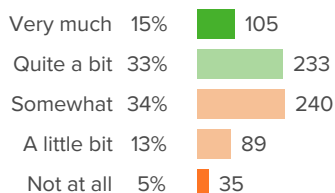
Q.4: Given your child's cultural background, how good a fit is BHS?



▲ 2 from last survey

Favorable: **80%**

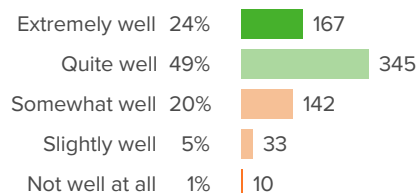
Q.5: To what extent have teachers at BHS helped your child to develop effective work and study habits?



▲ 1 from last survey

Favorable: **48%**

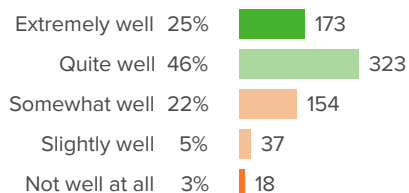
Q.6: How well do you feel BHS is preparing your child for the next academic year?



▲ 2 from last survey

Favorable: **73%**

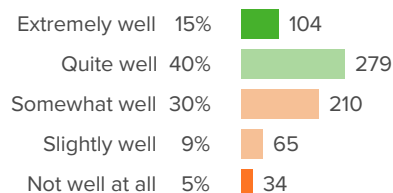
Q.7: How well do you feel BHS is preparing your child for college?



▲ 2 from last survey

Favorable: **70%**

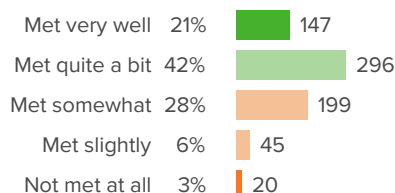
Q.8: How well do you feel BHS is preparing your child for a future career?



▲ 5 from last survey

Favorable: **55%**

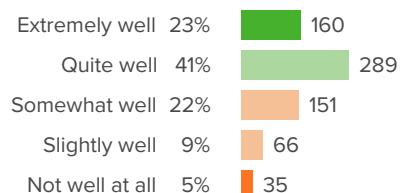
Q.9: To what extent are your child's individual learning needs met at BHS?



▲ 1 from last survey

Favorable: **63%**

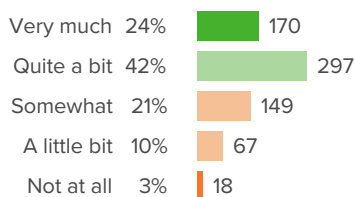
Q.10: How well do the extracurricular activities offered at BHS match your child's interests?



▲ 2 from last survey

Favorable: **64%**

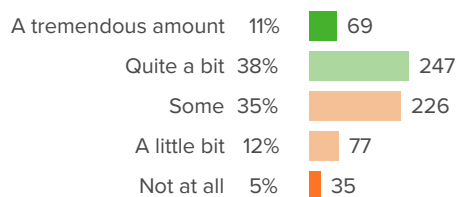
Q.11: To what extent does your child have sufficient opportunities to engage in extracurricular activities at BHS?



▲ 3 from last survey

Favorable: **67%**

Q.12: To what extent is your child given ample opportunities to explore college and career options at BHS?

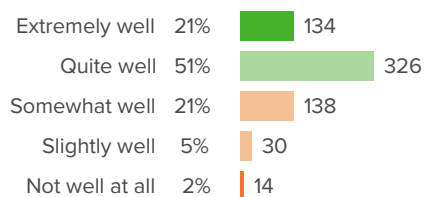


▲ 0 from last survey

Favorable: **48%**



Q.13: How well does the overall approach to discipline at BHS work for your child?



▲ 4 from last survey

Favorable: **72%**

School Leadership

Your average

70%

714 responses

Change

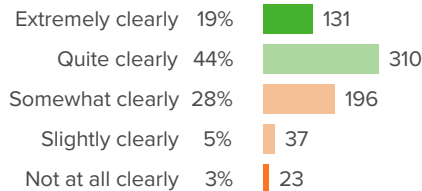
▲ 13

since last survey

District average: **70%** Brookline Public Schools

How did people respond?

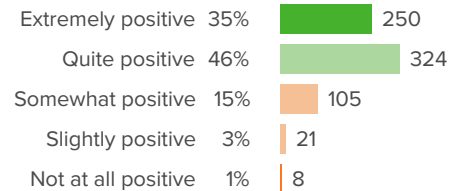
Q.1: How clearly do BHS' leaders identify their goals for the school?



▲ 12 from last survey

Favorable: **63%**

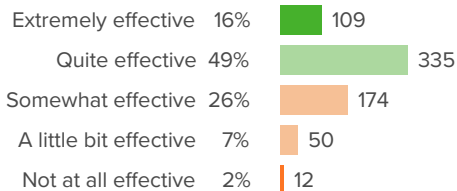
Q.2: How positive is the tone that school leaders set for the culture of BHS?



▲ 17 from last survey

Favorable: **81%**

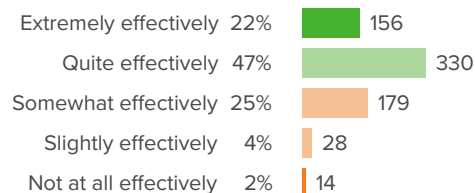
Q.3: How effective is BHS's leadership in promoting the learning and growth of all students?



▲ 14 from last survey

Favorable: **65%**

Q.4: How effectively do BHS school leaders communicate important information to parents/guardians?



▲ 9 from last survey

Favorable: **69%**

School Safety

Your average

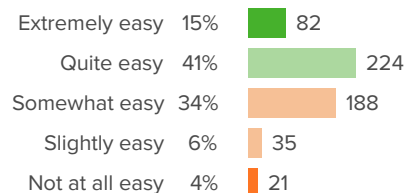
54%

714 responses

District average: **54%** Brookline Public Schools

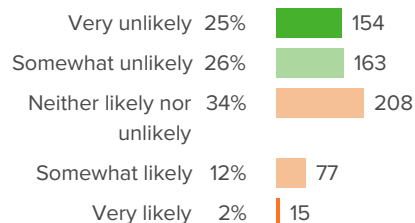
How did people respond?

Q.1: If a student is bullied at BHS, how easy is it for him/her to get help from an adult?



Favorable: **56%**

Q.2: How likely is it that someone from BHS will bully your child online?







▼ **22** from last survey

Favorable: **51%**

Other questions

How did people respond? _____

Q.1: Please select the grade level(s) that your child(ren) is/are in at BHS this year.

9	27%		216
10	25%		198
11	24%		191
12	24%		187
SP	0%		3