



Facilities Conditions Assessment – Preliminary Findings
School Committee Presentation

June 7, 2023



Project Leaders



Assessment Process Overview

› Analysis of Existing Conditions of Ten BPS Buildings

- › 9 Schools and the Facilities Building
- › Buildings total 1,062,600 gross square feet

› Project Identification Process

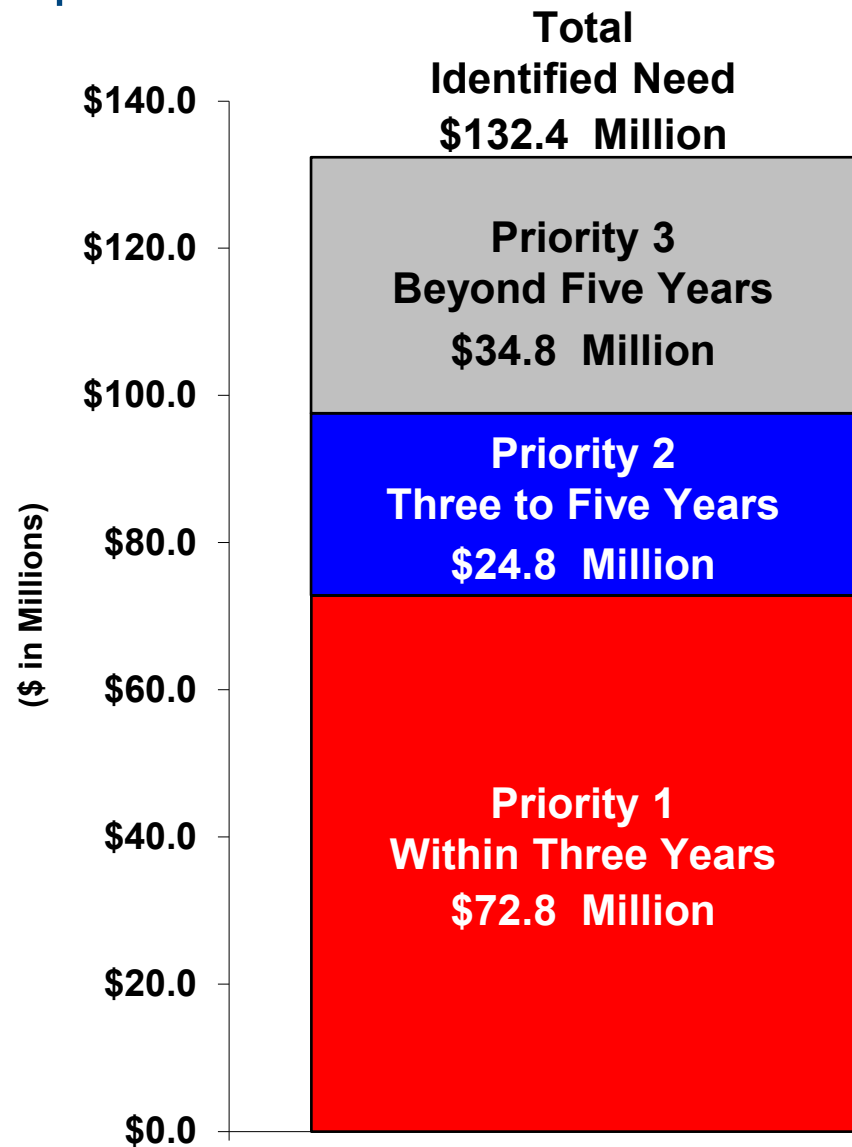
- › Inspections occurred in Summer and Fall of 2022
- › Disciplines included architectural, HVAC, electrical, plumbing, site, and code
- › Focused on deferred maintenance capital needs

› Identification of More Than 1,000 Individual Projects





Summary of Identified Need



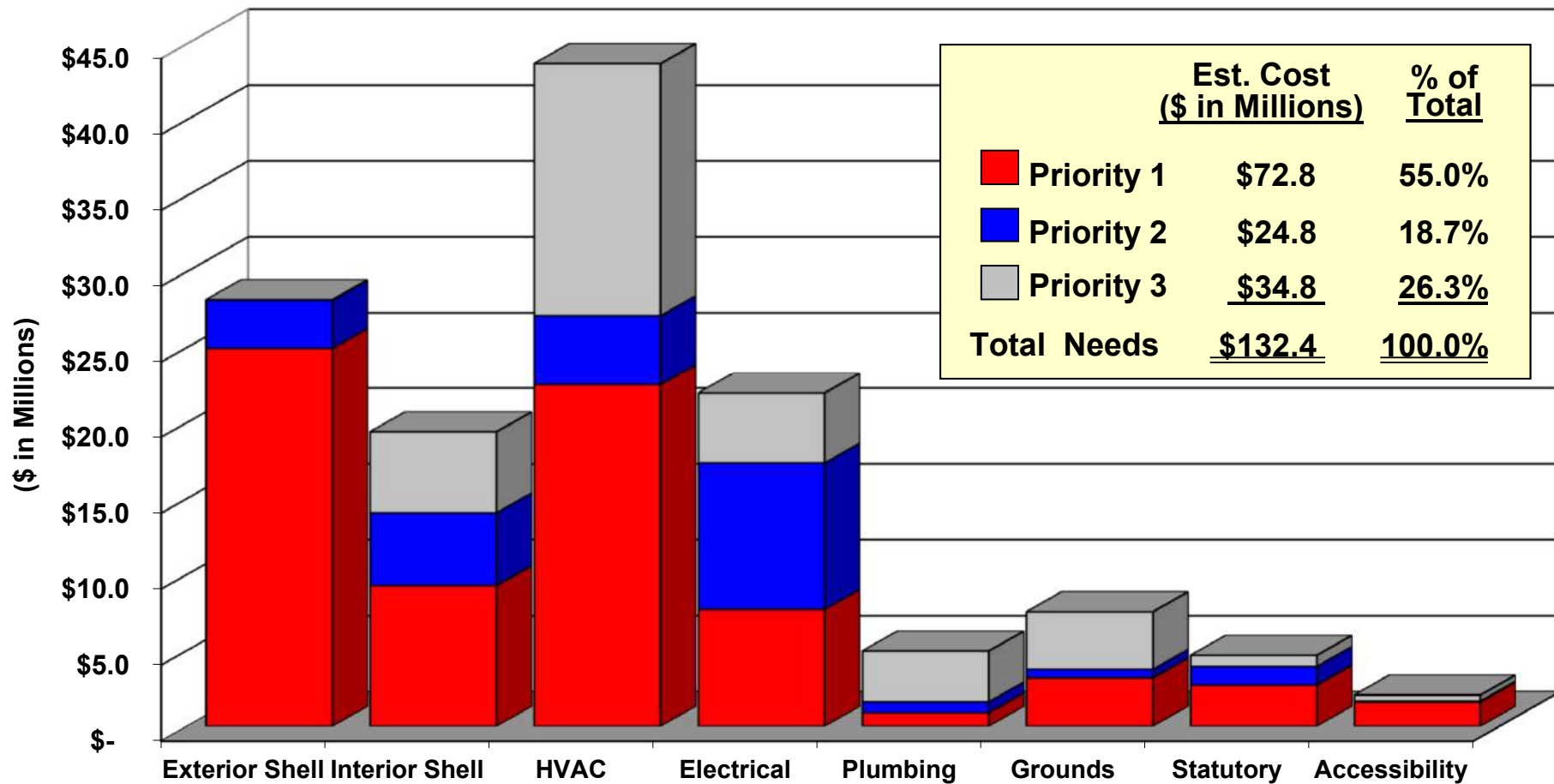
Priority 3 - Deferrable - Projects recognized for the impending nature of their existence. However, at this time, these issues can be deferred until a later date.

Priority 2 - Important - Conditions require appropriate attention to preclude predictable deterioration or potential downtime and the associated damage or higher costs if deferred further.

Priority 1 - High Priority - Projects address issues of asset protection, quality of space, physical environments or regulatory concerns.



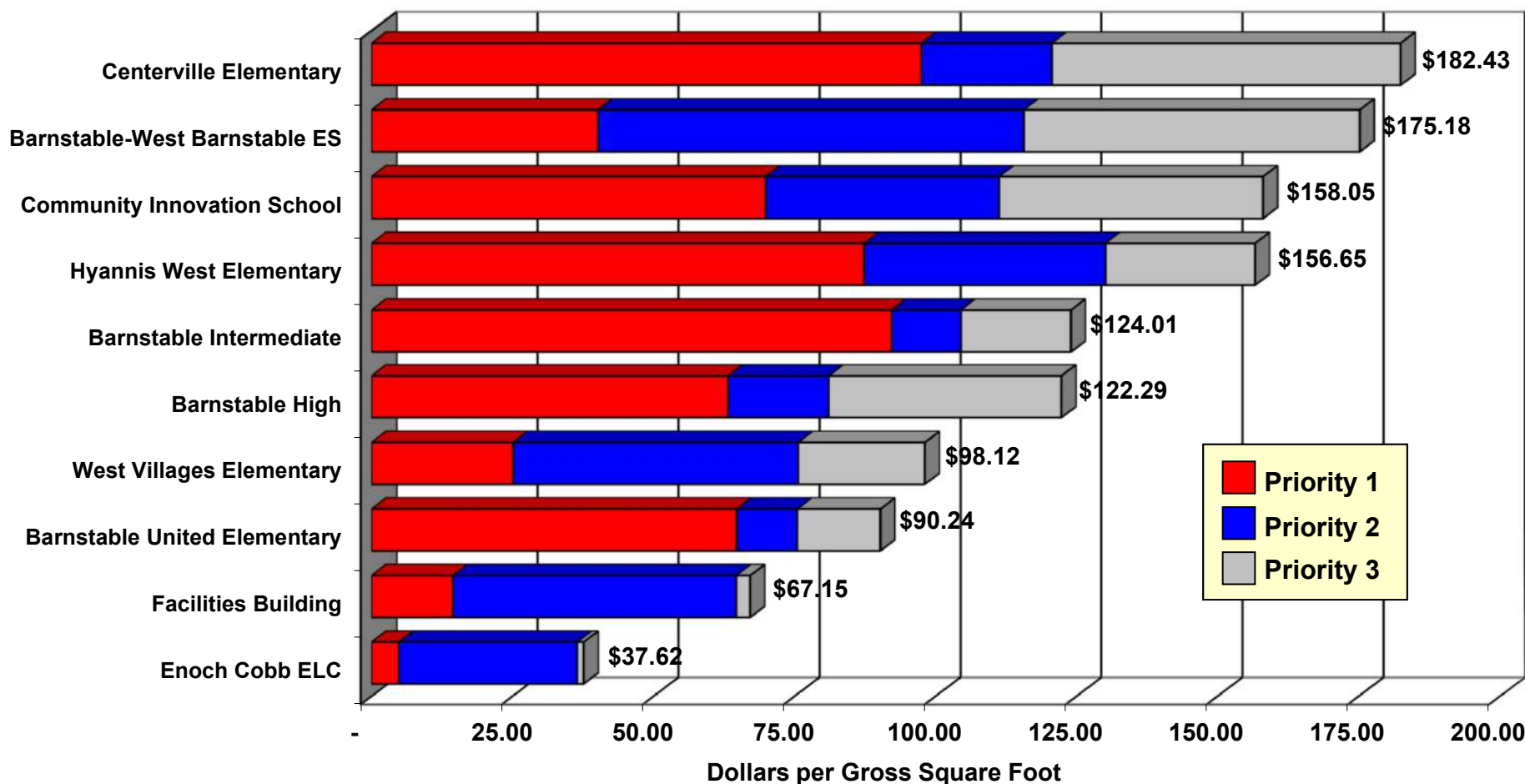
Identified Needs Profile by Major Maintenance System



	Exterior Shell	Interior Shell	HVAC	Electrical	Plumbing	Grounds	Statutory	Accessibility
Priority 1	\$24.9	\$9.3	\$22.5	\$7.7	\$0.9	\$3.2	\$2.7	\$1.6
Total Need	\$28.1	\$19.4	\$43.7	\$21.9	\$5.0	\$7.5	\$4.7	\$2.1
% of Total	21.3%	14.6%	33.0%	16.6%	3.7%	5.7%	3.5%	1.6%



Identified Needs Profile by Building – Cost per GSF





Summary of Projects by Building and System



**Barnstable Public Schools
Facilities Conditions Assessment
Summary of Projects by Building and System**

Building	GSF	Maintenance System \$(000)								Grand Total	\$/GSF
		Exterior Shell	Interior Shell	HVAC	Electrical	Plumbing	Grounds	Statutory	Accessibility		
Barnstable High	420,940	\$15,154.5	\$7,333.3	\$13,874.5	\$8,501.1	\$2,566.2	\$3,307.6	\$609.7	\$131.8	\$ 51,478.7	\$122.29
Barnstable Intermediate	198,805	\$5,017.8	\$3,040.5	\$10,596.1	\$2,859.3	\$922.4	\$1,223.3	\$971.7	\$22.2	\$ 24,653.4	\$124.01
Barnstable United Elementary	146,430	\$273.0	\$4,426.7	\$4,249.7	\$2,484.0	\$268.3	\$1,040.7	\$432.3	\$38.5	\$ 13,213.2	\$90.24
Barnstable-West Barnstable ES	37,892	\$781.5	\$955.1	\$2,201.2	\$1,560.9	\$301.9	\$200.2	\$565.6	\$71.7	\$ 6,638.1	\$175.18
Centerville Elementary	54,510	\$3,148.1	\$582.1	\$2,660.1	\$1,403.0	\$304.3	\$179.1	\$1,022.6	\$644.8	\$ 9,944.2	\$182.43
Community Innovation School	54,890	\$944.0	\$789.5	\$2,967.3	\$1,756.6	\$309.3	\$278.1	\$615.4	\$1,015.0	\$ 8,675.2	\$158.05
Enoch Cobb ELC	8,640	\$195.0	\$98.5		\$4.1	\$27.5				\$ 325.1	\$37.62
Facilities Building	9,000	\$55.2	\$19.9	\$136.6	\$104.6	\$12.0	\$70.6	\$194.8	\$10.7	\$ 604.3	\$67.15
Hyannis West Elementary	67,522	\$1,176.9	\$1,183.6	\$4,993.4	\$2,297.5	\$111.0	\$680.8	\$59.6	\$74.8	\$ 10,577.5	\$156.65
West Villages Elementary	63,953	\$1,391.4	\$954.7	\$2,012.8	\$976.2	\$133.9	\$556.7	\$199.5	\$50.1	\$ 6,275.3	\$98.12
Grand Total		\$28,137.4	\$19,384.0	\$43,691.6	\$21,947.3	\$4,956.7	\$7,537.0	\$4,671.3	\$2,059.5	\$ 132,384.9	\$124.59

**Barnstable Public Schools
Facilities Conditions Assessment
Summary of Priority 1 Projects by Building and System**

Building	GSF	Maintenance System \$(000)								Grand Total	\$/GSF
		Exterior Shell	Interior Shell	HVAC	Electrical	Plumbing	Grounds	Statutory	Accessibility		
Barnstable High	420,940	\$14,902.1	\$3,309.0	\$3,369.9	\$3,313.9	\$505.2	\$747.6	\$351.7	\$131.8	\$ 26,631.1	\$63.27
Barnstable Intermediate	198,805	\$4,847.4	\$1,293.9	\$10,596.1	\$1,040.6	\$0.4	\$296.5	\$242.2	\$22.2	\$ 18,339.3	\$92.25
Barnstable United Elementary	146,430	\$207.1	\$2,441.0	\$4,184.0	\$1,245.3	\$3.2	\$936.7	\$432.3	\$38.5	\$ 9,488.0	\$64.80
Barnstable-West Barnstable ES	37,892	\$586.5	\$266.3	\$99.0	\$380.7	\$35.0	\$90.7	\$10.7	\$53.3	\$ 1,522.2	\$40.17
Centerville Elementary	54,510	\$3,118.6	\$306.6	\$87.0	\$516.6	\$162.0	\$69.1	\$801.1	\$254.8	\$ 5,315.8	\$97.52
Community Innovation School	54,890	\$944.0	\$339.5	\$452.2	\$370.0	\$61.2	\$73.1	\$612.4	\$985.0	\$ 3,837.4	\$69.91
Enoch Cobb ELC	8,640		\$20.0		\$2.1	\$20.0				\$ 42.1	\$4.87
Facilities Building	9,000	\$23.3	\$18.3	\$8.4	\$22.2	\$10.0	\$20.0	\$17.2	\$10.7	\$ 130.1	\$14.46
Hyannis West Elementary	67,522	\$168.6	\$436.5	\$3,618.2	\$794.5	\$76.5	\$680.8	\$50.6	\$74.8	\$ 5,900.5	\$87.39
West Villages Elementary	63,953	\$135.9	\$832.0	\$95.0	\$17.8	\$22.0	\$275.9	\$199.5	\$32.1	\$ 1,610.2	\$25.18
Grand Total		\$24,933.5	\$9,263.2	\$22,509.9	\$7,703.6	\$895.5	\$3,190.2	\$2,717.8	\$1,603.1	\$ 72,816.8	\$68.53

**Barnstable Public Schools
Facilities Conditions Assessment
Summary of Priority 2 Projects by Building and System**

Building	GSF	Maintenance System \$(000)								Grand Total	\$/GSF
		Exterior Shell	Interior Shell	HVAC	Electrical	Plumbing	Grounds	Statutory	Accessibility		
Barnstable High	420,940	\$252.4	\$879.5	\$798.7	\$5,090.2	\$208.9	\$25.0	\$258.0		\$ 7,512.7	\$17.85
Barnstable Intermediate	198,805	\$170.4	\$737.8		\$1,322.0	\$130.0	\$78.0	\$2.5		\$ 2,440.7	\$12.28
Barnstable United Elementary	146,430	\$65.9	\$905.7	\$65.7	\$430.5	\$1.5	\$104.0			\$ 1,573.3	\$10.74
Barnstable-West Barnstable ES	37,892	\$195.0	\$688.8	\$1,285.7	\$23.7	\$85.0	\$9.5	\$554.9	\$18.4	\$ 2,861.0	\$75.50
Centerville Elementary	54,510	\$29.5	\$194.5	\$766.1	\$34.1	\$6.0	\$10.0	\$221.5		\$ 1,261.7	\$23.15
Community Innovation School	54,890		\$450.0	\$374.3	\$1,165.0	\$248.1	\$5.0		\$30.0	\$ 2,272.4	\$41.40
Enoch Cobb ELC	8,640	\$195.0	\$78.5							\$ 273.5	\$31.66
Facilities Building	9,000	\$11.9	\$1.7	\$128.1	\$80.4	\$2.0	\$50.6	\$177.6		\$ 452.2	\$50.25
Hyannis West Elementary	67,522	\$1,008.3	\$733.0	\$58.5	\$1,053.3	\$25.5		\$9.0		\$ 2,887.7	\$42.77
West Villages Elementary	63,953	\$1,255.5	\$122.8	\$1,103.2	\$434.7	\$16.0	\$280.8		\$18.0	\$ 3,231.0	\$50.52
Grand Total		\$3,183.9	\$4,792.3	\$4,580.3	\$9,634.0	\$722.9	\$562.9	\$1,223.5	\$66.4	\$ 24,766.2	\$23.31

**Barnstable Public Schools
Facilities Conditions Assessment
Summary of Priority 3 Projects by Building and System**

Building	GSF	Maintenance System \$(000)								Grand Total	\$/GSF
		Exterior Shell	Interior Shell	HVAC	Electrical	Plumbing	Grounds	Statutory	Accessibility		
Barnstable High	420,940		\$3,144.8	\$9,705.9	\$97.0	\$1,852.1	\$2,535.0			\$ 17,334.8	\$41.18
Barnstable Intermediate	198,805		\$1,008.8		\$496.8	\$792.0	\$848.9	\$727.0		\$ 3,873.4	\$19.48
Barnstable United Elementary	146,430		\$1,080.0		\$808.3	\$263.6				\$ 2,151.9	\$14.70
Barnstable-West Barnstable ES	37,892			\$816.5	\$1,156.6	\$181.9	\$100.0			\$ 2,254.9	\$59.51
Centerville Elementary	54,510		\$81.0	\$1,807.0	\$852.4	\$136.3	\$100.0		\$390.0	\$ 3,366.6	\$61.76
Community Innovation School	54,890			\$2,140.7	\$221.6		\$200.0	\$3.0		\$ 2,565.3	\$46.73
Enoch Cobb ELC	8,640				\$2.0	\$7.5				\$ 9.5	\$1.10
Facilities Building	9,000	\$20.0			\$2.0					\$ 22.0	\$2.44
Hyannis West Elementary	67,522		\$14.0	\$1,316.7	\$449.6	\$9.0				\$ 1,789.3	\$26.50
West Villages Elementary	63,953			\$814.6	\$523.6	\$95.9				\$ 1,434.2	\$22.43
Grand Total		\$20.0	\$5,328.6	\$16,601.4	\$4,609.8	\$3,338.4	\$3,783.9	\$730.0	\$390.0	\$ 34,801.9	\$32.75