



ROUNDING

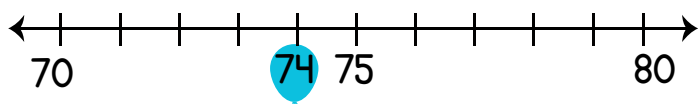


with a Balloon Visual

Hold the balloon string in your hand,
1, 2, 3, 4, the number will stay,
5, 6, 7, 8, 9, the balloon goes up and away!

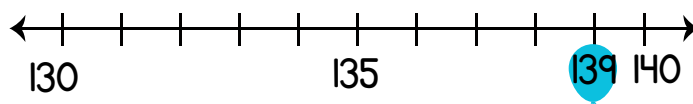
TO THE NEAREST TEN

74



74 → 70

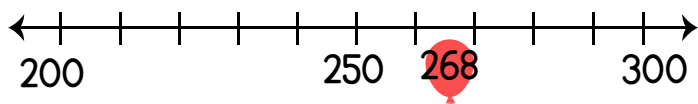
139



139 → 140

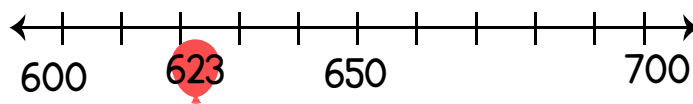
TO THE NEAREST HUNDRED

268



268 → 300

623



623 → 600

1. Put the balloon on the number you are rounding.
2. Draw a string to the next place on the right.
3. Ask yourself - what two numbers is this number between?
4. Look at a number line- which number is it closer to?
5. Hold the balloon in your hand and double check!