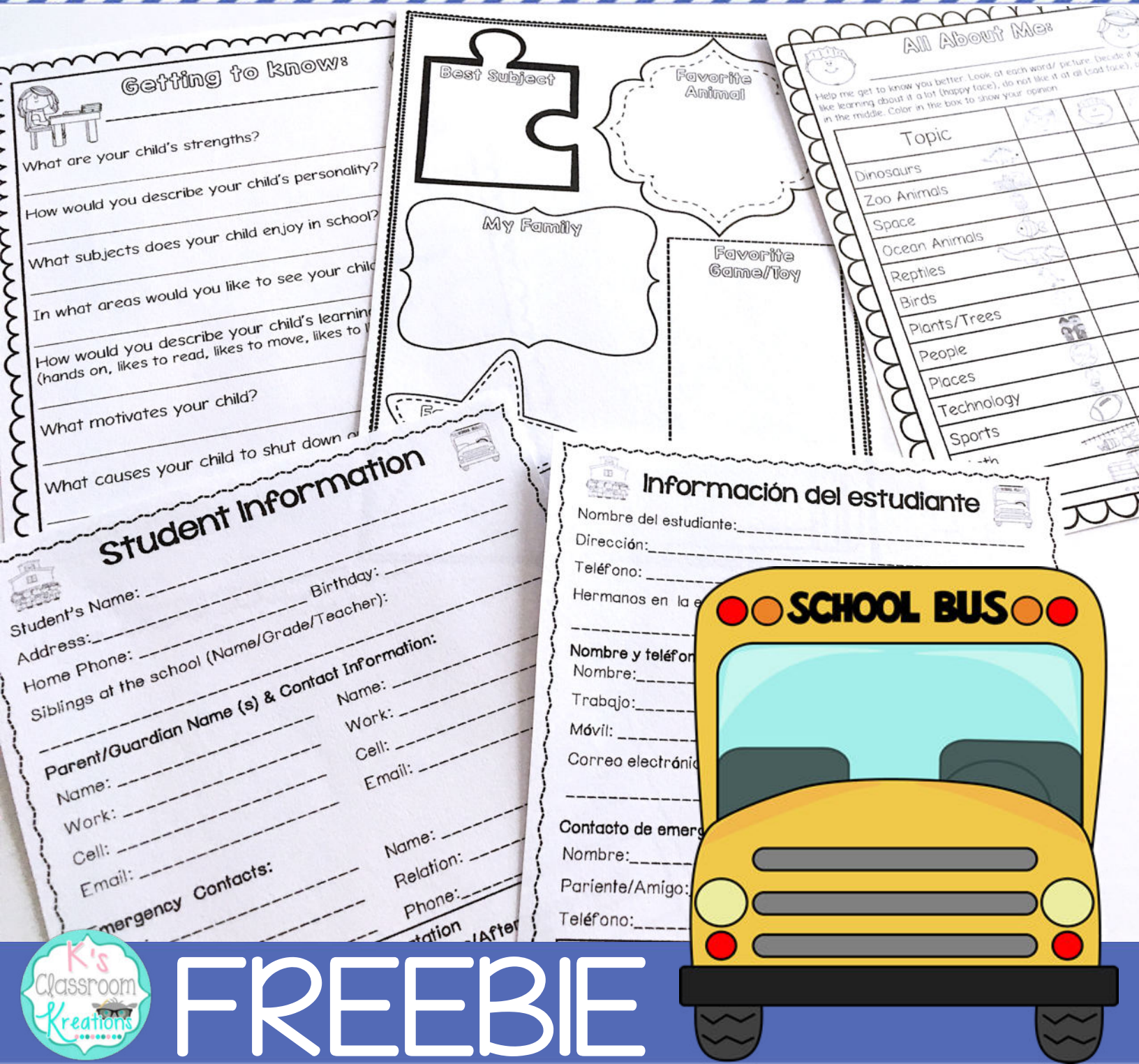


Back to School Classroom Forms



The image displays several overlapping classroom forms designed for back-to-school use. The forms include:

- Getting to know:** A form with a small illustration of a child at a desk. It contains questions such as "What are your child's strengths?", "How would you describe your child's personality?", "What subjects does your child enjoy in school?", "In what areas would you like to see your child?", "How would you describe your child's learning (hands on, likes to read, likes to move, likes to...)", "What motivates your child?", and "What causes your child to shut down?".
- Best Subject** and **Favorite Animal**: Two separate forms with large puzzle-piece and cloud-like shapes for drawing or writing.
- My Family**: A form with a large cloud-like shape for drawing or writing.
- Favorite Game/Toy**: A form with a large rectangular shape for drawing or writing.
- All About Me:** A form with a small illustration of a child's face. It includes a table for recording preferences and a section for coloring.
- Student Information**: A form with fields for "Student's Name", "Address", "Home Phone", "Siblings at the school (Name/Grade/Teacher)", "Parent/Guardian Name (s) & Contact Information", and "Emergency Contacts".
- Información del estudiante**: A Spanish version of the student information form, with fields for "Nombre del estudiante", "Dirección", "Teléfono", "Hermanos en la escuela", "Nombre y teléfono", "Trabajo", "Móvil", "Correo electrónico", "Contacto de emergencia", and "Pariente/Amigo".


A yellow school bus illustration is positioned in the bottom right corner of the collage. The bus has "SCHOOL BUS" written on its side and features red and yellow lights.

FREEBIE





Thank you!



Thank you for downloading this product! I hope you enjoy using it in your classroom. **Please keep in mind this product cannot be copied, sold, or redistributed as your own.**

This product is authorized for use by one teacher. If you have a friend that would like a copy, you can buy additional licenses at a **discount** by going into your purchases on TPT.

This product **CAN** be shared with your students through a secure site or program (Google Classroom, Seesaw). It **CANNOT** be posted on a school/district/classroom website, or posted to the Public Library on Seesaw.

I work hard to improve my products and would love to hear your thoughts. Click TPT above to **leave a rating** and also earn credit towards future purchases.

Do you love a good sale? **Become a follower** and enjoy all of my new items at 50% off for the first 24 hours after they are posted!

Want to **connect with me** on social media or learn more K-2 ideas? Simply click (or scan) each icon above.

If you have any **questions** please email me at ksclassroomcreations@gmail.com and I would be happy to help.



A Note to Teachers...

The pages in this packet work well for Open House, Back to School Night, or during the first week of school.

It is important to get to know students in order to create a nurturing classroom environment. In this packet you will find:

- **Student Information Forms- English & Spanish**

Parents are often overwhelmed with the amount of paperwork given to them the first few days of school. I allow parents to take their time completing most documents; however, I ask that no one leaves the room until this page is completed. (I really need to know how their child is getting home the first day ☺). I then file them in my Teacher Binder to refer to throughout the year.

- **Parent Letter & Survey**

You can send this letter with the attached survey home to get some background information. (I fill in each child's name at the top where it says Getting to Know:___)

- **Student Activity Page**


This page works great as a getting to know you activity. Set out copies and crayons during Open House Night and students will stay happy (and still) while their parents complete paperwork. Save papers to share on the 1st day.

- **Brown Bag It**

Here is my twist on a classic back to school poem. Simply print copies and attach to brown paper lunch bags. I usually take a photo of each child (if they have permission) and write the items down. We later turn this into a class book.

- **Student Interest Survey**

This survey helps you get to know your primary students. They simply color the box for each preference. Use this information to create lessons, personalize instruction, and create a class environment that values each student.



Student Information



Student's Name: _____

Address: _____

Home Phone: _____ Birthday: _____

Siblings at the school (Name/Grade/Teacher):

Parent/Guardian Name (s) & Contact Information:

Name: _____ Name: _____

Work: _____ Work: _____

Cell: _____ Cell: _____

Email: _____ Email: _____

Emergency Contacts:


Name: _____ Name: _____

Relation: _____ Relation: _____

Phone: _____ Phone: _____

Transportation (Car/Bus & Bus #/Daycare & Name/After-School Care)	
Morning	Afternoon

Is there anything else you would like me to know about your child? (Medical information, allergies, academics, etc.?)



Información del estudiante



Nombre del estudiante: _____

Dirección: _____

Teléfono: _____ Cumpleaños: _____

Hermanos en la escuela: _____

Nombre y teléfono de los padres:

Nombre: _____

Nombre: _____

Trabajo: _____

Trabajo: _____

Móvil: _____

Móvil: _____

Correo electrónico: _____

Correo electrónico: _____

Contacto de emergencia:

Nombre: _____

Nombre: _____

Pariente/Amigo: _____

Pariente/Amigo: _____


Teléfono: _____

Teléfono: _____

Transporte (carro / autobús)	
AM	PM

Me puede decir si su niño/a de alguna enfermedad, alergias, o problemas en sus estudios?

A Note to Parents



Dear Parents,

I am writing to you in the hopes that we can become partners in your child's education. I want to make sure we develop a relationship that values openness, support, and communication.

The first part of creating a classroom full of successful students is to make sure everyone feels comfortable. Our community will be made up of unique individuals, each with their own learning styles, interests, and needs.

We will of course get to know each other over the course of the school year. However, I would greatly appreciate your help in getting to know your child now. What activities does your child enjoy? How would you describe your child's personality? How do you see your child as a learner? Is there anything else that I should know about your child to help me teach them?

Please send back the attached form, or a handwritten note, as soon as you can. Thank you for your cooperation and support. I am looking forward to a wonderful year.

Sincerely,



Getting to know:



What are your child's strengths?

How would you describe your child's personality?

What subjects does your child enjoy in school?

In what areas would you like to see your child improve?

How would you describe your child's learning style?
(hands on, likes to read, likes to move, likes to listen)

What motivates your child?

What causes your child to shut down or get frustrated?

What activities is your child interested in outside of school?
(sports, art, games, toys, topics)

Best Subject


Favorite
Animal

My Family

Favorite
Game/Toy

Favorite
Food

Name:




Brown Bag It!



In this bag you will find,
things that show I'm one of a kind.
My 3 items will represent what I like:
my family, a hobby, a picture of my bike.
We will all share what these treasures mean to us.
Learning about each other is always a plus!

Directions:

Please send this brown bag back by the end of the week with 3 items inside (could include small trinkets, drawings of favorite things, pictures, etc.). You may also decorate the bag if you would like. We will share these bags with the class during our morning meetings as a way of getting to know each other. All items will be sent home once presented. Thank you for your participation!



Brown Bag It!




In this bag you will find,
things that show I'm one of a kind.
My 3 items will represent what I like:
my family, a hobby, a picture of my bike.
We will all share what these treasures mean to us.
Learning about each other is always a plus!

Directions:















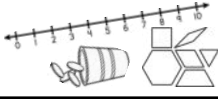

Please send this brown bag back by the end of the week with 3 items inside (could include small trinkets, drawings of favorite things, pictures, etc.). You may also decorate the bag if you would like. We will share these bags with the class during our morning meetings as a way of getting to know each other. All items will be sent home once presented. Thank you for your participation!





All About Me:



Help me get to know you better. Look at each word/ picture. Decide if you like learning about it a lot (happy face), do not like it at all (sad face), or are in the middle. Color in the box to show your opinion.

Topic			
Dinosaurs 			
Zoo Animals 			
Space 			
Ocean Animals 			
Reptiles 			
Birds 			
Plants/Trees 			
People 			
Places 			
Technology 			
Sports 			
Math 			
Reading 			



CREDITS



Meet the Teacher-Author

Hi there!

I'm Kayla, the "K" behind *K's Classroom Kreations*. Originally from Rhode Island, I began teaching first grade in North Carolina in 2008 and have been here ever since!

I started [K's Classroom Kreations](#) in 2014 when I felt the need to create (and share) activities that my first graders were not only **able to do** (developmentally appropriate), **wanted to do** (interesting), but also **needed to do** (aligned to state standards).



As a certified Reading Specialist with licenses in both Elementary Ed and Special Ed, I have a passion for working with students who are struggling. Kids with behavior problems, social emotional concerns, learning disabilities, attention problems, etc. are MY PEOPLE! I share the full story of where this comes from [here](#).

My goal is to inspire first graders (and their teachers) with purposeful play...and prove that **learning can be fun, cute, and engaging without the breaking the bank!**