

K-5 Summer 2022 Assignments Table of Contents

[Family Summer Letter](#)

[Reading Log](#)

[Recommended Reading List](#)

[Kindergarten Packet](#)

[1st Grade Packet](#)

[2nd Grade Packet](#)

[3rd Grade Packet](#)

[4th Grade Packet](#)

[5th Grade Packet](#)



Robbinsville Public Schools

Curriculum and Instruction Department

Mrs. Laura Bond - Interim K-8 Supervisor of Curriculum and Professional
Development -bond.laura@robbinsville.k12.nj.us

June 2022

Dear Sharon School Families,

Congratulations on the completion of a successful 2021-2022 school year! We are so proud of our students' growth and progress. We appreciate your continued support and partnership within our schools. In the Robbinsville community, we believe that learning should continue over the summer months. Attached you will find English Language Arts and Mathematics activities, designed by our K-5 instructional coaches, to reinforce the most significant literacy concepts taught during this past school year. We encourage you to continue the learning at home with these suggested Summer Assignments provided by our K-5 instructional coaches. *Like last year, we are also offering optional summer learning opportunities for incoming Kindergarten students and families.*

Our incoming 1st-5th graders are strongly encouraged to complete the provided Summer English Language Arts and Mathematics Assignments, **but these are not mandated assignments**. This packet includes a summer reading log, along with the written responses. Students should hand in any completed summer assignments to their homeroom teacher by Thursday, September 15th. In addition, students will have access to Lexia, the online learning reading platform over the summer through Classlink. The Robbinsville Public Library will also have our K-5 suggested summer reading book list available. The completion of the Summer Assignments assists our teachers to get to know your child and to support their planning for differentiation. We hope that you and your child enjoy these suggested learning activities and resources.

Please read carefully through the following resources and activities. We hope that you find our Summer Assignments useful for your child's summer learning and know that you are welcomed to reach out to us if you have any questions. All Summer Assignments and related resources can be found on our district website under 'Curriculum'. If needed, printed copies of the Summer Assignments will be available for all incoming grades at the Sharon School main office.

Sincerely,
Laura Bond, Sarah Moore, and the K-5 Instructional Coaches

11 Creative Ways to Read as a Family

Research shows that children who read over the summer maintain reading development and score higher on reading assessments when they return to school in the fall.

“...children who do not read in the summer lose two to three months of reading development while kids who do read tend to gain a month of reading proficiency. This creates a three to four month gap every year. Every two or three years the kids who don’t read in the summer fall a year behind the kids who do.”

University of Tennessee, Knoxville, faculty member Richard Allington, who conducted a three year study showing a significantly higher level of reading achievement in students who read over the summer.

1. **Nourishing the Meal Time** Have your kids read recipes aloud to you while you’re cooking dinner. From ingredient lists to cooking directions, this kind of family reading will help build vocabulary, fluency...and dessert!
2. **Guess Who’s Coming to Dinner?** While your family is eating together, discuss what your favorite characters would have for dinner – Harry Potter might like pumpkin juice and chocolate frogs while Geronimo Silton could crave some cheese! Incorporating characters of favorite stories into your eating routine is a delicious way to promote deep thinking about character traits and motivation.
3. **Story Charades** Choose a story your family knows well — like a well-read book or fairytale — and act out the beginning, middle, and end of the story. If you have more family than characters, a few could do the acting and the others can be the audience or be the narrator. This activity helps readers reexamine and understand story lines and details.
4. **Who Am I?** Choose one of your child’s favorite book characters, then describe his or her personality traits, problems, and physical descriptions until she guesses the character’s identity. This game is a fun way to pass time when you’re stuck in traffic or at a bus stop.
5. **Book Nooks** Create “book nooks” with your child. Book nooks are comfy places to sit and read. They should have good lighting and containers filled with sticky notes, colorful pens, pencils, and a small dictionary. Book nooks will motivate your children not only to read, but to select favorite parts with sticky notes, or look up words they don’t know.
6. **Marking the Spot** Making bookmarks together is a great, simple family reading activity. Just cut bookmark-sized cardboard from cereal or shoe boxes, then get crafty! Use brightly-colored markers to write titles, authors, and favorite quotes. Younger readers can draw or cut and paste pictures from old magazines.
7. **Reach Out and Read** Boost family reading by involving loved-ones who live far away. Using Skype or another video conferencing program, have your child share a book with relatives. Make

sure the book is one that your reader has read a few times already; repetition is a fantastic way to enhance reading skills. Younger readers love to show-off their fluency, and oral reading builds confidence. Grandma will be pretty thrilled as well.

8. **Kid Karaoke** Download songs and their lyrics for a family karaoke night. Seeing words and singing them at the same time is a fun way to develop vocabulary...and practice your Elvis impersonations!
9. **Family Reading Web pages** Using simple and free online programs, create a family reading Web page. Include sections for each family member's book reviews, favorite book lists, "authors I'd like to lunch with" lists, pictures of famous authors, links to local libraries, kid-safe fan pages, and reading games.
10. **Visit the Robbinsville Public Library** We are grateful for our partnership with the Robbinsville Branch of the Mercer County Library System. The Library is currently open for public browsing and curbside pick up. Students can search for ebooks in their catalog and download them through **Hoopla** and **elibraryNJ**. The Mercer County Library System is temporarily allowing online library card registrations. Robbinsville families can fill out a form on the library's website (<https://mcl.org/catalog/library-card-application>).
11. **Visit the Robbinsville Public Schools Website** Here you will find all of the assignments and additional resources. If you need assistance with reading materials or printed copies please call the Sharon School Main Office.

Source: Scholastic

Name _____

SUMMER READING LOG

Select a book to read. Record the title, author, and date completed. Note whether the book was easy (E), just right (JR), or challenging (C)

[illegible]

Grades 1-5 Recommended Reading Choices				
Incoming 1 st grade	Incoming 2 nd Grade	Incoming 3 rd Grade	Incoming 4 th Grade	Incoming 5 th Grade
<i>Biscuit</i> Series by Alyssa Satin Capucilli <i>Brown Bear, Brown Bear What Do You See</i> by Bill Martin <i>Footprints in the Snow</i> by Cynthia Benjamin <i>I Went Walking</i> by Sue Williams <i>Rain</i> by Robert Kalan <i>Rainbow of my Own</i> by Don Freeman <i>Sleepy Dog</i> by Harriet Ziefert <i>Bears, Bears Everywhere</i> by Luella Connelly <i>I am Water</i> by Jean Marzollo <i>Here are My Hands</i> by Bill Martin <i>The Foot Book</i> by Dr. Seuss <i>Hop on Pop</i> by Dr. Seuss <i>Wheels</i> by Annie Cobb <i>Bears on Wheels</i> by Stan and Jan Berenstain Step into Reading Book Series: A Step 1 Book	<i>The Fly Guy Series</i> by Ted Arnold <i>Leo the Late Bloomer</i> by Robert Kraus <i>Noisy Nora</i> by Rosemary Wells <i>The Napping House</i> by Audrey Wood The Littles series by John Peterson <i>Bear Shadow</i> by Frank Asch <i>Charlie Needs a Cloak</i> by Tomie DePaola <i>Danny and the Dinosaur</i> by Syd Hoff <i>Curious George</i> by Margaret Rey (various authors) <i>Addie's Bad Day</i> by Joan Robins <i>Jamberry</i> by Bruce Degen <i>The Doorbell Rang</i> by Pat Hutchins <i>Peter's Chair</i> by Ezra Keats <i>The Grandma Mix-up</i> by Emily McCully	<i>Pinky and Rex</i> series by James Howe <i>Judy Moody</i> series by Megan McDonald <i>Black Lagoon</i> series by Mike Thaler <i>Nate the Great</i> series by Marjorie Weinman Sharmat <i>Horrible Harry</i> series by Suzy Kline <i>Junie B. Jones</i> series by Barbara Park <i>Magic Tree House</i> series by Mary Pope Osborne <i>Arthur</i> series by Marc Tolonn Brown <i>Polk Street</i> series by Patricia Reilly Giff <i>A-Z Mysteries</i> by Ron Roy <i>Amber Brown</i> series by Paula Danziger <i>How to be Cool in Third Grade</i> by Betsy Duffey <i>Calendar Mysteries</i> by Ron Roy <i>My Weird School</i> series by Dan Gutman	<i>Aliens Ate my Homework</i> by Bruce Coville <i>Superfudge</i> by Judy Blume <i>Tales of a Fourth Grade Nothing</i> by Judy Blume <i>There's a Boy in the Girls' Bathroom</i> by Louis Sachar <i>The Field Guide</i> by Tony DiTerlizzi Holly Black <i>The Magician's Boy</i> by Susan Cooper <i>The Stonekeeper</i> by Kazu Kibuishi <i>Because of Winn Dixie</i> by Kate DiCamillo Hank Zipper series by Henry Winkler <i>The Basket Counts</i> by Matt Christopher <i>The Jacket</i> by Andrew Clements <i>The Landry News</i> by Andrew Clements <i>Poppy</i> by Avi <i>The Doll People</i> by Ann M. Martin and Laura Godwin <i>Eleven Birthdays</i> by Wendy Mass	<i>Sarah, Plain and Tall</i> by Patricia MacLachlan <i>Every Living Thing</i> by Cynthia Rylant <i>The Miraculous Journey of Edward Tulane</i> by Kate DiCamillo <i>From The Mixed Up Files of Mrs. Basil E. Frankweiler</i> by E. L. Konigsburg <i>The Lemonade War</i> by Jacqueline Davies <i>Flying Solo</i> by Ralph Fletcher <i>The Family Under the Bridge</i> by Natalie Savage Carlson <i>In the Year of the Boar and Jackie Robinson</i> by Bette Bao Lord <i>The Percy Jackson</i> series by Rick Riordan <i>The Borrowers</i> by Mary Norton <i>How the Stars Fell into the Sky</i> by Jerrie Oughton <i>The Janitor's Boy</i> by Andrew Clements

<p>Level 1 series - Sam by Mary LaBatt Various titles by Eric Carle <i>Buzz Beaker</i> series by Cari Meister <i>Tiny</i> series by Cari Meister <i>Yoko</i> series by Rosemary Wells <i>The Little Red Hen</i>, <i>The Three Bears</i>, and other titles by Byron Barton <i>Kitten's First Full Moon</i> by Kevin Henkes <i>Old Bear</i> by Kevin Henkes <i>Little White Rabbit</i> by Kevin Henkes <i>Waiting</i> by Kevin Henkes Various titles by Bill Martin Various titles by Karma Wilson <i>Fancy Nancy</i> easy reader series by Jane O'Connor Various titles by Mo Willems <i>The Smallest Girl in the Smallest Grade</i> by Justin Roberts <i>The Big Umbrella</i> by Amy June Bates <i>The Rabbit Listened</i> By Cori Doerrfeld <i>Grumpy Goat</i> by Brett Helquist</p>	<p><i>The Blind Men and the Elephant</i> by Karen Backstein <i>Bedtime for Francis</i> by Russell Hoban <i>Pocket for Corduroy</i> by Don Freeman <i>Stick and Stone</i> by Beth Ferry <i>The Trotters of Tweeville Series</i> by local author Shirin Zarqa-Lederman <i>Katie Woo</i> series by Fran Manushkin <i>Various Titles</i> by Kevin Henkes <i>Stand Tall Molly Lou Melon</i> by Patty Lovell <i>Stink</i> series by Megan McDonald <i>Ready Freddy</i> series by Abby Klein <i>Annie & Snowball</i> series by Cynthia Rylant <i>Nancy Clancy</i> series by Jane O'Connor <i>Frog and Toad</i> by Arnold Lobel <i>Bear</i> series by Bonny Becker Various titles by Ame Dyckman local author <i>Bad Kitty</i> series by Nick Bruel <i>Young Cam Jansen</i> by David Adler Various titles by Doreen Cronin <i>Ivy & Bean</i> series by Annie Barrows</p>	<p><i>Baseball Card Adventures</i> by Dan Gutman <i>Genius Files</i> by Dan Gutman <i>The Year of Billy Miller</i> by Kevin Henkes <i>Shredderman</i> series by Wendelin Van Draanen <i>Melonhead</i> series by Katy Kelly <i>Nerdy Birdy</i> by Aaron Reynolds <i>A Chair for My Mother</i> By Vera B. Williams <i>Dragon was Terrible</i> by Kelly DiPucchio <i>Most People</i> by Michael Leannah <i>A Hat for Mrs. Goldman</i> by Michelle Edwards & G. Brian Karas <i>Extra Yarn</i> by Mac Barnett & Jon Klassen <i>Last Stop on Market Street</i> by Matt de la Pena</p>	<p><i>Clementine</i> series by Sarah Pennybacker <i>Bud, Not Buddy</i> by Christopher Paul Curtis <i>Doll People</i> by Ann M. Martin (is now a series) <i>So Be It</i> by Sarah Weeks and other various titles Various titles by Wendy Massj <i>Nory Ryan's Song</i> by Patricia Reilly Giff <i>The Pictures of Hollis Woods</i> by Patricia Reilly Giff <i>Eleven</i> by Patricia Reilly Giff <i>The One and Only Ivan</i> by Katherine Applegate Various titles by Mike Lupica</p>	<p><i>Chasing Vermeer</i> by Blue Balliett <i>Long Shot</i> by Mike Lupica <i>Joey Pigza</i> <i>Swallowed the Key</i> by Jack Gantos <i>Love That Dog</i> by Sharon Creech <i>Yellow Bird and Me</i> by Joyce Hansen <i>The Penderwicks: A Summer Tale Of Four Sisters, Two Rabbits, and a very Interesting-Boy</i> by Jeanne Birdsall <i>Save Me a Seat</i> by Sarah Weeks and Gita Varadarajan <i>Pax</i> by Sara Pennypacker <i>Fish in a Tree</i> by Lynda Lulally Hunt <i>Wishtree</i> by Katherine Applegate</p> <p>Sammy Keyes series <i>Preacher's Boy</i> by Katherine Patterson <i>May Bird and the Ever After</i> by Jodi Lynn Anderson <i>Wonder</i> by R. J. Palacio <i>Holes</i> by Louis Sachar</p> <p><i>Front Desk</i> by Kelly Yang</p>
---	--	---	---	---






<p><i>Horrible Bear</i> by Ame Dyckman <i>Plant a Kiss</i> by Amy Krause Rosenthal</p>	<p><i>Strictly No Elephants</i> By Lisa Mantchev <i>A Sick Day for Amos McGee</i> By Philip Stead</p> <p><i>Good People Everywhere</i> By Lynea Gillen & Kristina Swarner</p>			
<p>Nonfiction <i>Flying</i> by Donald Crews <i>Who Lives Here?</i> by Rozanne L. Williams <i>Me and My Amazing Body</i> by Joan Sweeney <i>My Five Senses</i> by Alikei <i>Baby Dolphin's First Day</i> by Connie and Peter Roop <i>Dolphins</i> by Melissa Stewart <i>A is for Autumns</i> by Robert Maass <i>It's Snowing</i> by Gail Gibbons <i>The Moon Book</i> by Gail Gibbons <i>What is the Story of Our Flag?</i> By Janice Behrens <i>Animal Babies</i> by Andrea Pinington <i>See Me Grow</i> by Arlon Penelope <i>Starfish</i> by Edith Thacher Hurd</p>	<p>Nonfiction <i>How Mountains Are Made</i> by Kathleen Weidener Zoehfeld <i>Germes Make Me Sick</i> by Melvin Berger <i>Volcanoes</i> by Franklyn Branley <i>The Sky is Full of Stars</i> by Franklyn Branley <i>Danger! Volcanoes</i> by Seymour Simon <i>Abigail Adams</i> by Alexandra Wallner <i>A Picture Book of Eleanor Roosevelt</i> by David Adler <i>Sharks</i> by Gail Gibbons <i>The Pumpkin Book</i> by Gail Gibbons <i>Gorillas Gentle Giants</i> of the Forest by Joyce Milton <i>Diving Dolphins</i> by Karen Wallace</p>	<p>Nonfiction <i>The Bravest Dog Ever: The True Story of Balto</i> by Natalie Standiford <i>Bug Out! The World's Creepiest, Crawliest Critters</i> by Ginjer Clarke <i>Happy Birthday, Martin Luther King</i> by Marzollo <i>Amazing Bats</i> by Seymour Simon <i>Animals Finding Food</i> by Wendy Perkins <i>Kate Shelley and the Midnight Express</i> by Margaret K. Wetterer <i>Magic Tree House Research Guide Series</i> by Mary Pope Osborne and Will Pope <i>Magic School Bus Chapter Book Series</i> by Joanna Cole <i>Super Storms</i> by Simon Semour</p>	<p>Nonfiction <i>Great Migration</i> by Jacob Lawrence <i>Everything Reptile: What Kids Really Want to Know about Reptiles</i> by Cherie Winner <i>Spectacular Sharks</i> by Bobbie Kalman <i>Escaping Titanic: A Young Girl's True Story of Survival</i> by M. Lorbiecki <i>Owen and Mazee: The Story of Remarkable Friendship</i> by Hatkoff, Kahumbu, and Greste <i>I Survived...series</i> by Lauren Tarshis <i>Marsupials</i> by Nic Bishop or any other Bishop nonfiction topic <i>Who was</i> series by various authors</p>	<p>Nonfiction Any nonfiction by Mike Venezia <i>Mummies Made in Egypt</i> by Alikei <i>The Amazing Impossible Erie Canal</i> by Cheryl Harness <i>Eleanor</i> by Barbara Cooney <i>A More Perfect Union</i> by Betsy Maestro <i>Desert Animals</i> by Connor Dayton <i>How Dogs Came From Wolves</i> by Jack Myers <i>Blizzards</i> by Jim Murphy Any nonfiction by Seymour Simon</p>

		<i>26 Fairmount Avenue</i> by Tomi dePaola <i>Who was</i> series by various authors <i>Geography for A to Z</i> by Jack Knowlton		
--	--	---	--	--



Optional Incoming Kindergarten Summer Review

Below are a list of skills that would be beneficial to review over the summer through practice and play.

	Monday	Tuesday	Wednesday	Thursday
Math	Number Match Cut and paste to match the different ways to represent the numbers. Pg. 3	Count & Color Count and color, then paste the corresponding digit. Pg. 4	Color by Number Practice number recognition by coloring by number. Pg. 5	Shape Hunt Search your home or the outdoors to find objects of all shapes. Sort by their shape or attributes.
Literacy	Beginning Sounds Look at each picture, say the name of the picture aloud. Identify the first sound you hear. Pg. 9	Rhyme Time Search your home or the outdoors to find pairs of words or names of objects that rhyme.	Uppercase & Lowercase Letter Practice Trace the uppercase and lowercase letters. Circle or star your best 3! Pg. 10	Vooks Brings books to life with no ads. (Free for 1 month) Scan the code below with your phone or tablet to visit the Vooks website. 
Fine Motor	Tracing Trace the dotted lines from one picture to the matching picture. Pg. 12	Cutting Color the picture then cut on the dashed lines using scissors. Pg. 13	Glue Dots Color the apple. Squeeze a dot of glue inside each circle using a bottle of glue. Pg. 14	PlayDoh Using playdoh, create letters to spell your first and last name.
Movement & Mindfulness	Cosmic Yoga Kids Scan the code below with your phone or tablet to visit the Cosmic Yoga Kids YouTube channel. 	GoNoodle Dance and sing alongs, yoga, and more! Scan the code below with your phone or tablet to visit the GoNoodle website. 	PBS Kids Songs, activities and videos that teach. Scan the code below with your phone or tablet to visit the PBS Kids website. 	Jack Hartmann Fun movement songs that teach. Scan the code below with your phone or tablet to visit the Jack Hartmann YouTube channel. 









AUGUST



Optional Incoming Kindergarten Summer Review

Below are a list of skills that would be beneficial to review over the summer through practice and play.

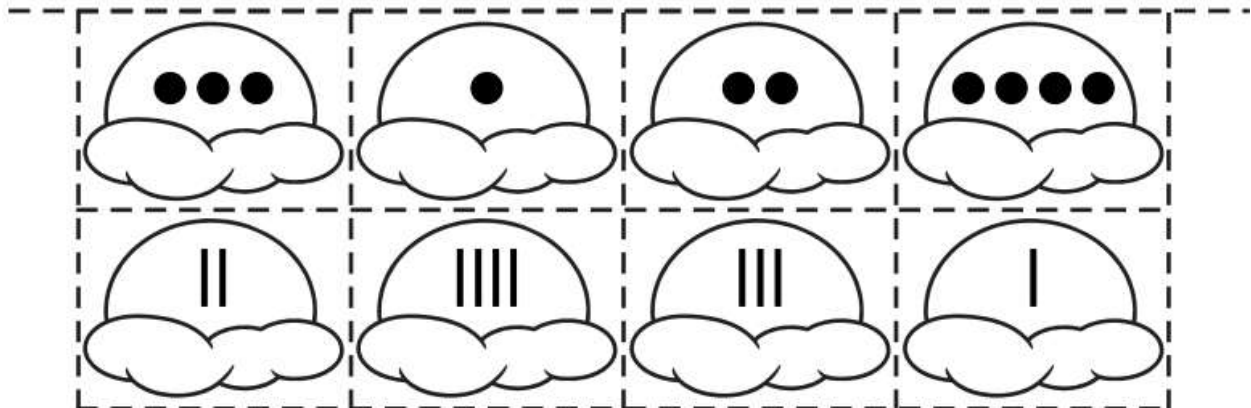
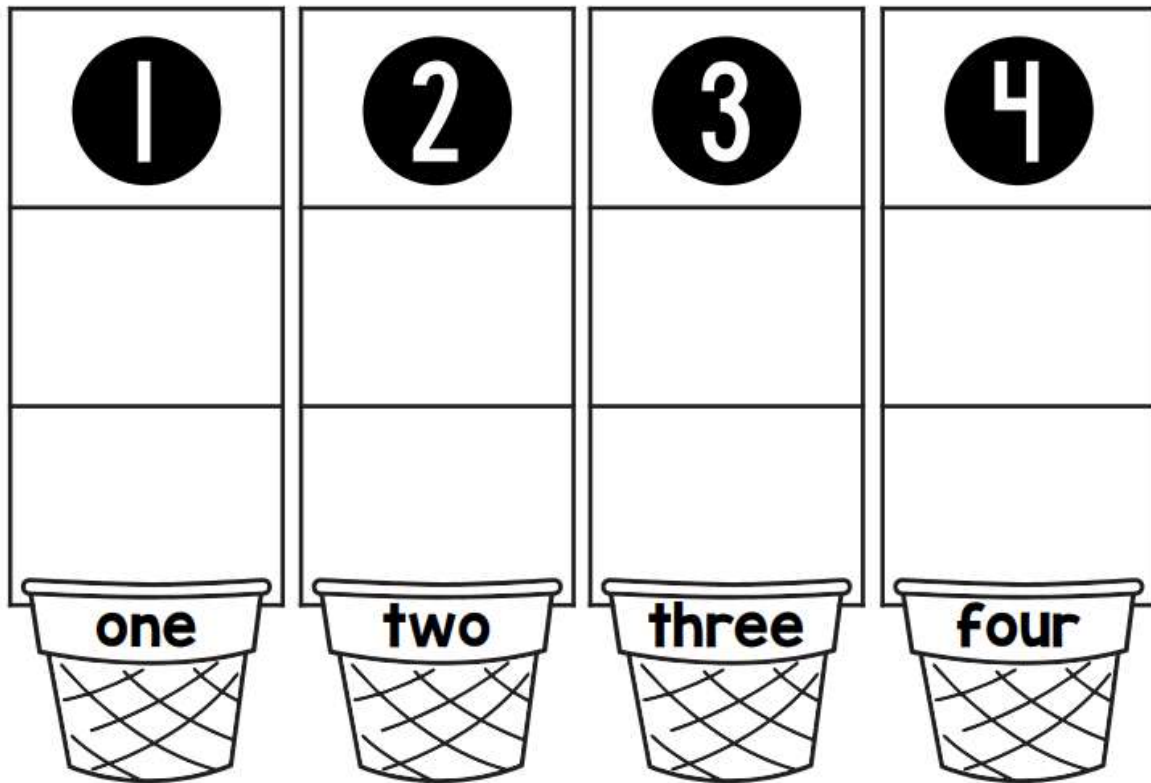
	Monday	Tuesday	Wednesday	Thursday
Math	Patterns Cut and paste to complete the picture patterns. Pg. 6	Number Match Draw a line to match the digit with the number word. Pg. 7	Counting & Number Words Practice subitizing by counting the dots and matching it to the digit. Pg. 8	Measurement Fun Line up your stuffed animals from shortest to tallest.
Literacy	Raz Kids Mini-readers at various levels. (Free for 30 days) Scan the code below with your phone or tablet to visit the RazKids website. 	Color by Sight Words Read and color by sight word. Pg. 11	Multi-sensory Letter Formation Pour sand, shaving cream, salt, or rice on a tray or plate. Practice writing uppercase and lowercase letters.	Letter & Sound Hunt Find objects or names that start with the letter /b/ or sound /b/. Try different letters/sounds.
Fine Motor	What's Different? Look at the picture in each row, circle the picture that's different. pg. 15	Tracing Trace the lines from one picture to the matching one. Pg. 16 & 17	Cutting Cut on the dashed lines using scissors. Pg. 18	Sensory Bins Using sand, rice or other sensory objects, create a sensory bin for students to dig, pour, search for things, etc. Scan the QR code for sensory bin inspiration. 
Movement & Mindfulness	Cosmic Yoga Kids Scan the code below with your phone or tablet to visit the Cosmic Yoga Kids YouTube channel. 	GoNoodle Dance and sing alongs, yoga, and more! Scan the code below with your phone or tablet to visit the GoNoodle website. 	PBS Kids Songs, activities and videos that teach. Scan the code below with your phone or tablet to visit the PBS Kids website. 	Jack Hartmann Fun movement songs that teach. Scan the code below with your phone or tablet to visit the Jack Hartmann YouTube channel. 

Name: _____

By Lavinia Pop © 2016

Number Match







Cut and paste the scoops on the matching ice cream cone.



Name: _____

Count & Color

Directions: Count and color the ducks in each pond. Cut and paste the correct number to match.

	Paste Here		Paste Here
	Paste Here		Paste Here
	Paste Here		Paste Here

1

2

3

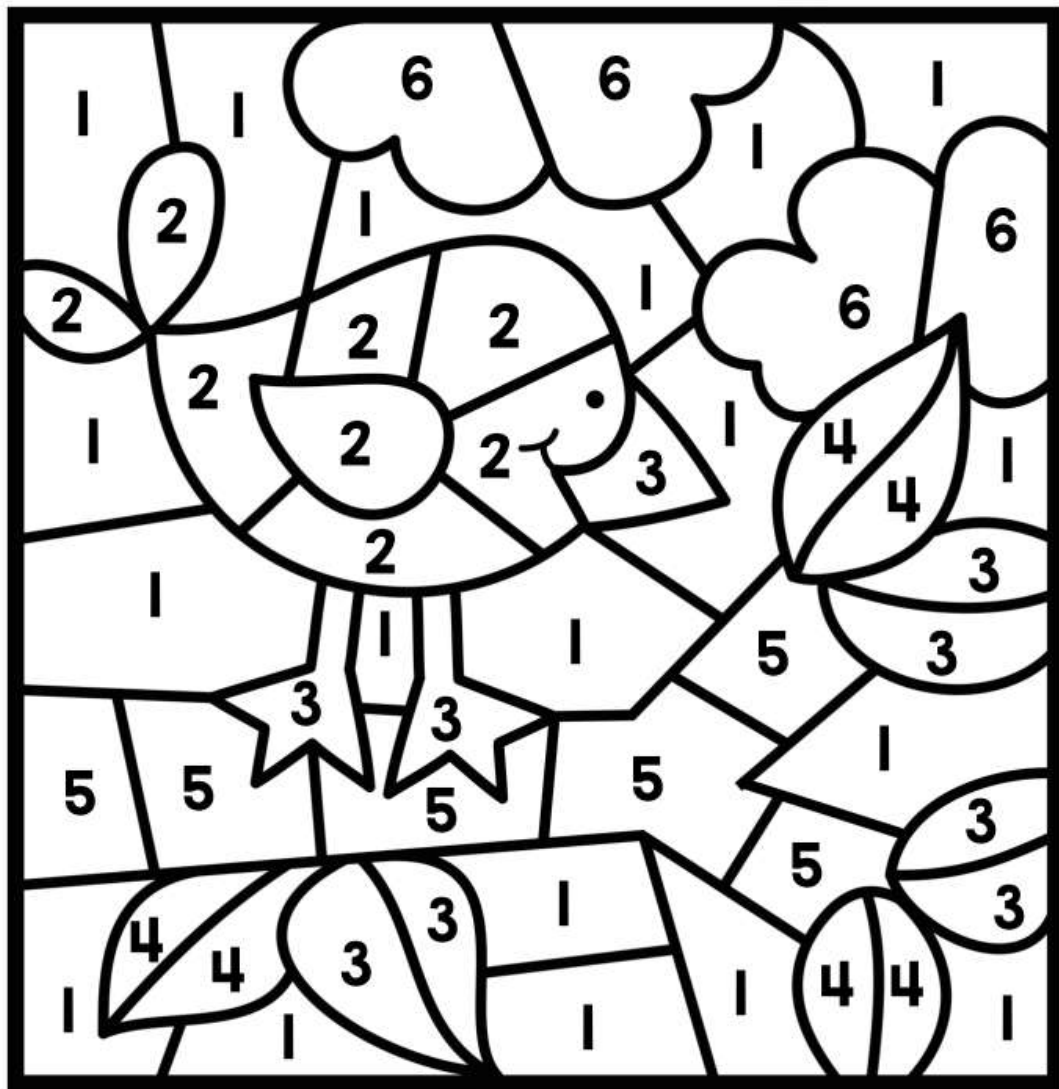

4

5

6

Name: _____

Color by Number









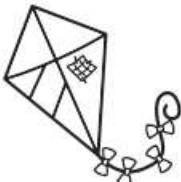






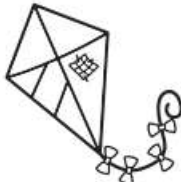







Name: _____

By Lavinia Pop © 2016

Patterns

Cut and paste the pictures to complete each pattern.

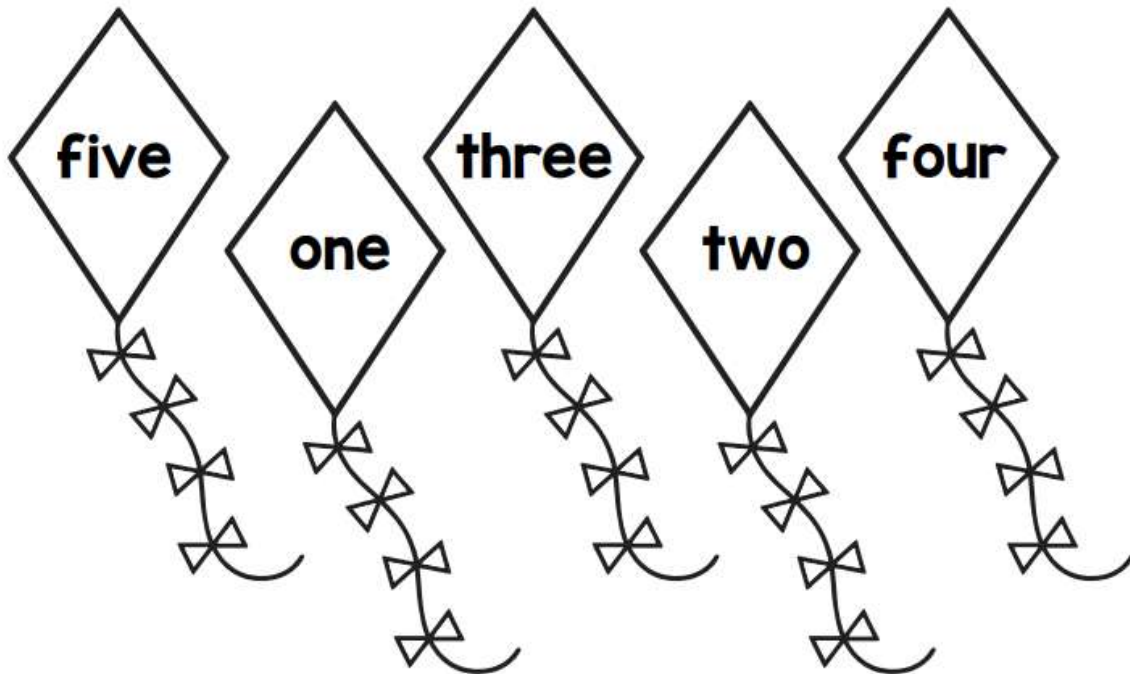
				
				
				
				
				



Name: _____

Number Match

Draw a line to match the number words to the numbers.





Name:

--

Cut and paste the dots next to the correct number word.










one	
two	
three	
four	
five	



Name: _____

Beginning Sounds

Directions: Look at each picture. Say the name of the picture aloud. Color the circle with the correct beginning sound.

 g h p	 c d t	 l m n
 b c z	 s t u	 m n p
 c d l	 f g h	 c d e

Name: _____

Uppercase & Lowercase

Trace the letters.

Aa

Bb

Cc

Dd

Ee

Ff

Gg

Hh

Ii

Jj

Kk

Ll

Mm

Nn

Oo

Pp

Qq

Rr

Ss

Tt

Uu

Vv


Ww

Xx



Yy

Zz



©Andrea Marchildon

Name: _____

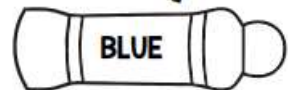
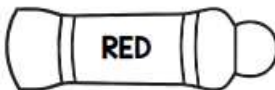
Dab the Sight Words

is

it

like

my



it

like

is

my

it

is

my

it

like

is

like

is

like

it

my

my

it

my

is

like

it

is

like



my

it

Name: _____


Let's Trace

Directions: Trace the dotted lines from one picture to the matching one.



Name:


Color the picture, then cut along the dashed lines.



By Lavinia Pop © 2015

Name:






Color the apple. Squeeze a dot of glue inside each circle.



Name: _____

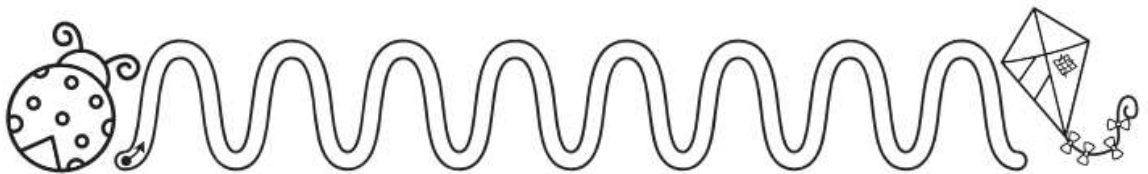
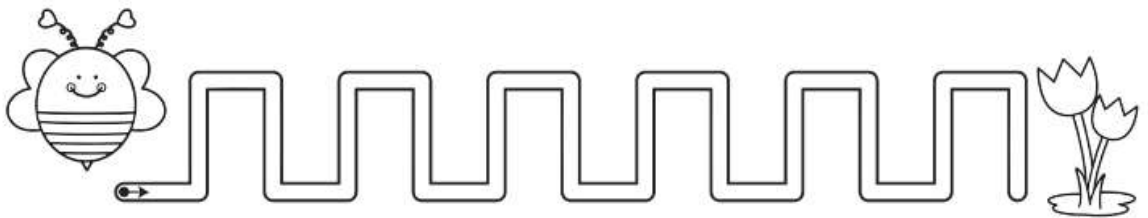
What's Different?

Directions: Look at the pictures in each row. Circle the picture that is different.



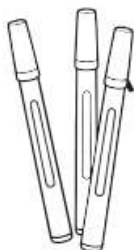
Name: _____

Pre-Writing Fun



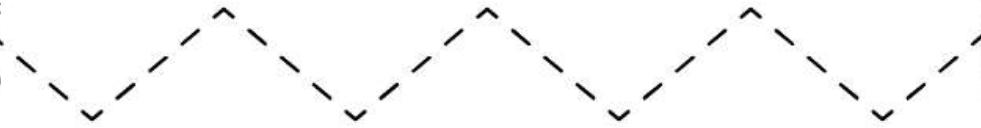
Name: _____

Trace the lines.



Name: _____





Cutting Practice I



JULY

Incoming First Grade ELA Summer Review

Below are a list of skills that would be beneficial to review over the summer through practice and play.

	Monday	Tuesday	Wednesday	Thursday
Week 1	Short Vowel Sounds Match the short vowel words with the picture. Pg. 3	Letter Match Find a fun way to practice matching uppercase and lowercase letters! Ex. magnet letter, letters written on paper or index cards, build letters in play doh)	Phonological Awareness Match the picture to the correct spelling. Pg. 4	Lexia Using your child's account from last year, login to ClassLink to access Lexia. Scan the code below with your phone or tablet if you want to access the ClassLink website. 
Week 2	Decoding/Fluency Be a word detective! Find the consonants and vowels. Read the words. Word List A Pg. 26	Multi-sensory Letter Formation Pour sand, shaving cream, salt, or rice on a tray or plate. Practice writing uppercase and lowercase letters.	RED Words Find a fun place to practice spelling RED words from the Kindergarten Review List. Ex. outside with chalk. Look for the tricky parts to remember by heart. Pg. 25	Lexia Using your child's account from last year, login to ClassLink to access Lexia. Scan the code below with your phone or tablet if you want to access the ClassLink website. 
Week 3	Short Vowel Sounds Match the short vowel words with the picture. Pg. 5	Letter Formation Trace the uppercase and lowercase letters. Circle or star your best 3! Pg. 6	Phonological Awareness Rhyme Bingo Use the picture cards and bingo boards below to play. See directions. Pages 12-20	Lexia Using your child's account from last year, login to ClassLink to access Lexia. Scan the code below with your phone or tablet if you want to access the ClassLink website. 
Week 4	Decoding/Fluency Be a word detective! Find the consonants, vowels and digraphs. Read the words. Word List B Pg. 27	Decoding/Encoding Read the CVC words, then map the letter to the sounds for each picture. Pg. 8	RED Words Find a fun place to practice spelling RED words from the Kindergarten Review List. Ex. outside with chalk. Look for the tricky parts to remember by heart. Pg. 25.	Lexia Using your child's account from last year, login to ClassLink to access Lexia. Scan the code below with your phone or tablet if you want to access the ClassLink website. 







AUGUST



Incoming First Grade ELA Summer Review

Below are a list of skills that would be beneficial to review over the summer through practice and play.

	Monday	Tuesday	Wednesday	Thursday
Week 1	Fluency Roll and read the words. Pg. 9	Sentence Fun Read the sentences and fill in the missing words. Pg. 10	Reading Read the decodable story, "Pat and Nat on the Path." Pg. 11	Lexia Using your child's account from last year, login to ClassLink to access Lexia. Scan the code below with your phone or tablet if you want to access the ClassLink website. 
Week 2	Decoding/Fluency Be a word detective! Find the consonants and vowels. Read the words. Word List C Pg. 28	Phonological Awareness Rhyme Bingo Use the picture cards and bingo boards below to play. See directions. Pages 12-20	Reading OG Fluency Read the word ladder sentences. Pg. 21	Lexia Using your child's account from last year, login to ClassLink to access Lexia. Scan the code below with your phone or tablet if you want to access the ClassLink website. 
Week 3	Comprehension Listen to a fiction story read aloud. After, choose a reading prompt below to show your understanding of the story. Pg. 23-24	Reading OG Fluency Find and highlight the digraph (unvoiced th). After, read the sentences. Pg. 22	RED Words Find a fun place to practice spelling RED words from the Kindergarten Review List. Ex. outside with chalk. Look for the tricky parts to remember by heart. Pg. 25	Lexia Using your child's account from last year, login to ClassLink to access Lexia. Scan the code below with your phone or tablet if you want to access the ClassLink website. 
Week 4	Decoding/Fluency Be a word detective! Find the consonants and vowels. Read the words. Word List D Pg. 29	Phonological Awareness Match the picture to the correct spelling. Pg. 7	Comprehension Listen to a fiction story read aloud. After, choose a reading prompt below to show your understanding of the story. Pg. 23-24	Lexia Using your child's account from last year, login to ClassLink to access Lexia. Scan the code below with your phone or tablet if you want to access the ClassLink website. 

Name: _____

Date: _____

Match the short vowel words.

cat


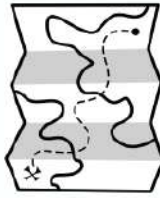
pig

map

tub

net

lip



bug


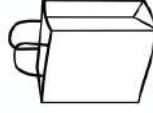
bat

sun

sit

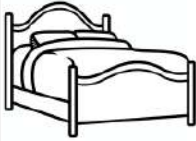







bag

bed



Name: _____ Date: _____

Circle the correct spelling.

	bad	bid	bed
	sad	sed	sod
	weg	wag	wig
	dog	bog	dug
	son	sun	san
	den	tin	ten
	bat	dat	bet
	big	bug	dug

Name: _____

Date: _____

Match the short vowel words.

web

dog

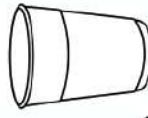
ten

wig

hat

cup

10



fox

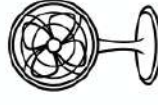
mop

rip

sad

hen

fan



Name: _____

Uppercase & Lowercase

Trace the letters.

Aa Bb Cc Dd Ee

Ff Gg Hh Ii Jj


Kk Ll Mm Nn Oo

Pp Qq Rr Ss Tt

Uu Vv Ww Xx











Yy Zz



©Andrea Marchildon

Name: _____ Date: _____

Circle the correct spelling.

	chop	shop	cop
	soc	sok	sock
	bath	baf	bash
	chip	ship	sip
	mof	math	moth
	shick	chick	cick
	whip	wip	whep
	fich	fesh	fish

Name: _____

_ad _ag _at










 Tap the phonemes for each word, then read the word.

wag . . .	rat . . .	pad . . .	bag . . .
dad . . .	hat . . .	bat . . .	mad . . .

fold here -----



Say the picture name, map the word, then read the word.

1. 	2. 	3. 
<div></div> <div></div> <div></div>	<div></div> <div></div> <div></div>	<div></div> <div></div> <div></div>
4. 	5. 	6. 
<div></div> <div></div> <div></div>	<div></div> <div></div> <div></div>	<div></div> <div></div> <div></div>
7. 	8. 	9. 
<div></div> <div></div> <div></div>	<div></div> <div></div> <div></div>	<div></div> <div></div> <div></div>



Roll and Read



1	2	3	4	5	6
bet	path	leg	sob	kid	jet
pun	ship	chat	bat	fun	den
thin	sat	shop	wish	sip	shin
with	mash	wig	pot	chin	bud

Name _____

Sentence Fun

Directions: Read the sentence and fill in the missing word using the word bank.



log	mud	sun	van	dig
bed	cot	pen	bag	tub

1. My pig is in the _____.



2. I go to the park in a _____.




3. My dad has a red _____.



4. I take a nap on my _____.



5. I can take a bath in the _____.



6. The frog is on the _____.



7. My ball is in the _____.



8. The dog is on my _____.



9. My job is to _____.




10. I see the hot _____.



Decodable Story

Pat and Nat on the Path



Pat the rat has a pal, Nat the cat.





Nat did run on a path.





Pat did jog with his bud.

The path was wet and had a lot of mud.

Pat and Nat did get mud on them.


Then, Pat and Nat had a bath to get the mud off.





RHYMING BINGO

2-or more players. Use items like beans or pennies for markers. Students have to get 3 in a row which can be horizontal, diagonal, top to bottom, and left to right. Students can also play a coverall version as well. The first one to get bingo is the winner!



RHYMING BiNGO




Picture Word List

Blue Card

net	nut	red
mop	mad	fin
bit	gap	hot

RHYMING BiNGO




Picture Word List

Yellow Card

cake	house	goat
bell	jug	car
frog	hat	bee

RHYMING BiNGO



Picture Word List

Green Card

vet	pan	truck
bag	pig	sun
king	ten	fox

OG Fluency

Green Words 1 Minute Reads

Name: _____

Read each line to build fluency.

sh

The

The fish

The fish in

The fish in the

The fish in the red

The fish in the red sash

The fish in the red sash is at

The fish in the red sash is at the

The fish in the red sash is at the shop.

OG Fluency

Green Words 1 Minute Reads

Name: _____

Monday - Read for 1 minute and color the square red.
Tuesday - Read for 1 minute and color the square blue.
Wednesday - Read for 1 minute and color the square purple.
Thursday - Read for 1 minute and color the square orange.
Friday - Read for 1 minute and color the square **GREEN!**

th (unvoiced)

Beth in a bath.

The thin cat had a bath.

The thug ran with a bag of cash.

Seth did the math.

Seth on the path.

The as hit the box with a thud.

The dog led the man up the path.

A thin man ran to the bath.

Beth and Seth have fun in math.

Fiction - Summarize

Directions: Read a story, then answer the question.

What are the 3 most important things that happened in your story?

Fiction - Characters

Directions: Read a story, then answer the question.

Who is the main character in your story? What is one word you would use to describe this character?



RED Word List

Kindergarten Review

the
a
is
and
to
I
you
me
we
no
like
of
go
said
see
he
do
my
so
for
from
what
does
they
come
look
with
zero
one
two
three
four

five
six
seven
eight
nine
ten
red
pink
white
yellow
brown
purple
green
blue
black
orange
ball
all
will
be
as
by
are
went
eat
play
jump
was
or
she
has
put

Word List A

a	b	c	d
ad	had	am	cat
hag	tag	at	cam
gam	mat	Tam	cad
Tod	dot	got	Mag
cod	cog	mom	Tom
log	lot	lam	dog
dad	cot	hog	Dom
mad	hat	lad	ham
mam	gag	hod	tad
dod	dam	hot	tot

Sentences:

1. Tom got hot.
2. The cod got hot.
3. The cad is mad at Dad.
4. Dad is mad at Tad.
5. The dog is at the dam.
6. Dad got mad at the lad.
7. Mom got mad at the cat.
8. The ham is hot.
9. Is mom mad at the cat?
10. The lad had a cot.
11. Mom got a hat.
12. The cat and the lad had cod.

Word List B

a	b	c	d
hit	pig	Kip	ram
dip	jut	pod	Kim
jog	fob	dub	much
big	cud	mid	pom
kid	tab	jag	such
chap	kit	rut	bag
did	pup	chip	fat
tub	chat	cap	jam
jot	lop	jab	fog
rich	rim	mid	hut

Sentences:

1. The cop got hot.
2. Tim hid the pig.
3. Mom had a lot of jam.
4. Did Kim hit the bug?
5. The chap had a cap.
6. Jud dug a mud hut.
7. Tom got a big top.
8. Did the ram rip the rag?
9. Jim bit the big fig.
10. The jug is in the hut.
11. A kid did jig.
12. The hat fit Dot.

Word List C

a	b	c	d
Don	den	sop	ship
get	sit	shim	thus
sag	shot	than	wit
shad	then	with	when
that	wed	whip	yam
win	whop	yap	vet
whim	you	vat	fin
yes	vim	can	men
van	can	ten	sad
not	fed	sun	cash

Sentences:

1. Pin the tag on Jan.
2. Did Tom let the pet beg?
3. Sid is a sad man.
4. The gash on the ship is big.
5. Sam shut the shop.
6. It is fun to win.
7. Whop that big bug!
8. Tom had a yen to run.
9. The cat sat on the van.
10. The pup can nip Don.
11. Jed did not get fed.
12. Sal sat in the sun.

Word List D

a	b	c	d
ax	va	zed	hippo
hotel	zo	so	tax
thin	math	Jello	Seth
me	thud	hi	raven
Beth	he	mix	open
quit	even	unit	Rex
go	thug	polo	quag
fa	quid	Max	with
lox	jumbo	bath	limbo
ego	zip	quip	relax

Sentences:

1. The ax can go into the shed.
2. He had lox with the thug.
3. She will mix the Jello in the tub.
4. Can you open the can of gumbo?
5. Did you get into the bath and relax?
6. The raven had a chip.
7. The alto had an even tempo.
8. The math ditto was basic.
9. The robot can see the hotel.
10. Beth is a cupid with a halo.
11. I got a bonus item at the shop.
12. The hippo was in the mud.







JULY



Incoming Second Grade ELA Summer Review

Below are a list of skills that would be beneficial to review over the summer through practice and play.

	Monday	Tuesday	Wednesday	Thursday
Week 1	Phonological Awareness Circle the correct spelling. Pg. 3	Multi-sensory Letter Formation Pour sand, shaving cream, salt, or rice on a tray or plate. Practice writing uppercase and lowercase letters	Reading OG Fluency Highlight the words with -nk and -ng endings. Read the sentences. Pg. 4	Lexia Using your child's account from last year, login to ClassLink to access Lexia. Scan the code below with your phone or tablet if you want to access the ClassLink website. 
Week 2	Decoding/Fluency Be a word detective! Find the consonants and vowels. Read the words. Word List A Pg. 20	Comprehension Listen to a fiction story read aloud. After, choose a reading prompt below to show your understanding of the story. Pages 15-18	RED Words Find a fun place to practice spelling RED words from the Kindergarten Review List. Ex. outside with chalk. Look for the tricky parts to remember by heart. Pg. 19	Lexia Using your child's account from last year, login to ClassLink to access Lexia. Scan the code below with your phone or tablet if you want to access the ClassLink website. 
Week 3	Reading Read the decodable story, "Gale's Home." Pg. 5	Phonological Awareness Match the picture to the correct spelling. Pg. 6	Fluency OG Fluency Highlight the words with -ind, -olt, -ild, -ost and -old endings. Read the sentences. Pg. 7	Lexia Using your child's account from last year, login to ClassLink to access Lexia. Scan the code below with your phone or tablet if you want to access the ClassLink website. 
Week 4	Decoding/Fluency Be a word detective! Find the consonants, vowels and digraphs. Read the words. Word List B Pg. 21	Encoding Look at the picture, tap the beginning, middle and ending sounds, then write the word. Pg. 8	RED Words Find a fun place to practice spelling RED words from the Kindergarten Review List. Ex. outside with chalk. Look for the tricky parts to remember by heart. Pg. 19	Lexia Using your child's account from last year, login to ClassLink to access Lexia. Scan the code below with your phone or tablet if you want to access the ClassLink website. 

AUGUST









Incoming First Grade ELA Summer Review

Below are a list of skills that would be beneficial to review over the summer through practice and play.

	Monday	Tuesday	Wednesday	Thursday
Week 1	Phonological Awareness Match the picture to the correct spelling. Pg. 9	Comprehension Listen to a nonfiction story read aloud. After, choose a reading prompt below to show your understanding of the story. Pages 15-18	Reading Read the decodable story, "Gale's Home." Pg. 10	Lexia Using your child's account from last year, login to ClassLink to access Lexia. Scan the code below with your phone or tablet if you want to access the ClassLink website. <div data-bbox="1328 892 1409 966" data-label="Image"> </div>
Week 2	RED Words Find a fun place to practice spelling RED words from the Kindergarten Review List. Ex. outside with chalk. Look for the tricky parts to remember by heart. Pg. 19	Decoding/Fluency Be a word detective! Find the consonants and vowels. Read the words. Word List C Pg. 22	Phonological Awareness Look at the picture, tap the beginning, middle and ending sounds, then write the letters that match the sounds. Pg. 11	Lexia Using your child's account from last year, login to ClassLink to access Lexia. Scan the code below with your phone or tablet if you want to access the ClassLink website. <div data-bbox="1328 1228 1409 1302" data-label="Image"> </div>
Week 3	Comprehension Listen to a fiction story read aloud. After, choose a reading prompt below to show your understanding of the story. Pages 15-18	Reading OG Fluency Highlight the words with suffix -ed Read the sentences. Pg. 12	RED Words Find a fun place to practice spelling RED words from the Kindergarten Review List. Ex. outside with chalk. Look for the tricky parts to remember by heart. Pg. 19	Lexia Using your child's account from last year, login to ClassLink to access Lexia. Scan the code below with your phone or tablet if you want to access the ClassLink website. <div data-bbox="1328 1564 1409 1638" data-label="Image"> </div>
Week 4	Reading OG Fluency Highlight the words with suffix -ed Read the sentences. Pg. 13	Phonological Awareness Look at the picture, tap the beginning, middle and ending sounds, then write the letters that match the sounds. Pg. 14	Comprehension Listen to a fiction story read aloud. After, choose a reading prompt below to show your understanding of the story. Pages 15-18	Lexia Using your child's account from last year, login to ClassLink to access Lexia. Scan the code below with your phone or tablet if you want to access the ClassLink website. <div data-bbox="1299 1795 1380 1869" data-label="Image"> </div>

Name: _____ Date: _____

Circle the correct spelling.

	flog	<u>frog</u>	fog
	swem	slim	swim
	slug	swug	snug
	stop	sop	swop
	smap	snap	stap
	trick	stuck	truck
	crock	clock	click
	crab	clab	crib

OG Fluency

Green Words 1 Minute Reads

Name: _____

Monday - Read for 1 minute and color the square red.
Tuesday - Read for 1 minute and color the square blue.
Wednesday - Read for 1 minute and color the square purple.
Thursday - Read for 1 minute and color the square orange.
Friday - Read for 1 minute and color the square **GREEN!**

ng & nk

A frog will sing in the spring.

A lot of junk is in the trunk.

Frank sank the big plank.

Hang the bell and it will clang.

The gong rang for the throng.

The skunk stunk up the bunk.

The bell was hung, and a song was sung.

Honk at the possum.

The bug stung the king.

Magic e

Name: _____

Gale's Home

Fluency Passage

Gale the mole lived in a hole. The hole was wet and sad. She began to dislike her home. She hoped for a new home. She went to look for a better home. Gale looked at a slide, but it was too big. Gale looked at a tube in the grass, but it was too thin. Gale went back to her hole. A hole can be a fine home.

Name: _____

Date: _____

Match the words with digraphs.

white

math

lick

shell

neck

whisk



whale

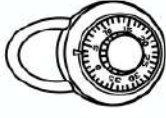
moth

lock

chip

chin

cash



OG Fluency

Green Words 1 Minute Reads

Name: _____

Monday - Read for 1 minute and color the square red.
Tuesday - Read for 1 minute and color the square blue.
Wednesday - Read for 1 minute and color the square purple.
Thursday - Read for 1 minute and color the square obolde.
Friday - Read for 1 minute and color the square **GREEN!**

ild, old, ind, olt, ost

The bold old man sold the gold.

A colt may bolt if you scold him.

The host and hostess were almost late.

This snappy poster will brighten her day.

A wild child is not mild, but she may be kind.








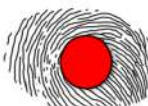
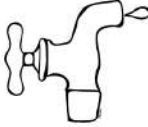




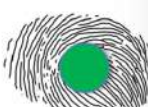
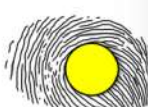

The volt gave the man a jolt.

I will find gold in the wild.

The mild child was wild.



Name _____

Code Word	Tap It	Write It
	  	_____ _____ _____
	  	_____ _____ _____
	  	_____ _____ _____
	  	_____ _____ _____

Name: _____

Date: _____

Match the words with blends.

slug

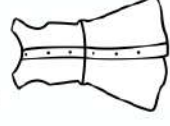
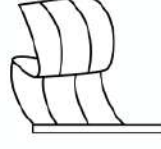
stick

truck

snap

brush

plug



skip


dress

black

clock

crab

flag



A Wild West Story

"Look! It is gold sand," Oz did say as he led his colt Buzz by a cactus. "I think it is the sunset that gets it to look gold." Oz was looking at the sunset and did not see the big patch of cactuses to the left of Buzz. Buzz did not see them himself, but he felt them! They got Buzz on the rump. Buzz did jolt and ran as fast as his legs were apt to go. "Buzz! Buzz!" Oz did call to his colt, but Buzz just kept on running. "What got into him?" Oz did think. Buzz was still bucking and kicking in the sand. At last, Buzz did stop. Oz was very glad, and he did not walk but ran fast to his colt. When Oz got to Buzz, he spent a bit checking his legs, brushing his back, and undoing his tack. Still, Oz did not see what got Buzz to bolt. He did look swell. Oz did want to get going, but Buzz did not budge. Then, Oz saw the cactuses. "Buzz, I get it! We will go here then," Oz did say as he saw what had got Buzz to bolt. Bless you Buzz! Those cactuses will get us all to bolt!"

Answer Each Question Below:

What time was it in the story? _____

What did Buzz do when the cactuses got him?

Have you ever felt a cactus before? _____

How long did it take you to read the passages each day?

☐ Mon: _____

☐ Tues: _____

☐ Wed: _____

☐ Thurs: _____

☐ Fri: _____



Vowel Teams SOUND BOXES

1.



--	--	--

2.




--	--	--

3.



--	--	--

4.



--	--	--	--

5.



--	--	--

6.



--	--	--

7.



--	--	--

8.




--	--	--	--

9.



--	--	--	--

10.



--	--	--

OG Fluency

Green Words 1 Minute Reads

Name: _____

Monday - Read for 1 minute and color the square red.
Tuesday - Read for 1 minute and color the square blue.
Wednesday - Read for 1 minute and color the square purple.
Thursday - Read for 1 minute and color the square orange.
Friday - Read for 1 minute and color the square **GREEN!**

/d/, /t/, /id/ - Suffix -ed

I jumped when Pat stamped.

Brad helped his mom scrub the tub.

Van winked at the cat that jumped on the bed.

Frank and Tim rushed to get a picnic on the grass.

What happened when Jen filled the glass with plum pits?

I asked Stan to jump on the bed.

The dog pinched the cat on the neck.

OG Fluency

Green Words 1 Minute Reads

Name: _____

Monday - Read for 1 minute and color the square red.
Tuesday - Read for 1 minute and color the square blue.
Wednesday - Read for 1 minute and color the square purple.
Thursday - Read for 1 minute and color the square orange.
Friday - Read for 1 minute and color the square **GREEN!**

ph

A prophet can tell what will happen.

Did you fix the phone to make it ring?

Take a photograph of the phlox.

Ralph sent a pamphlet to the entire class.

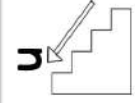
Can you compare the size of lakes on a graph?

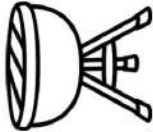

Phil did not like the dolphin to be inside that tank.



Ralph gave Phil the elephant a phone, a pamphlet, and a graph.



Name _____

Say It, Tap, It, Spell It




				
				

Fiction- Retelling

Prompt: Retell a fiction book that you read. Make sure to include the beginning, middle and end.




Fiction- Setting

Prompt: Describe the setting (when and where the story takes place) of a fiction book that you read.

Fiction- Problem/ Solution

Prompt: Write about the problem of a fiction book that you read and how it is solved.



Nonfiction- New Facts

Prompt: Write about a fact you learned in your nonfiction book that surprised you. Why was this fact surprising?

RED Word List

Second Grade Review

would
could
should
where
who
give
any
first
friend
very
can't
feet
said
come
what
where
when
why
because
your
good
goes
road
were
you're
almost
say
walked
been
about
here
they
today
want
went

cool
know
I'm
also
both
says
out
little
girl
boy
put
her
his
puppy
love
won't
too
door
some
brother
mother
sister
father
before
after
become
use
able
over
something
anything
your
hour
away
knew

Word List A

a	b	c	d
pigpen	jazz	brat	splash
still	strum	plum	swim
grub	clan	snag	nest
split	scam	next	mask
skillet	invest	wisp	bedbug
swift	hundred	suntan	dress
lunch	catfish	smitten	fizz
catnip	stuff	problem	plastic
spell	shrub	classic	skeptic
presto	splendid	dwelt	suspect

Sentences:

1. Will you split the catfish in the skillet?
2. The bedbug will nest with his clan.
3. Jim will invest in the suspect.
4. Help splash the next catfish.
5. The contest was at a standstill.
6. Can you print with your left hand?
7. Do not be a skeptic.
8. I will listen to the jazz classic.
9. Mike had a tantrum at lunch.
10. The pumpkin was in the basket.
11. I have a complex problem.
12. Can you subtract a hundred from the total?

Word List B

a	b	c	d
spring	yelled	long	acted
crusted	plank	swished	conk
hang	strive	lung	froze
brave	chunk	stove	junk
sink	sang	trunk	stung
happened	commented	insulted	stumped
yank	gong	swing	brink
blaze	slide	frame	grove
bathrobe	trombone	complete	concrete
kingfish	invite	ringlet	songfest

Sentences:

1. The grass blade will go in the vase.
2. The drink will make him shrink.
3. Spring did not last long.
4. He was disgusted at the reptile project.
5. The sink was filled with a film of scum.
6. Hank will tell a hopeless tale.
7. It happened to be the trunk that was rusted.
8. The elk is hunted in the springtime.
9. She went with Frank to the trombone contest.
10. The game lasted a long time.
11. The duck picked the spot to consume the fish.
12. He commented on the pink bathrobe.

Word List C

a	b	c	d
graph	slack	bleak	croak
stain	phone	click	treat
float	braid	phase	trick
beach	groan	grain	photo
smack	squeak	toast	sprain
phoneme	backlash	steamboat	coastline
contain	photograph	backlog	mealtime
toadstone	retain	teapot	oatmeal
mainstream	leaflet	busload	tailgate
squeamish	peacoat	sustain	impeach

Sentences:

1. We will see you at the fifth phase of the retreat.
2. Please unload the busload back by the tailgate.
3. The phone will ring and click.
4. The graph will show the main phoneme to use.
5. I hope she will be able to explain the complaint.
6. The clock will ring at nine for mealtime.
7. Will you see the coastline on the boat?
8. The leaflet will dictate the lesson.
9. The sailboat will sustain the wave.
10. Bob will bring the cloak and take a photo.
11. Help me take the peacock to the beach.
12. I would like to get a note in my mailbox.

Incoming Third Grade Summer Reading Packet

Choose at least one fiction and one nonfiction reading response to complete this summer.

Prompt Topic	Genre	Page Numbers
Retelling	Fiction	1
Character Changes	Fiction	2
Lesson Learned	Fiction	3
Author's Craft	Fiction	4
Text Features	Nonfiction	5
Author's Purpose	Nonfiction	6
New Information	Nonfiction	7
Text Organization	Nonfiction	8

Fiction - Retelling

Prompt: Write a retelling of your book. Be sure to include the beginning, middle, and end.

Fiction - Character Changes

Prompt: Write about how the main character changes in this story.
What causes the character to change?

Fiction - Lesson Learned


Prompt: What lesson does your character learn in this story? How does the message of this book make you think about your own life?

Fiction - Author's Craft

Prompt: What does the writer of your book do to keep you interested?
Provide at least one example.


Nonfiction - Text Features

Prompt: What nonfiction text features are in your book? How do they help you understand the topic better?



Nonfiction - Author's Purpose

Prompt: Why do you think the author wrote about this topic? What is he or she trying to teach readers?




Nonfiction - New Information

Prompt: What new information did you learn from reading this book?
How does the information in the book connect to your own life?

Nonfiction - Text Organization

Prompt: How is your book organized? Why do you think the writer presents the information in this way?



Incoming Fourth Grade Summer Reading Packet

Week	Genre	Page Numbers
1	Fiction	1-2
2	Fiction	3-4
3	Nonfiction	5-6
4	Nonfiction	7-8
5	Fiction	9-10
6	Fiction	11-12
7	Nonfiction	13-14
8	Nonfiction	15-16

Week 1- Fiction

(Required Prompt)

Directions: Use your free choice independent reading book to answer the question. If you're currently reading a nonfiction book, use Raz Kids or another short story to answer this question. When you're done, reread the question and your answer to make sure you didn't leave any important information out!

Prompt: Pick one part of the story that you have read so far. How does the main character feel at this part of the story? Why do they feel that way?

Week 1- Fiction

(Optional Prompt)

Directions: Use your free choice independent reading book to answer the question. If you're currently reading a nonfiction book, use Raz Kids or another short text to answer this question. When you're done, reread the question and your answer to make sure you didn't leave any important information out!

Prompt: Pick a character and talk about their role in the story. What would the story be like without this character?

Week 2 - Fiction

(Required Prompt)

Directions: Use your free choice independent reading book to answer the question. If you're currently reading a nonfiction book, use Raz Kids or another short text to answer this question. When you're done, reread the question and your answer to make sure you didn't leave any important information out!

Prompt: Write about the problem of the story and how it is resolved. You can draw a sketch to go with your writing.

Week 2 - Fiction

(Optional Prompt)

Directions: Use your free choice independent reading book to answer the question. If you're currently reading a nonfiction book, use Raz Kids or another short text to answer this question. When you're done, reread the question and your answer to make sure you didn't leave any important information out!

Prompt: What lesson do your characters learn in this story? How does this lesson help you think about your own life?

Week 3- Nonfiction

(Required Prompt)

Directions: Use your free choice independent reading book to answer the question. If you're currently reading a fiction book, use NewsELA or another short text to answer this question. When you're done, reread the question and your answer to make sure you didn't leave any important information out!

Prompt: What text features are in this book? How do they help you understand the text?

Week 3- Nonfiction

(Optional Prompt)

Directions: Use your free choice independent reading book to answer the question. If you're currently reading a fiction book, use NewsELA or another short text to answer this question. When you're done, reread the question and your answer to make sure you didn't leave any important information out!

Prompt: Why is _____ a good title for this book/text?

Week 4 - Nonfiction

(Required Prompt)

Directions: Use your free choice independent reading book to answer the question. If you're currently reading a fiction book, use NewsELA or another short text to answer this question. When you're done, reread the question and your answer to make sure you didn't leave any important information out!

Prompt: What is the genre of this book? How do you know?

Week 4 - Nonfiction

(Optional Prompt)

Directions: Use your free choice independent reading book to answer the question. If you're currently reading a fiction book, use NewsELA or another short text to answer this question. When you're done, reread the question and your answer to make sure you didn't leave any important information out!

Prompt: Summarize the important information in the book/text.

Week 5 - Fiction

(Required Prompt)

Directions: Use your free choice independent reading book to answer the question. If you're currently reading a nonfiction book, use Raz Kids or another short text to answer this question. When you're done, reread the question and your answer to make sure you didn't leave any important information out!

Prompt: How does the writer show you what kind of person the main character is in this story?

Week 5 - Fiction

(Optional Prompt)

Directions: Use your free choice independent reading book to answer the question. If you're currently reading a nonfiction book, use Raz Kids or another short text to answer this question. When you're done, reread the question and your answer to make sure you didn't leave any important information out!

Prompt: Do you think the resolution to the problem in this story is a good one? Why do you think that?

Week 6 - Fiction

(Required Prompt)

Directions: Use your free choice independent reading book to answer the question. If you're currently reading a nonfiction book, use Raz Kids or another short text to answer this question. When you're done, reread the question and your answer to make sure you didn't leave any important information out!

Prompt: How does the main character change in this story? Why does this character change?

Week 6 - Fiction

(Optional Prompt)

Directions: Use your free choice independent reading book to answer the question. If you're currently reading a nonfiction book, use Raz Kids or another short text to answer this question. When you're done, reread the question and your answer to make sure you didn't leave any important information out!

Prompt: Explain how the character solves their problem. You can draw a sketch to go with your writing.

Week 7 - Nonfiction

(Required Prompt)

Directions: Use your free choice independent reading book to answer the question. If you're currently reading a fiction book, use NewsELA or another short text to answer this question. When you're done, reread the question and your answer to make sure you didn't leave any important information out!

Prompt: What does the writer do to make sure you understand the content of the book/text?

Week 7 - Nonfiction

(Optional Prompt)

Directions: Use your free choice independent reading book to answer the question. If you're currently reading a fiction book, use NewsELA or another short text to answer this question. When you're done, reread the question and your answer to make sure you didn't leave any important information out!

Prompt: Talk about the big idea or message of the book.

Week 8 - Nonfiction

(Required Prompt)

Directions: Use your free choice independent reading book to answer the question. If you're currently reading a fiction book, use NewsELA or another short text to answer this question. When you're done, reread the question and your answer to make sure you didn't leave any important information out!

Prompt: Why do you think the writer wrote this book?

Week 8 - Nonfiction

(Optional Prompt)

Directions: Use your free choice independent reading book to answer the question. If you're currently reading a fiction book, use NewsELA or another short text to answer this question. When you're done, reread the question and your answer to make sure you didn't leave any important information out!

Prompt: What does the writer do to keep you interested? Show an example from the text.

Incoming Fifth Grade Summer Reading Packet

Choose at least one fiction prompt and one nonfiction to complete.

Prompt Topic	Genre	Page Number
Setting	Fiction	1
Author Study	Fiction	2
Big Ideas & Messages	Fiction	3
Summarize	Fiction	4
New and Surprising Facts	Nonfiction	5
Author Study	Nonfiction	6
Important Ideas	Nonfiction	7
Text Features	Nonfiction	8

Fiction - Setting

Directions: Use the fiction text you are currently reading to respond to the following prompt. Please write in paragraph format, and answer all parts of the question. You should use details and evidence from your reading to help support your answer, and check over your writing.

Prompt: What is the setting of your book, and why is the setting important to the plot? How might your book be different if the setting took place elsewhere? Use text evidence to support your thinking.

[illegible]

Fiction - Author Study

Directions: Use the fiction text you are currently reading to respond to the following prompt. Please write in paragraph format, and answer all parts of the question. You should use details and evidence from your reading to help support your answer, and check over your writing.

Prompt: What does the writer do to keep the reader interested in the story? Provide examples from the text, and write how it kept you interested.

This image shows a blank sheet of white paper with horizontal ruling lines. The lines are evenly spaced and extend across the width of the page. There are no margins, text, or other markings on the paper.

Fiction - Big Ideas & Messages

Directions: Use the fiction text you are currently reading to respond to the following prompt. Please write in paragraph format, and answer all parts of the question. You should use details and evidence from your reading to help support your answer, and check over your writing.

Prompt: What are the big ideas, or messages, in this story? Use details from the text to support your thinking. How do you find the message?

This image shows a single sheet of white paper with horizontal blue or grey ruling lines. The lines are evenly spaced and run across the width of the page. There are approximately 20 lines visible. The paper has a slight shadow on the right side, suggesting it's resting on a surface.

Fiction - Summarize

Directions: Use the fiction text you are currently reading to respond to the following prompt. Please write in paragraph format, and answer all parts of the question. You should use details and evidence from your reading to help support your answer, and check over your writing.

Prompt: Summarize the important events in the story. Remember that summaries should be written in order and should include the important details.

This image shows a single sheet of white paper with horizontal ruling lines. The lines are evenly spaced and run across the width of the page. There are no margins, text, or other markings on the paper.

Nonfiction - Surprising Facts

Directions: Use the nonfiction text you are currently reading to respond to the following prompt. Please write in paragraph format, and answer all parts of the question. You should use details and evidence from your reading to help support your answer, and check over your writing.

Prompt: What information do you find the most surprising in your nonfiction text? Discuss a few examples and explain why they were surprising?

[illegible]

Nonfiction - Author Study

Directions: Use the nonfiction text you are currently reading to respond to the optional prompt below. Please write in paragraph format, think deeply about the question, and use text evidence to support your answer.

Prompt: How does the writer organize the information written in this book? How else could the author have organized this information? *Think: text structures, text features, categories, etc.*

This image shows a single sheet of white paper with horizontal ruling lines. The lines are evenly spaced and run across the width of the page. There are no margins, text, or other markings on the paper.

Nonfiction-Important Ideas

Directions: Use the nonfiction text you are currently reading to respond to the following prompt. Please write in paragraph format, and answer all parts of the question. You should use details and evidence from your reading to help support your answer, and check over your writing.

Prompt: What is the main idea in this nonfiction text? Provide text evidence to support the message. How do you find the main idea? Check this out!

This image shows a single sheet of white paper with horizontal ruling lines. The lines are evenly spaced and run across the width of the page. There are no margins, text, or other markings on the paper.

Nonfiction - Text Features

Directions: Use the nonfiction text you are currently reading to respond to the optional prompt below. Please write in paragraph format, think deeply about the question, and use text evidence to support your answer.

Prompt: How are the text features in this book helpful? Provide examples. Then, on the back of this page, draw a text feature you think should be included in the text you read.

This image shows a single sheet of white paper with horizontal blue or grey ruling lines. The lines are evenly spaced and run across the width of the page. There are approximately 20 lines visible. The paper has a slight shadow on its right side, suggesting it's resting on a surface.

