

Shaded Grid Drawing

SHADING: To darken with or add a shadow to, to color so that the shades pass gradually from dark to light.

Proportions: Comparison of size to one another

Photorealism

PHOTOREALISM: is the genre of painting based on making a painting of a photograph.

The Photo-Realist uses the camera and photograph to gather information.

Photo-realist painting cannot exist without the photograph

- In Photorealism, change and movement must be frozen in time which must then be accurately represented by the artist.
- Photo-realists gather their imagery and information with the camera and photograph.

What is a Grid?

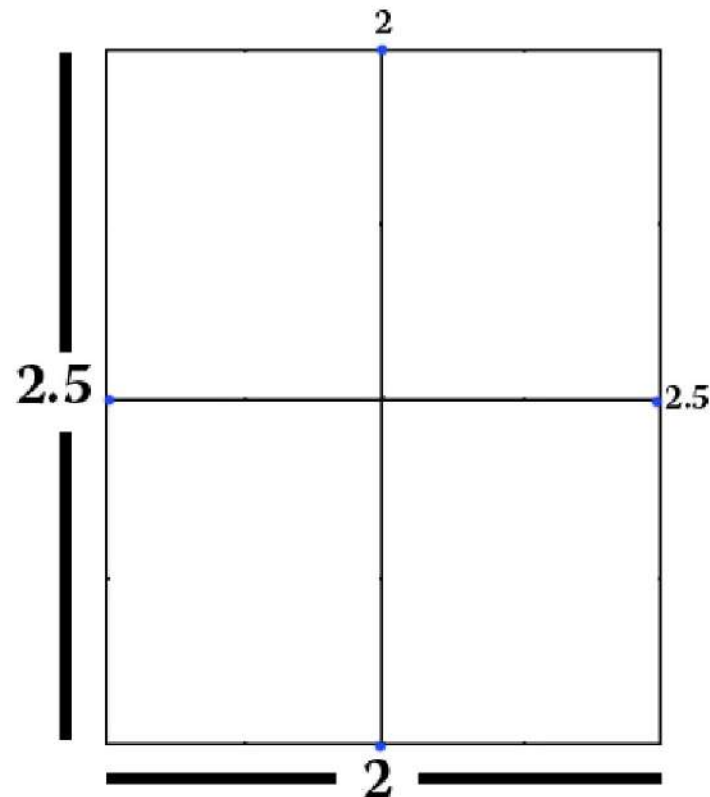
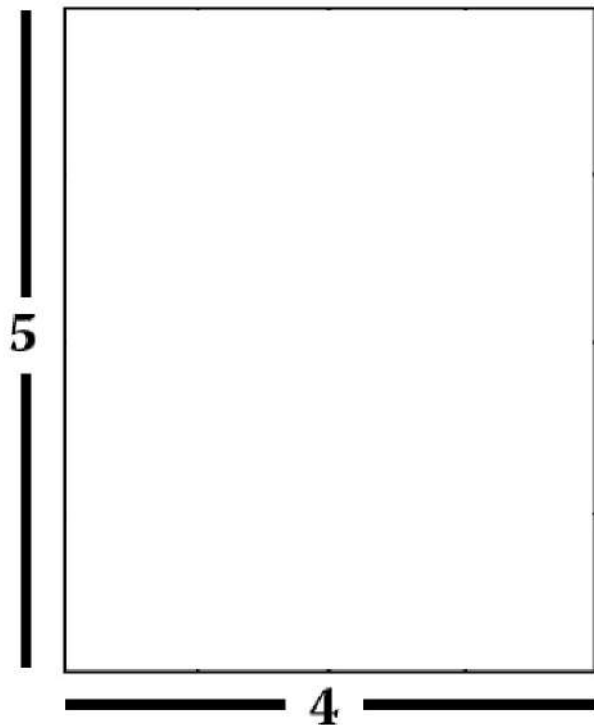
- A two-dimensional structure made up of a series of intersecting vertical and horizontal lines (axes) used to structure content.
- The grid serves as an armature on which a Artist can organize imagery and text in a rational, easy to absorb manner.



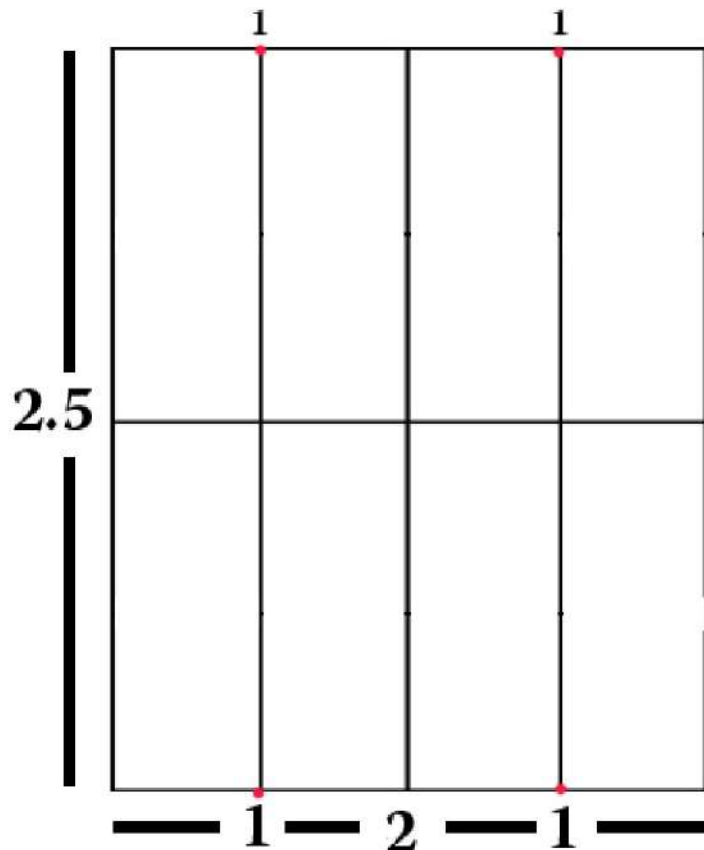
**Video:
Grid method
for Drawing
Outlines**

How do you create a grid?

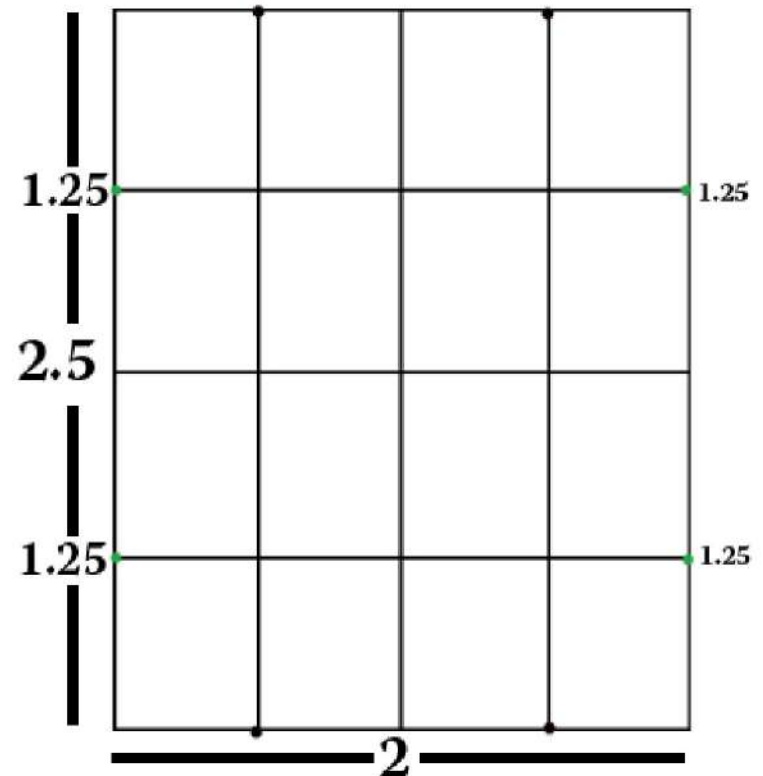
1. Measure height and length of the image in inches
2. Divide the height and width in half and mark with a **dot** on edge and connect the dots with a straight line using a ruler.

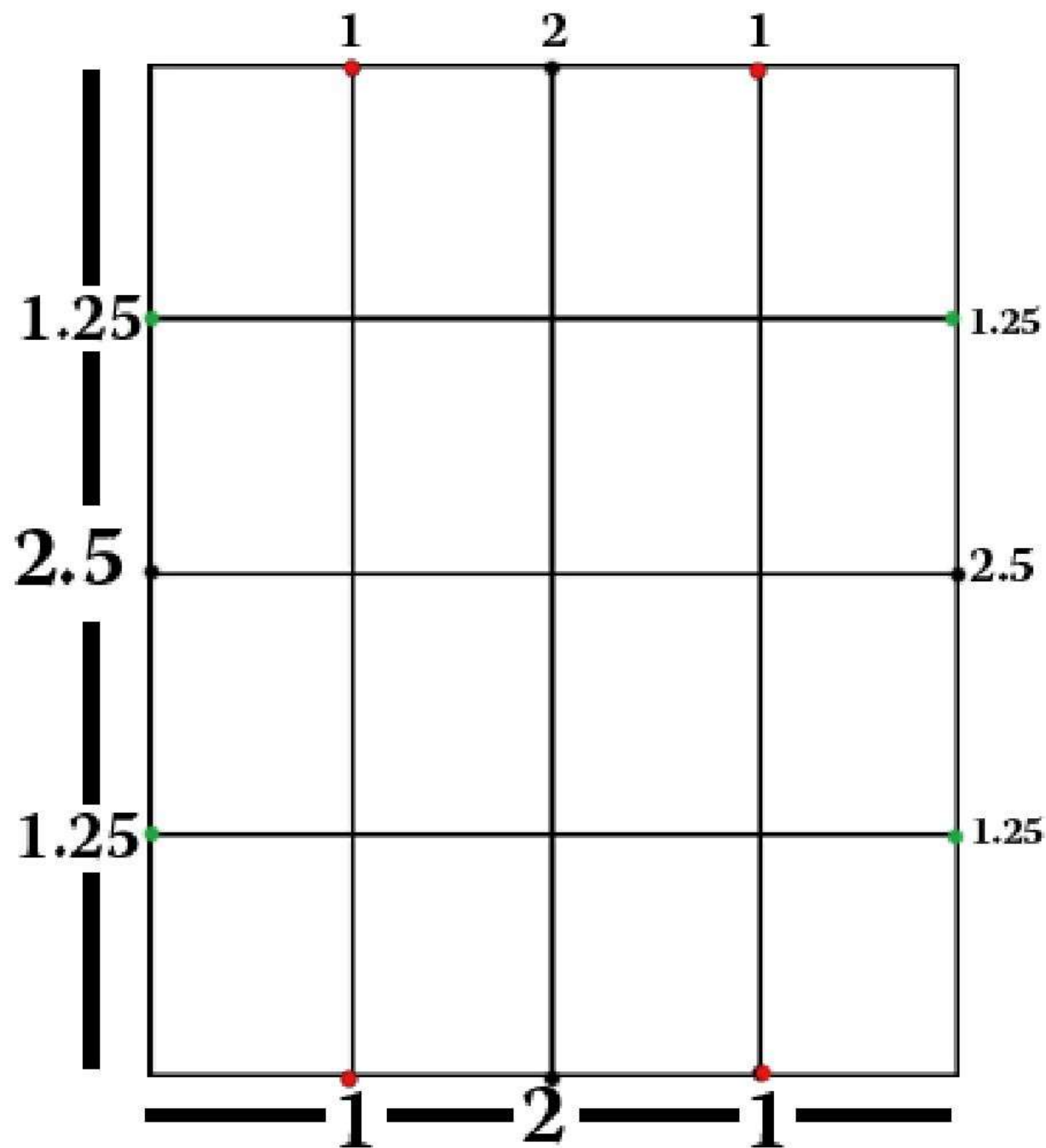


3. Divide both sections of the height in half again and mark with a **dot** on edge and connect the dots with a straight line using a ruler.



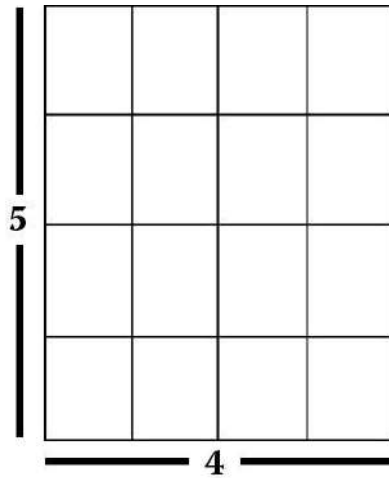
4. Divide both sections of the width in half again and mark with a **dot** on edge and connect the dots with a straight line using a ruler.





Proportion:


- harmonious relation of parts to each other or to the whole
- balance, symmetry
- equal share
- the relation of one part to another or to the whole with respect to magnitude, quantity, or degree : ratio



Determining what size paper is proportionate to the image.


- The image is 4 x 5
 - $4 \times 4 = 16$
 - $5 \times 4 = 20$
- Paper in proportion to the image would then be 16 x 20

20





**Video:
How to draw
using the Grid
method**



Grid Drawing



Graph sketching (10.10.08)



1

2

3

4

5

6

7

A

B

C

D


E

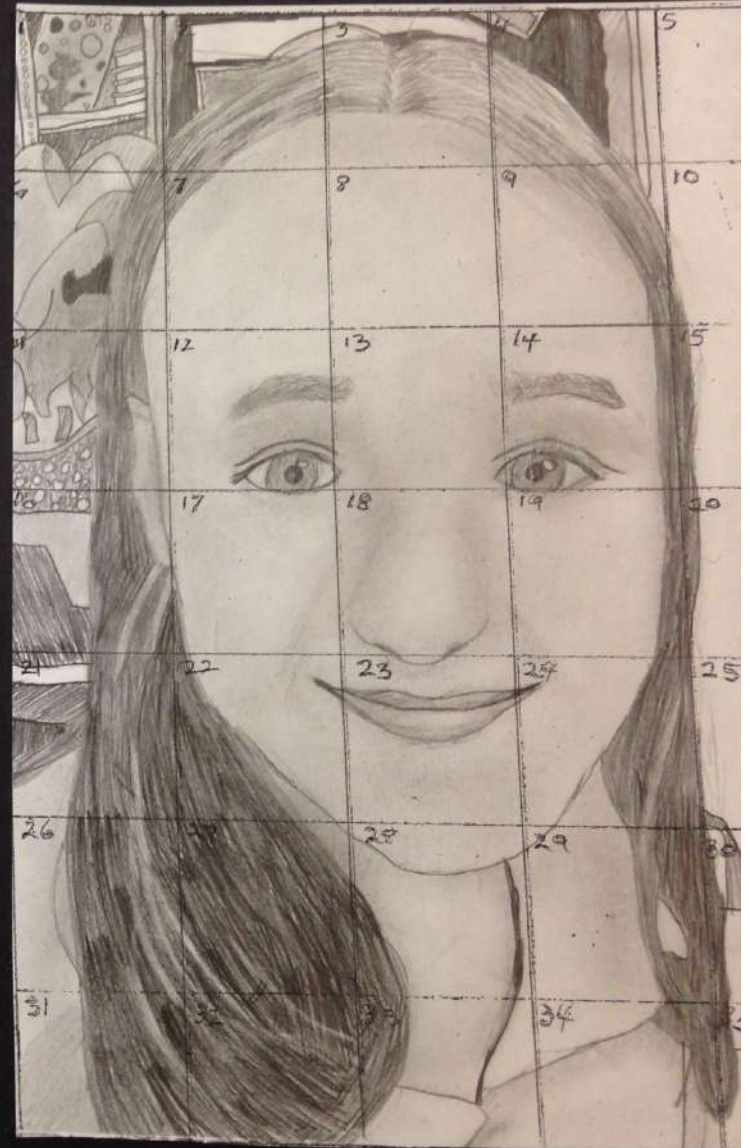
F


G

Student Examples











Grid Method Resources

<https://feltmagnet.com/drawing/Portrait-Drawing-for-the-Ultimate-Beginner-The-Grid-Method>

<https://emptyeasel.com/2014/10/14/how-to-create-an-accurate-drawing-using-the-grid-method/>