

Welcome to Course: 8th Grade & ***Art*** 1, 2, 3, 4

Teacher: Mrs. Schubert

Goals: In this course we will have studio projects and art sketchbook activities that will



Strengthen our artistic eye, Grow our artists heart and Spark our artistic mind

Class Assignments:

🎨 Students will begin with line drawing, then add color and progress through the other elements of art, learning composition and producing works of art including shape, animal or human, symbolic or abstract, perspective and landscape, moving from 2 D to 3 D using various mediums including pencil, marker, oil pastel, acrylic, watercolor, clay, wire, fibers, and found objects.

🎨 Students will participate in collaborative projects and group critiques.

🎨 Students will present their art in various community art shows. Students will have the opportunity to show and sell their art. Please note there is a lab fee of \$25 for this class.

Grading Percentages:

- Tests/ Projects 40%
- Quiz/ Vocabulary 30%
- Class/ Computer Work 20%
- Participation 10%

Grading Philosophy: Students will not only be graded on finished projects but also, in the process, using the Studio Habits of Mind. (Hetland, L., Winner, E., Veenema, S., Sheridan, K. (2013).

Studio thinking 2: The real benefits of visual arts learning. NY. Teachers College Press.)

- Did you? Develop your craft,
- Engage & Persist
- Envision & Revise
- Observe, Reflect, Stretch & Explore

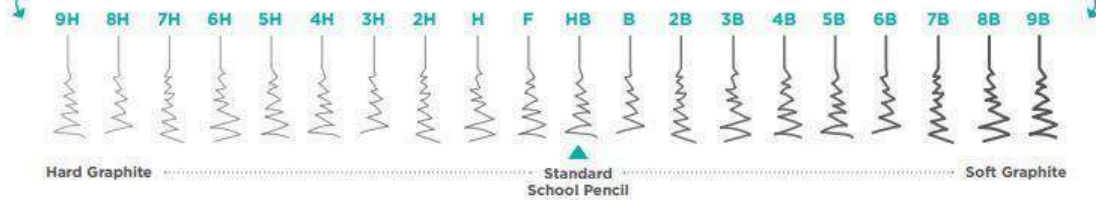
Student Expectations:

- Students are expected to behave in accordance with school policy during school hours and at any public events or exhibits.
- Students are expected to treat each other and their teacher with the utmost respect.

Each student will pay a lab fee of \$25.

WHAT WILL I LEARN IN

Drawing?



I can use drawing techniques to render objects (with highlights, shadows & a light source) in my artwork.

Blending
Hatching
Stippling
Crosshatching
Scumbling

Light Source →



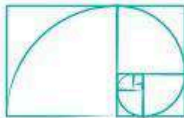
DRAWING VOCABULARY

proportion
placement
highlights
shadow
variety
harmony
value
scale
composition

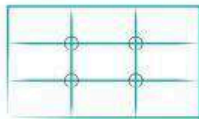
3/4 view
profile
oblique
gesture
tonal range
hierarchy
hatching
cross-hatching
stipple-hatching

cross-hatching
stippling
scumbling
foreshortening
perspective
dominance
contour
blind contour

I can emphasize the subject of my artwork and make it aesthetically pleasing to the viewer by how I arrange my composition.



The Golden Ratio



The Rule of Thirds

I can develop my 8 Studio Habits of Mind

Develop Craft
Engage & Persist
Envision
Express
Observe
Reflect
Stretch & Explore
Understand Art World

I can analyze how the principles are combined to communicate meaning in the creation of, presentation of, or response to visual artworks.

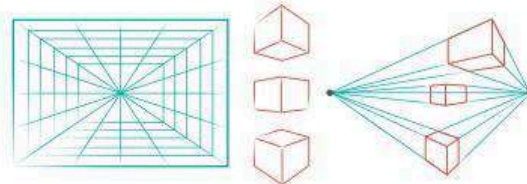
Principles of Design

Pattern
Balance
Contrast

Movement
Emphasis
Rhythm

Unity

I can use various perspective drawing techniques to suggest depth within my work.



Value:

The lightness or darkness of a color.

Tonal Range:

Various shades of grey between absolute black and absolute white.



I can use hierarchy, proportion, and overlapping to create depth in my artwork.

