

ART STYLES RE-CREATION ASSIGNMENT

4 DIFFERENT STYLES
DIFFERENT MEDIA



Choice

Choose 2 simple images, cartoons, or outline that depicts some form of person, or character that has been created by another artist,

*****NOT YOUR OWN CREATION*****



4 STYLES AND DIFFERENT MEDIA



Use **4 different styles** to re-create **the images** you have chosen.

Use **different media**:

Like watercolour, acrylic, pencil crayon, alcohol markers etc. in addition to using 4 different art styles,

DO NOT DO THE WHOLE PIECE USING ONLY ONE MEDIUM.

So basically this becomes a **MIXED MEDIA and MIXED STYLE** assignment.



Art Styles

I have attached several videos for you to see different styles of art.

Cubism, Pointilism, Pop art,

Realism, X-ray, Glitch, Drip,

Glow, Abstract, Line Art, Geometric etc.

**THINK ABOUT WHAT STYLE YOU WANT TO DO
BEFORE YOU SKETCH YOUR IMAGE**

THE DIRECTIONS

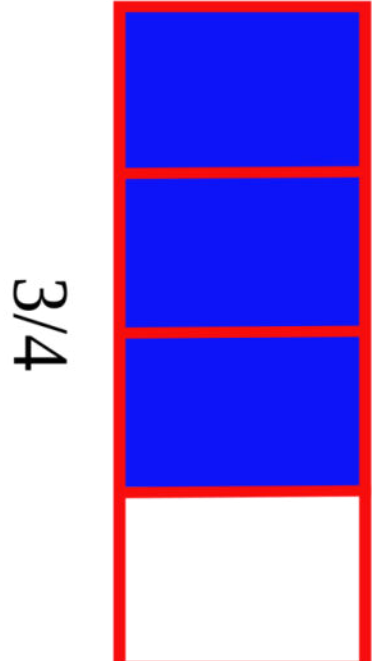


FOR YOUR CHARACTER:

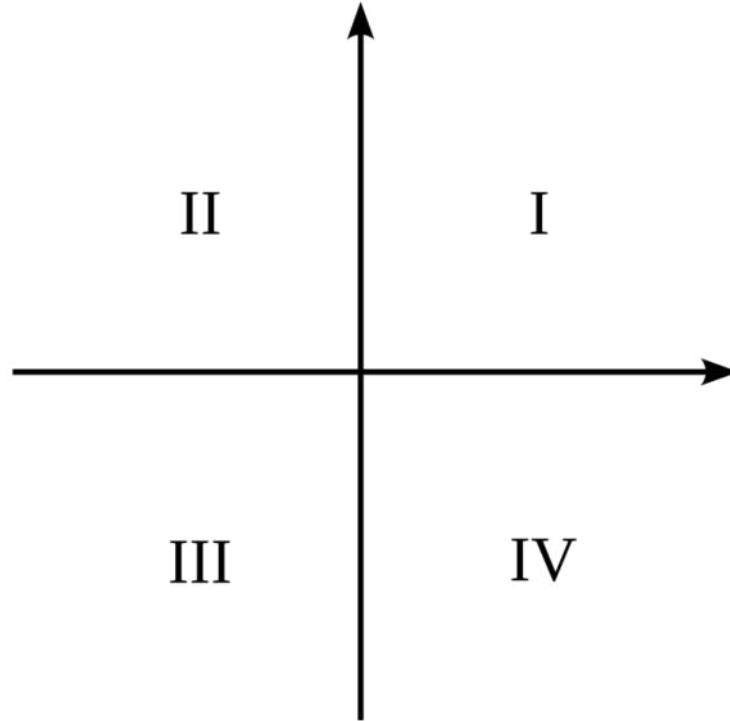
1. Lightly draw the outline of your character on a 9x12" piece of mixed media paper -

Make it big!!

Your image must take up the whole area of the paper!



2. With a RULER - measure and divide your character into 4 separate and equal-sized quadrants.



For your characters

3. In each quadrant you will complete that part of the image using one of 4 DIFFERENT styles of art.

So when you are done, you will have used 4 very different styles

4. TAKE A PHOTO OF YOUR COMPLETED ARTWORK IN
A FRAME ON THE BOARD

AND POST TO YOUR DIGITAL PORTFOLIO FOR FULL
MARKS

MARKS

CHECK OUT THE RUBRIC TO MAKE SURE YOU GET FULL MARKS



#1 For your Character /70 possible marks	Level 4 (14 marks)	Level 3 (10 marks)
Cleanliness of image	Character is created using clean lines; no messy pencil lines showing	Character is sketched without much consideration or effort, pencil lines showing
Media work (See visual rubric)	Solid colouring with no white showing	Mostly solid colouring with some white poking through
Mixed media use over 4 quadrants	At least 3 different media used on a character	Only 2 media used on a character
Spaced used	used up 85-100% of the paper	Used 60-75% of the paper
Use of Styles	Used 4 different styles - one in each quadrant	Did not use 4 different styles

DON'T FORGET YOUR REFLECTION!



REFLECTION: 250 WORD MIN (20 mks) + (10 mks sp/gr)

Consider the following in your reflection and add your own comments:

Describe which media you used and technique/style for each quadrant.

Discuss your process and product.

Do you have a favourite and why do you like it the most?

Which style was the most difficult? If you were to do it again, would you approach your process differently?

What did you enjoy/or not enjoy about this assignment? Which technique do you feel you are most comfortable with?



Bob the Sponge Guy

1. Drip
2. Watercolour
3. Xray
4. Coloured pencil



(25) ART-STYLES



SHOULD

KNOW!

Pointillism









GLITCH EFFECT TUTORIAL




X-RAY

REALISM

GLITCH

DRIP



REALISM

X-RAY

RETRO

GLOW



A photo of each of your final pieces must
be posted to your Digital Portfolio
For full marks