

# Welcome to our Digital Art Show

Mrs. Rangel's  
Semester 2  
Beginning Art  
June 2022





# *About the Slideshow*

- Students were asked to create a slide containing their favorite piece of art they created
  - Not all of the artwork was created for class
  - The slides are not in alphabetical order

# ALEX WARNEKING

## 6TH GRADE



1. The materials I used to create this artwork are Color pencils, printer paper and a normal pencil.
2. The process I used to create this piece is I brainstormed what I was going to draw then I practiced a few times next I lightly drew this the colored it.
3. The elements of art that I used in this artwork are color, shape, form, texture, value and space they are shown in this mostly in the noodles like texture and form

# ALEXIS HERNANDEZ

## 6TH GRADE



1. The materials I used to create this artwork are paper and watercolors.
2. The process I used to create this piece is. I colored in the picture with watercolor.
3. The elements of art that I used in this artwork are... They are shown in texture and some shape.

# ANGELO SQUIRES

## 7TH GRADE



1. I used water colors and a brush
2. I pressed down the brush to make it thick and fade into a different color
3. I used fading to make it look better

# BRIANNA ALLAN

## 6TH GRADE



The materials I used to create this artwork are... Color pencil, marker, pencil, construction paper.

The process I used to create this piece is... Draw graffiti shade and highlight use bold colors and done.

The elements of art that I used in this artwork are... They are shown in... Shading, 3d Shape-ish? Value.

# CARA ALANIS


## 6TH GRADE



1. The materials I used to create this artwork are printed paper and markers.
2. The process I used to create this piece is looking up some designs I liked and looked at it and copied it and drew things I think are cool.
3. The elements of art that I used in this artwork are shapes and color. They are shown in the front and the laces.

# DAIJHA + ROPER

## 6TH GRADE



1. The materials I used to create this artwork were color pencils.
2. The process I used to create this piece is...
3. The elements of art that I used in this artwork are shape, color, texture. They are shown in how I draw the crab (shape), I colored the whole thing (color), and the texture is made from the color pencil.

# ELLIE GEESEY

## 6TH GRADE



1. The materials I used to create this artwork are drawing paper, pencil, color pencil.
2. The process I used to create this piece is making random lines and circle. And then doodling random stuff on it. Then coloring over it all.
3. The elements of art that I used in this artwork are line shape, color, form. They are shown in random line, shapes and bright colors.

# EMMA STAR

## 7TH GRADE



1. The materials I used to create this artwork are water colors and paint brushes.
2. The process I used to create this piece is by doing what the instruction said to do.
3. The elements of art that I used in this artwork are value, and shapes.

# GENESIS WILLIAMS


## 6TH GRADE



1. The materials I used to create this artwork are pencils, colored pencils
2. The process I used to create this piece is taking a pencil and start sketching what i wanted and then i used some colored pencils.
3. The elements of art that I used in this artwork are shading, They are shown in my artwork.

# GRAYDEN GARTON

## 6TH GRADE



1. The materials I used to create this artwork were a pencil.
2. The process I used to create this piece is the base of it, then I added the rest of it.
3. I don't know the elements of art that I used in this artwork


**CHARLISE MENTZER**  
**7TH GRADE**



1. The materials I used to create this artwork are Crayons and colored pencil.
2. The process I used to create this piece is i looked at the original artwork and tried my best to recreate it with the shades.
3. The elements of art that I used in this artwork are colors, texture, and value. They are shown in

# JOCELYNN ROTTELO

## 6TH GRADE



1. The materials I used to create this artwork are... i shaded with the shading pencils
2. The process I used to create this piece is... i used shading pencils for my artwork
3. The elements of art that I used in this artwork are... i used organic shapes They are shown in...the

# FIRST + LAST NAMES

## 6TH GRADE



1. The materials I used to create this artwork are  
1 colored pencil
2. The process I used to create this piece i first did lines then shaped the cone then drew lines agin that wre smiley face frowny face.
3. The elements of art that I used in this artwork are... They are shown in detail

**KRIS GRIMES**  
**6TH GRADE**



1. The materials I used to create this artwork are watercolor paper, watercolor and brushes
2. The process I used to create this piece is I started with the sky, then moved onto the trees, and then colored the rest.
3. The elements of art that I used in this artwork are color and value in the sky. They are shown Everywhere

# LOGAN HALL

## 6TH GRADE



1. The materials I used to create this artwork are pastels and construction paper.
2. The process I used to create this piece is I first used the pink to make the flower petals then I made the polin inside the flower next I made the lily pads and then I did the water and finally I made the two coy fish.
3. The elements of art that I used in this artwork are texture and space. They are shown in the front lily pad is shiny as if it is wet and the lily pads look smaller in certain areas because they are further away.

**QUINN KENNEDY**  
**7TH GRADE**



1. The materials I used to create this artwork are thick paper and pastel crayons.
2. The process I used to create this piece is blending and filling in.
3. The elements of art that I used in this artwork are shape color shading and space in They are shown in my artwork.

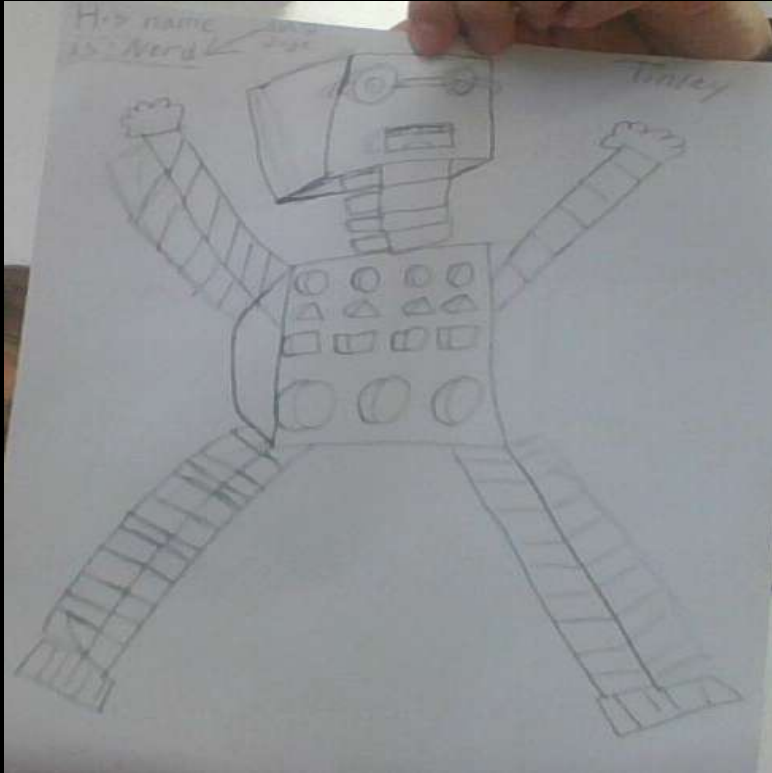
**SOFIA VELHO**  
**6TH GRADE**



1. Water paints as in purple, blue and i used salt to give it texture.
2. I used paint to color the geode and i used salt to give it a geode texture.
3. I used shading to make it look like a geode and for texture, i used paint to make it look spikey to make it look like crystals. I used value as well from dark purple to light purple.

# TINLEY FOSTER - HUGILL

## 6TH GRADE



1. The materials I used to create this artwork are... pencil
2. The process I used to create this piece is... i did the head first then the body .
3. The elements of art that I used in this artwork are... They are shown in...shape and form and value

# ZOEE NUZUM

## 6TH GRADE



1. The materials I used to create this artwork are salt, paint brushes and water colors.
2. The process I used to create this piece is I brainstorm how I was going to draw the circle, and started to paint with random colors.
3. The elements of art that I used in this artwork are They are shown in the picture i used salt, a pencil, and random water colors, i also used color and texture.


**AUSTIN HAYDEN**  
**8TH GRADE**



1. The materials I used to create this artwork was a pencil.
2. The process I used to create this piece is drawing on square on the grid at a time..
3. The elements of art that I used in this artwork are line and shape. They are shown in the penguin that I drew.

# BRADY + CLAUGHTON

## 7TH GRADE



1. The materials I used to create this artwork are colored pencil, and regular pencil
2. The process I used to create this piece is the process I did was I grabbed a piece of grid paper then started with the antlers, then I drew out the head, next I drew the rest of the body, finally I colored the body.
3. The elements of art that I used in this artwork are They are shown in value on the belly , line for the body, shape for the antlers, and color for the entire body

CAITLIN COOLEY  
7TH GRADE



1. The materials I used to create this artwork are drawing paper, pencil, and colored pencils.
2. The process I used to create this piece is pattern and different colors to show things that I like.
3. The elements of art that I used in this artwork are pattern, Space, and color. For space I overlapped objects.

# CHAYDEN KOONTZ

## 6TH GRADE



1. The materials I used to create this artwork are...marker
2. The process I used to create this piece is... american flag
3. The elements of art that I used in this artwork are... They are shown in... line

**ELIZA TORRES**  
**7TH GRADE**



1. The materials I used to create this artwork are pencil, markers (washable), sharpie, and watercolor paper.
2. The process I used to create this piece is to find a shape random" and then make something out of it, make traces outline it and then make shapes.
3. The elements of art that I used in this artwork are lines, shapes, color, and emotion. They are shown in the faces, on the outside of the faces and the shapes floating around.

# FIRST + LAST NAMES \_TH GRADE



1. The materials I used to create this artwork are...oil pastel and black construction paper
2. The process I used to create this piece is... I just went for it
3. The elements of art that I used in this artwork are... They are shown in... value, shape, texture and space.

# EZEKIEL WOODS

## 7TH GRADE



1. The materials I used to create this artwork are...  
markers
2. The process I used to create this piece is...  
Step by step
3. The elements of art that I used in this artwork are... They are shown in  
shape line shape and  
shading line and color

# GABRYL GUZMAN


## 6TH GRADE



1. The materials I used to create this artwork are pencil and paper.
2. The process I used to create this piece is mistakes and sribbles.
3. The elements of art that I used in this artwork are abstract shape and freedom lines. They are shown in shirt, pants, and head.

# HELO STARK

## 6TH GRADE



create this artwork are  
Pencil, paper

2. The process I used to create this piece is... Creating a basic square in the middle, and then adding curved lines out of each vertex.
3. The elements of art that I used in this artwork are value, shape, and line They are shown by the shading being in peculiar places it might not be to get an illusion, and the line how its very soft and connected. The shapes are very

# HUNTER DAVIS

## 7TH GRADE



1. The materials I used to create this artwork are paper and pencil.
2. The process I used to create this piece is time.
3. The elements of art that I used in this artwork are density, shading, size and shadows. They are shown in the legs, neck and tail.

# IAN BUDERUS

## 6TH GRADE



1. The materials I used to create this artwork are... Oil pastels
2. The process I used to create this piece is... Followed an art tutorial and blended with white pastel
3. The elements of art that I used in this artwork are... They are shown in... I used value to blend in the colors

**JADE<3 + SETZER/MONTOYA:)**  
**7TH GRADE**



1. The materials I used to create this artwork are...Art Paper, and a Pen
2. The process I used to create this piece is...I traced out everything in pen then trimmed the paper to be smaller and then I filled in a few things to add to it I guess?
3. The elements of art that I used in this artwork are...Layering They are shown in... the flowers because the petals intersect

# KOHN FITZPATRICK

## 7TH GRADE



1. The materials I used to create this artwork are a pencil and blank white paper.
2. The process I used to create this piece is think of a character (or multiple,) and make simple shapes that it/they have.
3. The element of art that I used in this artwork is value in the wings, legs, crests, mouth, nostril and abdomen.

# LILLY PERKINS


## 8TH GRADE



1. The materials I used to create this artwork are Pencil, Ballpoint pen, color pencils
2. The process I used to create this piece is i first use the pencil to draw it, then I trace with ballpoint pen, last i colored it in
3. The elements of art that I used in this artwork are selfcare They are shown in Google letters

# FIRST + LAST NAMES NOVA CONDRON

## 6TH GRADE



1. The materials I used to create this artwork are...pencil
2. The process I used to create this piece is...I squiggled and shaded.
3. The elements of art that I used in this artwork are... They are shown in...line and texture.

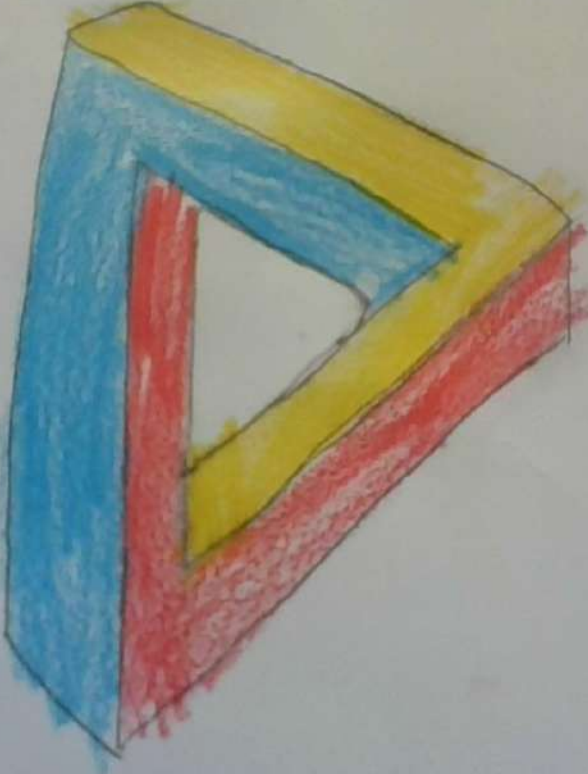
**SAM SIMMONS**  
**7TH GRADE**



1. The materials I used to create this artwork are...printer paper  
pencil colored pencil
2. The process I used to create this piece is...  
Art video
3. The elements of art that I used in this artwork are... They are shown in...coloring in the red parts

# TIMOTHY PRICE

## 6TH GRADE



1. The materials I used to create this artwork are drawing paper, and pencil, and lots of practice.
2. The process I used to create this piece is I went in a triangle over and over until it turned out like this.
3. The elements of art that I used in this artwork are They are shown line then over.

# VICTORIA SWEOWAT

## 7TH GRADE



1. The materials I used to create this artwork are...  
Water color and water color paper
2. The process I used to create this piece is...  
I used water color and painted inside of the lines
3. The elements of art that I used in this artwork are... They are shown in...

The background is a light gray with several abstract watercolor-style elements. There are large, soft-edged white and light blue shapes. Scattered around are smaller, more defined shapes in orange, yellow, pink, and dark blue. Thin, dark blue lines meander across the page, some forming loops or borders around the text area.

# *Thanks for Viewing!*

Mrs. Rangel's Semester 2 Beginning Art