

Dallastown High School Art Department


- Student Responsibilities
- Rules & Grading Policies



Student Responsibilities #1

- Be in the room and ready to work at the bell.

**IF YOU'RE LATE MORE THAN 3 TIMES
YOU WILL RECEIVE A DETENTION**



- This means that once the bell rings you are in the room. No exceptions

Extra Studio Time and Lav Pass

- For extra studio time, see ART teachers in ADVANCE for a pass to work during a free period. No one will be admitted with a pass from another teacher.
- Restroom, water fountain and locker passes are given out upon request. No abuse of the privilege is tolerated.
- **YOU MUST HAVE A PASS EVERYTIME YOU LEAVE THE ROOM.**

<i>Pass</i>			
Name _____	Grade _____		
From _____	To _____	Period _____	
Time left _____	Returned _____		
Date _____	Teacher _____		

Student Responsibilities #2

- Be prepared for class - bring a pencil and necessary art materials.



Student Responsibilities #3

- Students are expected to work on their art projects for the entire class period.




Student Responsibilities #4

- Be courteous of others - work quietly.



Student Responsibilities #5

- Be respectful of other people and their artwork.



Student Responsibilities #6

- Place your **FIRST** and **LAST** name and **SECTION COLOR/NAME** on all written work and projects.




Student Responsibilities #7

- You are required to keep a notebook to track your grades, due dates, and all written work.




Student Responsibilities #8

- Turn in all work by the due dates.
- ***-10% per day late will be deducted from late work.***
- Not turning in your
- work will result in a
- lower grade and possibly
- after school time to
- make up work.



Student Responsibilities #9

Clean all tools and work areas by end of class. A student who loses, abuses or destroys a book or any course material or equipment that has been assigned to his/her care is responsible for its replacement cost.



• Student Responsibilities #10

- Dismissal is from your **SEAT**.
- Do not stand at the door.



GRADING

- Students are given every opportunity to achieve the best possible grade. It is difficult to evaluate art, however the following system has been developed to grade student performance and work:




Art Projects

- All major projects are course requirements.
- Failure to complete a major project will greatly affect your grade and/or could result in a failing grade for the marking period.



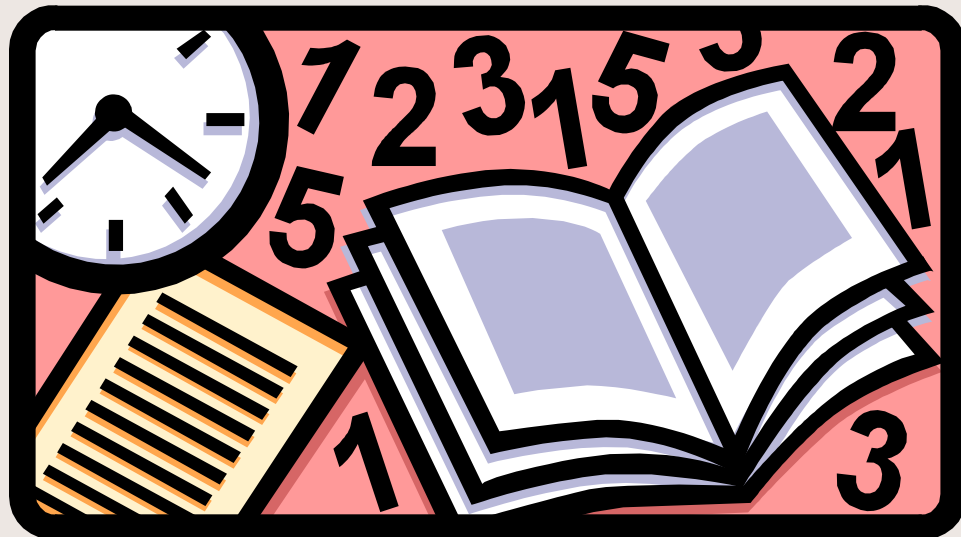
Reflection/Evaluation Forms:

- Upon completion of project, student will respond to the work in an effort to view the artwork more critically.
- The categories for the basis of the evaluation are listed on the sheet and will be rated by both student and teacher.
- The written reflection evaluation (rubric) form will be submitted with the completed art project.



Homework & Tests

- Sketches - Students will be required to draw a sketch of his/her imagined project.
- Visual references
- Quizzes
- Tests



Final Portfolio Presentation

- You will present your final portfolio of work to the teacher for critique.




Semester Art Show

- All students must submit course work for the art show Digitally for now
- Number of required pieces is dependent upon course & instructor.
- Artwork must be ready for presentation purposes.



Drawing, Painting & Ceramics

- Sketchbooks will be checked on a weekly basis.
- Late sketchbooks will receive -10% each class period that it is not complete.



Reminder:

- All artwork must be school appropriate.
- Artwork that includes the following subject matter is unacceptable:
drugs, smoking, alcohol,
nudity and violence.



- All artwork must be ORIGINAL.
PLAGIARISM will result in failure of
project!



Fire Drill

- The first person opens the door, please open:
- If you are in room 252 we will exit the room and make a left out **door 13** (above glass doors). Go down tennis court hill in front of the first set of bleachers. Line up and wait for teacher to meet you.
- Room 209 Graphics Lab go out **Door 41** (Main Lobby). Go down main road to field hockey field. Go up the hill and look for the teacher to meet you.
- Move quickly and quietly.



LOCKDOWN

- In case of an emergency you may hear the new term

- “LOCKDOWN”

- With that you will hear what is going on.

- This will replace:

- Code Red and Code Blue

Electronic Devices

- At no time, unless directed by the teacher, are electronic devices to be used in class. You will receive **ONE** warning. The second will result in a detention. The third will result in an office referral.
- NO EXCUSES!!!!
- You may use them before and after school, during lunch and in the hallways.



Dress Code

- Please review the dress code and take into consideration what Mr. Hostetter talked with about the first day of school when you get dressed in the morning.
- If you are in violation of a dress code item, I will **automatically** send you to the office for them to deal with. There is no discussion about the violation.