

Welcome to *Gladwin High School* ART



2021-2022 Class Syllabus

Ms. Billman • Room 213 • msbillman@gladwinschools.net • 989-426-7341

Our year long course is filled with **projects and activities** that will boost your **critical thinking**, improve your **team work skills**, grow your **creativity**, and develop your **communication** skills through writing and talking about art.

We will focus our exploration of the art world through Studio Habits and Project Creation!

In this class you will....

- **Learn** creative problem solving skills through assignments that are designed to teach art skills.
- Have the **Opportunity** to become familiar with basic art techniques, terminology, and art appreciation.
- **Use** art criticism (discussion), aesthetics (beauty and understanding), and production.
- **Develop** into well rounded individuals who can creatively interact in today's society environment.
- **Grow** in your understanding of the arts through reading, writing, and critical thinking while becoming aware of social issues and world cultures!



Year at a Glance.....

- Meet the Artist
- Sketch Books and Art Journals
- Drawing: pencil, colored pencil, charcoal, pastels
- Painting: ink, tempera, watercolor, acrylic
- Creative Reflections and art talks!
- Sculpture: paper, junk, found objects



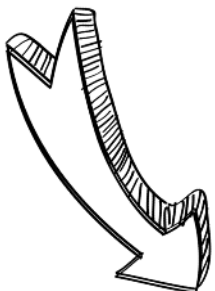
Required Materials For all Art Classes.....

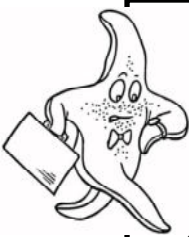
- A sketch book or drawing paper. (See attached for kits)
- Wooden Pencils (mechanical pencils will NOT be allowed)
- A folder for notes and study guides
- 4 Black sharpie markers: 2 fine tip & 2 ultra-fine tip
- Art Supplies:
 - Cap erasers
 - 1 roll of masking tape
 - 1 glue stick
 - Colored Pencils
 - Ruler



Suggested Materials and Special Supplies....

- Specialty supplies. If students choose to do a project that cannot be supplied through the school then they will be required to bring in their own supplies.
- Pencil cases are very helpful for keeping and not losing or damaging your drawing materials. Especially during transport!





Project LATE WORK:

Late work will be accepted .
However, the amount of
points will be earned based
on individual
circumstances.

Class time usage matters,
make sure you are using
yours regardless of location!!

Reminder!

A = excellent work


B = above average work

C= average work, met
requirements

D = low average

Advocate for Yourself!

Been working hard but
NEED more time?
Talk to me!



A B C D F



The part everyone is nervous about.... Grading

All project grading will be done on **rubrics**.

- *Students will not receive a project grade without first filling out a rubric.* Rubrics will lay out what they are specifically being graded on, offer a place for students to write to me about their project, grade themselves, and finally- a place for me to grade them.
- We allow students the opportunity to redo work marked as inaccurate for full points, however, a full and faithful effort must have been attempted the first time. Teacher discretion may be used to determine if you are allowed to redo/re-submit for more pts.
- Credit or no credit- pencil checks, some sketchbook activities, homework, in class work.
- Homework: Short assignments will be given as needed
- Pencil Checks: students are required to have a pencil when they come to class.
- Completed Compositions: Completed by assigned due dates
- Written papers: Art topics given
- File Folder: ALL RUBRICS/HANDOUTS/NOTES MUST BE KEPT (hint: exams!)
- Participation and Attendance*: Attitude, critique, clean-up, work ethic, and behavior
- Sketch books- all classes are expected to keep a sketch book. You will receive specific topics as well as open opportunities to use your sketchbook.

Each student is graded on an individual basis. No cross-class/student comparisons will be made. I grade on my expectations of you and your growth as an individual.

Making art takes a lot of effort.

If you want a good grade, put in a good effort!

Missed Class Time.....



- Each day of productive work during the entire hour is worth 5-10 points.
- If you are absent, you have the opportunity to make up those points so your grade will not suffer.
- Arrangements for this must be done BY YOU within 24 hours of your return.
- These points are kept track of on the project rubrics and will affect your overall grade.
- YOU WILL NOT BE GIVEN AN EXTENSION AT THE END OF A PROJECT FOR MISSED CLASS TIME.
- You must make up that time the same way you do any other classwork/homework.
- **It is your responsibility to ask what you missed and get any worksheets or materials needed.** If you choose not to get your missed work upon return you will lose points and your assignment will be considered late.

When can students get extra help or make up missed time?

1. Before school, please make arrangements prior
2. At lunch
3. During Intervention
4. After school on Thursdays during art club from 3:30-5:00

One Rule to Rule Them All...

There is one rule in my classroom that all other rules will fall under.

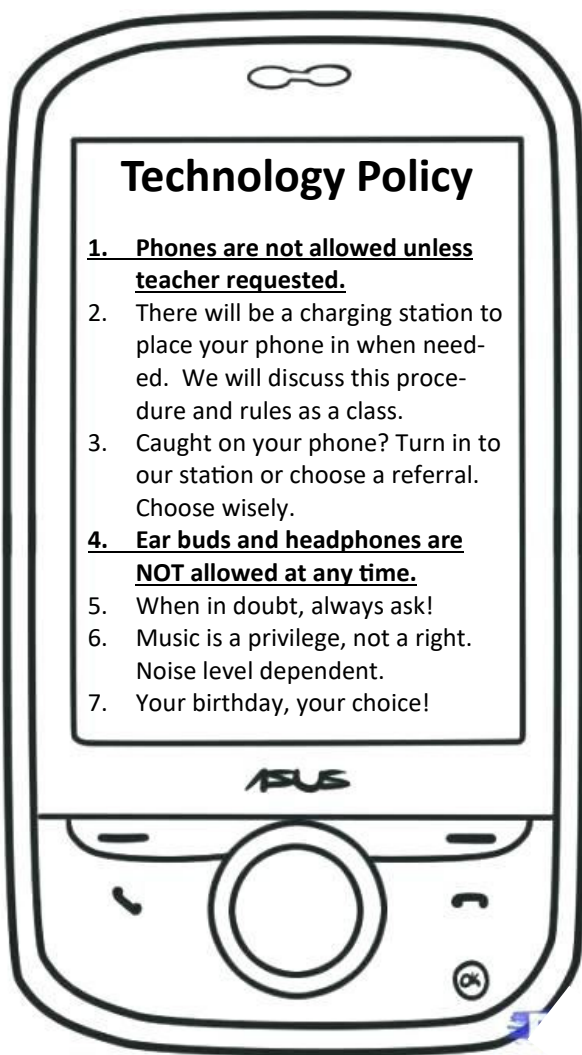
It is simple, easy to remember, and will require no special work on your part.

Choose RESPECT

- **Respect Yourself**
- **Respect Your Classmates**
- **Respect Your Teachers and ALL Other Staff**
- **Respect Our Room**
- **Respect Our School!**

"You have brains in your head.
Your feet in your shoes.
You can steer yourself
in any direction you choose."





Technology Policy

1. Phones are not allowed unless teacher requested.
2. There will be a charging station to place your phone in when needed. We will discuss this procedure and rules as a class.
3. Caught on your phone? Turn in to our station or choose a referral. Choose wisely.
4. Ear buds and headphones are NOT allowed at any time.
5. When in doubt, always ask!
6. Music is a privilege, not a right. Noise level dependent.
7. Your birthday, your choice!

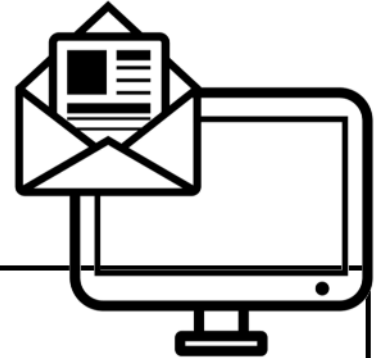
Google Classroom.....

We will be doing a lot with Google Classroom this year!

- If we go "Remote" this is where you will get your assignments, watch tutorials, and turn in work.
- Turning in Assignments: photographs!
- Communication– Email, Email, Email
 - Seriously, email me! I can check them quickly and easily from anywhere!
- Remind App– you can text me with questions. Any traveling student is required to have this downloaded and usable!

My Google Classroom Code is:

My Remind App Code is:



Best Way to Reach Ms. Billman or Get Help....

There are three ways to easily reach me

- Most effective: Email at msbillman@gladwinschools.net
- Google Classroom
- Phone & Remind App: you can call the school and ask to speak with me during my conference period (9:23-10:16).
 - Phone messages are only checked weekly and are NOT the best way to get ahold of me, please email when possible.

Doing Art and Managing Covid

Guys, we are going to be ok!

We still have things to figure out but we will do it together! We will try new things, stick with what works, get rid of stuff that doesn't, and make art!

In order to be successful at creating, earning decent grades, and enjoying school during this time, please do these things as they really do help.

1. Be flexible– things change!
2. Manage your stress: Body, Mind, Soul
3. Ask questions, give suggestions, BE POSITIVE! I cannot think of everything and I am more than willing to listen to your ideas. We're in this together!
4. Don't blow off your remote learning work if you have to work from home. This is HUGE. You must keep up on your work.
5. Log in to, monitor, and manage your Google classroom daily.
6. Do your own work. Not your siblings or friends. Don't ask adults to do it for you. No one wins when you cheat, especially not your grades.
7. Give yourself, your teachers, and your parents grace. We are returning to more normal activities and catching up on things we missed. This has never been done before and things might be different, uncomfortable, or gone all together. It is ok to be sad, angry, or upset. It is not ok to stay that way, take it out on others, or be mean to yourself. Give everyone, including yourself, grace to grow!
8. Support your friends.

Creative Reflections 2022