

Notan:

Opposites Attract

**A Study In Line, Shape, Pattern,
and Positive/Negative Space**

Art 1

SCVAS

I Can:

- combine several elements of art to express ideas. (VA.CR.NM.1)
- share and use art materials and tools in a safe and responsible manner. (VA.CR.NL.2)
- demonstrate care for my artwork and materials. (VA.CR.NL.2.1)
- name and use some of the elements of art. (VA.P.NL.3.1)
- share my artwork. (VA.P.NL.4.1)
- show connections between visual art and other subjects in my school. (VA.C.NL.7.1)

Objectives

- Vocab
- Vocab assignment on schoology

Vocabulary

- Notan- is a Japanese design concept involving the play and placement of light and dark elements as they are placed next to the other in the composition of art and imagery.
- Abstract- Art that looks as if it contains little or no recognizable or realistic forms from the physical world. Focus is on formal elements such as colors, lines, or shapes. Artists often "abstract" objects by changing, simplifying, or exaggerating what they see.

Vocabulary

- Positive space - space in an artwork that is positive—filled with something, such as lines, designs, color, or shapes. The opposite of negative space.
- Negative space - Empty space in an artwork, a void.
- Mirrored Image- is a reflected duplication of an object that appears almost identical, but is reversed in the direction perpendicular to the **mirror** surface
- Neutral - A color not associated with a hue. Neutral colors include browns, blacks, grays, and whites. A hue can be neutralized by adding some of its complement to it.

Vocabulary

- Line- continuous mark
- Shape- enclosed space
- Pattern- when elements such as shape, line, color and texture repeat in a work of art
- Variety- A principle of design that refers to a way of combining elements of art, such as the use of many different hues, values, lines, textures, and shapes.
- Symmetrical Balance- when an artwork is the same on both sides. Equally balanced.

Vocabulary

What subjects do these apply to???

- Notan
- Abstract
- Positive Space
- Negative Space
- Mirrored Image
- Neutral Colors
- Line
- Shape
- Pattern
- Variety
- Symmetrical balance

Objectives

- Notan Article- assignment on schoology
- Discussion: (Take Notes)
 - Lines
 - Shapes
 - Positive/negative space
 - Abstraction
 - Symmetry

Lines & Shapes





Schoology Assignment

Take out your Sketchbooks to take drawing notes.


- ❖ Line Directions vs. Line Types....
- ❖ How does line affect shape?
- ❖ Two classifications of shapes...What are they? How are they different?

Artwork




- POSITIVE SPACE
- NEGATIVE SPACE
- ABSTRACTION
- SYMMETRY/MIRRORING

G



Artwork




- POSITIVE SPACE
- NEGATIVE SPACE
- ABSTRACTION
- SYMMETRY/MIRRORING

Teacher Example



Student Examples



Objectives

- Brainstorm Ideas
- Sketch
- Create final artwork
- Vocab quiz
- Critique
- Submit artwork on schoology

Notan Design

Be S.M.A.R.T.

Specific: Exactly what is it you want to accomplish? The more detailed and specific, the better.

Measurable: In what ways can you measure your goal so that you know you're making progress? That you've succeeded!

Attainable: Is this goal something you know you can actually accomplish?

Realistic: Do you have the capabilities, resources and physical abilities to reach your goal? Really?

Time-bound: How much time will you allow yourself to accomplish this goal?

Notan Design

Click [here](#) for full detailed directions.

Click [here](#) for rubric.

Black vs. White:

- ❖ The design needs to flow from black to white or white to black.
 - What do I need to do to make this happen?
 - Research Notan designs
 - Have a plan that works
 - Design needs a theme or connected idea
 - Checks and balances throughout making artwork

Brainstorm & Sketch

- ❖ Lines
- ❖ Shapes
- ❖ Symmetry
- ❖ Abstract
- ❖ Colors need to be opposite (Notan)
- ❖ Make sure it flows

Create Final

- ❖ Redraw Sketch
- ❖ Color Final
 - get rid of streaks
 - get rid of white bits
 - color 2x's
- ❖ Erase any pencil lines
- ❖ Craftsmanship is a must

Critique

Choose 4 different artworks and answer one for each.

- ❖ My first impression of this piece is...because...
- ❖ In this piece I can see...
- ❖ The part of this piece that I find most interesting is...because...
- ❖ This piece of artwork makes me feel....because...