

What is AP Exam Review?

AP Exam Review* is an online test preparation program that uses diagnostic tests, prescriptive study plans, and content aligned to the College Board standards to individually prepare students for their AP Exams.

AP Exam Review is different from other Apex Learning® courses in that it is 100% student-driven. Activities are for diagnostic and study purposes only; students do not receive grades for AP Exam Review courses. While AP certified Apex Learning instructors are on call via online discussions, AP Exam Review courses are not assigned teachers. Instead, mentors play a key role in motivating students and promoting success on their AP exams.

Getting Started Checklist

- ☐ Get access to the resources you will need to succeed in class:
 - ☐ Computer with internet access.
 - ☐ A space to complete work.
- ☐ Sign in and reset your password.
- ☐ Set up security questions and confirm your email address.
- ☐ Launch the course window by selecting the AP Exam Review title from the My Dashboard screen.
- ☐ Visit Help > Getting Started and review the AP Exam Review Student resources and videos.

Sign In

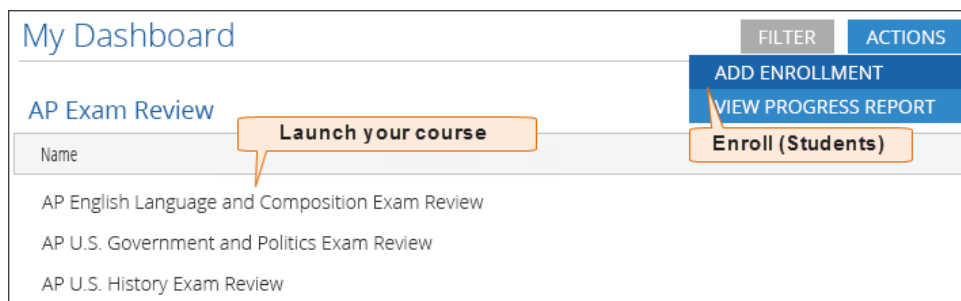
Sign in to Apex Learning at: <http://www.apexvs.com>. (If your school has told you to use a different sign in page, go there instead.) If you don't know your username or password, contact a staff member at your school for help.

Tip: For security reasons, Apex Learning Support does not distribute sign in information.

My Dashboard

Once you sign in, you will land on the **My Dashboard** screen. From here you can:

- Launch your AP Exam Review enrollment
- Enroll in new AP Exam Review enrollments



*Advanced Placement and AP are registered trademarks of the College Board, which was not involved in the production of, and does not endorse, AP Exam Review.

Enrolling

Students

Students are enrolled in AP Exam Review as follows:

1. Students self-enroll by clicking **Actions** and selecting **Add Enrollment** from the drop-down menu. To self-enroll, students will need an enrollment code (Ecode) provided by their site coordinator. **CODES ARE LOCATED AT END OF THIS DOCUMENT**

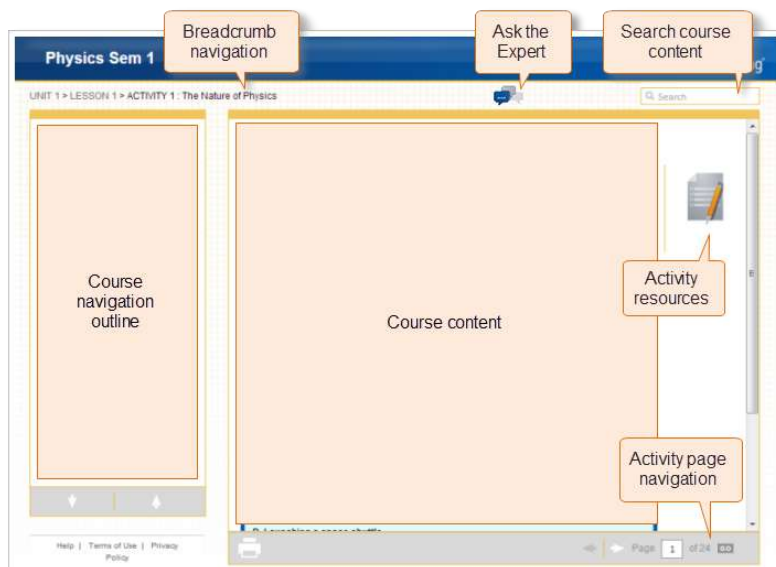
Mentors

To mentor an AP Exam Review course, mentors must click the **Mentor New Course** link on their Dashboard. Mentors do not need to enter an enrollment code to enroll.

Your Courses

From the course window you can:

- Navigate and interact with your enrollment using the outline navigation area. Your enrollment is organized by topics and subtopics that mirror the College Board AP topic outlines.
- Search for specific content.
- Print materials for offline study.
- Access sample AP questions and student answers at the beginning of your course outline.
- Quickly toggle between your personalized study plan and course content. (This icon appears after you have completed a topic diagnostic.)



Tip: Mentors are enrolled into a mentor-only version of a student's course where they are free to interact with content without affecting the student's enrollment.

Personalized Study Plan

To get the most out of your AP Exam Review enrollment, take the diagnostic assessment at the beginning of each topic. After the assessment is complete you will be able to see which questions you got right and wrong, and your course will automatically generate a personalized study plan for you based on your areas of weakness.

Your Study Plan

Diagnostic and Study Plan

Subtopic 1: Subtopic 1.1: Chemistry of Life

[Study: The Chemical Basis of Life](#)
Explore fundamental concepts of chemistry and learn how they relate to biology.


[Study: Water and Life Page 3](#)
Learn about water and its relation to life on Earth.

[Practice: Acids Bases and Buffers](#)
Learn about the effect of acids bases and buffers in biology.

Subtopic 2: Subtopic 1.2: Cells

[Study: Cells: The Basics Page 4](#)
Learn about the basic function and structure of cells.

[Study: More About Cells Page 3](#)
Explore the function of cells as you take a virtual tour of a cell.

Your study plan will link you directly to the areas of content that cover the material that you need to focus on. After viewing a recommended section, click the study plan icon () to return to your study plan and navigate to the next recommended section.

Ask the Expert

To consult with an instructor, select the **Ask the Expert** link next to your course on your Dashboard or click the Ask the Expert icon at the top of the course window. This will take you to a forum where you can post questions for Apex Learning AP certified teachers; you can expect to receive responses within 24 hours. Your questions and their answers will be visible for other students to read and benefit from. The Ask the Expert feature is available from **March 1** until the date of your AP exam.

Getting Support

Sign in to Apex Learning and select the **Help** menu in the upper-right corner of the screen.

- Visit **Help > Getting Started** to watch video guided tours.

Tip: In **Help > Getting Started**, you can earn a certificate for passing the Student Getting Started Certification Quiz.

Apex Learning Support, Monday – Friday, 5:00 AM – 7:00 PM Pacific Time

- 1-800-453-1454, option 2
- support@apexlearning.com

AP Biology R8586939

AP Calculus AB R9125047

AP Chemistry R2233824

AP English Language and Composition R9518585

AP English Literature and Composition R7995237

AP Macroeconomics R6286367

AP Spanish Language and Composition R1722499

AP Statistics R2791604

AP U.S. Government and Politics R9458165

AP U.S. History R3495454