


# ANDY GOLDSWORTHY

## ENVIRONMENTAL

## ARTIST



# WHAT IS ENVIRONMENTAL ART?

“Environmental art, also known as ecological art, encompasses several different forms and practices that engage with, and represent the environment. It is distinct in its less specific time period and greater scope of art.” -The Art Story

Also: Earthworks, Land Art

Visit for more

<https://www.theartstory.org/movement/environmental-art/>



# WHAT IS EARTHWORK?

## Earthwork

“Art that is made by shaping the land itself or by making forms in the land using natural materials like rocks or tree branches. Earthworks range from subtle, temporary interventions in the landscape to significant, sculptural, lasting alterations made with heavy earth-moving machinery. Some artists have also brought the land into galleries and museums, creating installations out of dirt, sand, and other materials taken from nature. Earthworks were part of the wider conceptual art movement in the 1960s and 1970s. Also called Land Art or Earth Art.”

-Museum of Modern Art (MoMA)



# INTRODUCTION AND RESEARCH AND PREPARATION

3) READ THE ARTICLE "ENVIRONMENTAL ARTIST ANDY GOLDSWORTHY: ART FROM NATURE

[HTTPS://EVERWIDENINGCIRCLES.COM/2016/07/08/ENVIRONMENTAL-ARTIST-ANDY-GOLDSWORTHY/](https://everwideningcircles.com/2016/07/08/environmental-artist-andy-goldsworthy/)

# RESEARCH : WATCH THESE VIDEOS

ANDY GOLDSWORTHY LAND ART

[HTTPS://YOUTU.BE/FPDH8YCNLKO](https://youtu.be/FPDH8YCNLKO)

RIVERS AND TIDES TRAILER

[HTTPS://WWW.YOUTUBE.COM/WATCH?V=AT3LVEJMJY8&FEATURE=EMB\\_LOGO](https://www.youtube.com/watch?v=AT3LVEJMJY8&FEATURE=EMB_LOGO)

LEANING INTO THE WIND TRAILER

[HTTPS://WWW.YOUTUBE.COM/WATCH?V=RAX-HSXJLVA&FEATURE=EMB\\_LOGO](https://www.youtube.com/watch?v=RAX-HSXJLVA&FEATURE=EMB_LOGO)

A CASE FOR LAND ART

[HTTPS://YOUTU.BE/STW0eZDSKVG](https://youtu.be/STW0eZDSKVG)



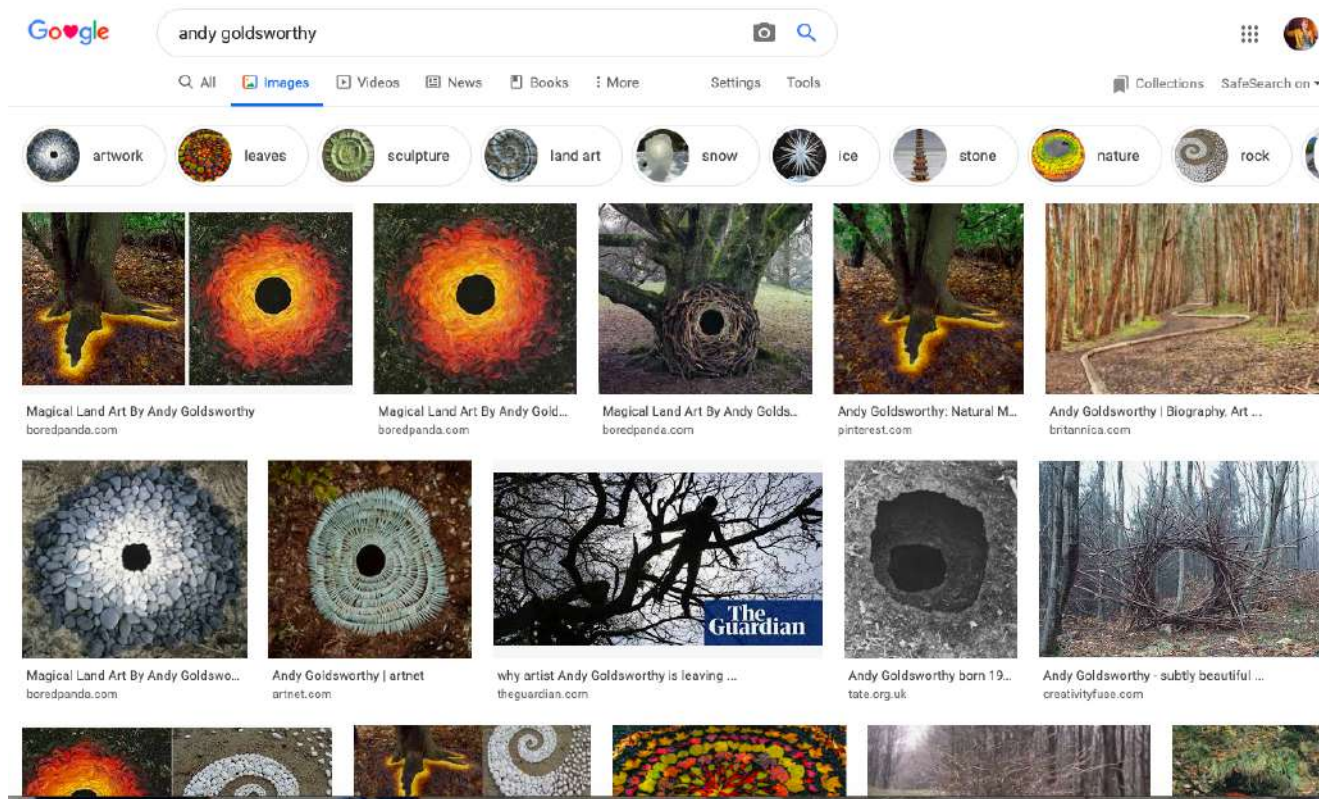
# RESEARCH ONLINE


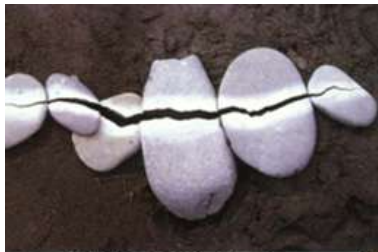
DO A GOOGLE  
IMAGE

SEARCH FOR

"ANDY GOLDSWORTHY"

FOR INSPIRATION AND IDEAS





# CREATING YOUR PROJECT

\* SPEND SOME TIME OUTSIDE WHILE BEING SAFE, SOCIAL DISTANCING, EXPLORING THE NATURE AROUND YOU (YOUR YARD, NEIGHBORHOOD, PARK-BUT ONLY IF OPEN, ETC)

\*THIS CAN GET MESSY, SO DRESS FOR MESS

\* GATHER ANY NATURAL MATERIALS TO CREATE YOUR OWN ENVIRONMENTAL ART IN THE **STYLE OF ANDY GOLDSWORTHY**

*PLEASE ONLY CHOOSE ITEMS THAT ARE ALREADY ON THE GROUND INSTEAD OF PICKING ANY PLANTS OR FLOWERS. THE MESSAGE IS TO HONOR AND PRAISE OUR ENVIRONMENT, NOT INJURE IT*



# IDEAS FOR NATURAL ITEMS TO GATHER

REFLECT ON WHAT GOLDSWORTHY USES:

LEAVES, BRANCHES, STICKS, TWIGS, ROCKS, STONES,  
PEBBLES, ICE, NUTS, SEEDS, FLOWERS, DIRT, MUD, GET  
CREATIVE!

IF YOU WANT TO WORK WITH A FAMILY MEMBER THAT IS  
OK TOO!

\*EXTRA\* MAKE MORE THAN ONE



# USE THE ART ELEMENTS

USE AT LEAST 2-3 ELEMENTS OF  
ART IN YOUR PROJECT:

LINE, COLOR, VALUE, SPACE, FORM,  
SHAPE, FORM (3D)

## Elements of Art

These are the basic elements that are used by Artists in creating Art; they are what you use to create an aesthetically pleasing work. When we make Art, we need to understand and apply these seven Elements of Art.



### Line

A mark made by a pointed tool such as a brush, pen or stick; a moving point.




### Shape

A flat, enclosed area that has two dimensions, length and width. Artists use both geometric and organic shapes.



### Color

Is one of the most dominant elements. It is created by light. There are three properties of color; Hue (name,) Value (shades and tints,) and Intensity (brightness.)



### Value

Degrees of lightness or darkness. The difference between values is called value contrast.



### Form

Objects that are three-dimensional having length, width and height. They can be viewed from many sides. Forms take up space and volume.



### Texture

Describes the feel of an actual surface. The surface quality of an object; can be real or implied.



### Space

Is used to create the illusion of depth. Space can be two-dimensional, three-dimensional, negative and/or positive.








# USE THE PRINCIPLES OF DESIGN

CHOOSE AT LEAST 2-3 PRINCIPLES OF DESIGN,

RHYTHM, BALANCE, EMPHASIS, PROPORTION,

HARMONY, VARIETY, CONTRAST, MOVEMENT,

PATTERN, REPETITION, UNITY

The Principles of Design (how to use the tools to make art)		
Pattern		A regular arrangement of alternated or repeated elements (shapes, lines, colours) or motifs.
Contrast		The juxtaposition of different elements of design (for example: rough and smooth textures, dark and light values) in order to highlight their differences and/or create visual interest, or a focal point.
Emphasis		Special attention/importance given to one part of a work of art (for example, a dark shape in a light composition). Emphasis can be achieved through placement, contrast, colour, size, repetition... Relates to focal point.
Balance		A feeling of balance results when the elements of design are arranged symmetrically or asymmetrically to create the impression of equality in weight or importance.
Proportion/ Scale		The relationship between objects with respect to size, number, and so on, including the relation between parts of a whole.
Harmony		The arrangement of elements to give the viewer the feeling that all the parts of the piece form a coherent whole.
Rhythm/ Movement		The use of recurring elements to direct the movement of the eye through the artwork. There are five kinds of rhythm: random, regular, alternating, progressive, and flowing. The way the elements are organized to lead the eye to the focal area. Movement can be directed for example, along edges and by means of shape and colour.

# DESIGNING YOUR OWN ENVIRONMENTAL ART

ONCE YOU HAVE GATHERED YOUR MATERIALS, CHOOSE A PLACE OUTSIDE WHERE YOU WOULD LIKE TO INSTALL YOUR TEMPORARY ARTWORK

PLAY AROUND WITH YOUR NATURAL OBJECTS AND EXPERIMENT WITH PATTERNS UNTIL IT "FEELS RIGHT" TO YOU

TAKE A PICTURE OF YOUR FINAL ARTWORK AND EMAIL IT TO ME OR UPLOAD IT INTO GOOGLE CLASSROOM BY MAY 22ND.



# STUDENT SAMPLES



# STUDENT SAMPLES





# COLLABORATE, COMMUNICATE, CONNECT WITH NATURE



# VOCABULARY AND CONCEPTS TO KNOW

ART HISTORY/ART MOVEMENT: ENVIRONMENTAL ART, LAND ART, EARTHWORKS, ECOLOGICAL ART

EARTH DAY, CLIMATE CRISIS

ARTIST: ANDY GOLDSWORTHY

ELEMENTS AND PRINCIPLES OF ART/DESIGN

TEMPORAL OR EPHEMERAL (ONLY LASTS FOR A SHORT TIME), THE PHILOSOPHY NATURE OF IMPERMANENCE

INSTALLATION ART-CREATING ART WORK IN A UNIQUE SPACE

SITE SPECIFIC WORK-MAKING WORK USING ONLY MATERIALS FOUND ON LOCATION AND/OR USING A DEFINED PLACE/SITE TO INSTALL YOUR WORK



# SKILLS YOU WILL GAIN...

INNOVATION

CREATIVITY

PROBLEM SOLVING

OBSERVATION

PATIENCE

AWARENESS

RESPECT FOR THE EARTH

THE PHILOSOPHY OF THE NATURE OF  
IMPERMANENCE

THE CYCLE OF LIFE

RECOGNIZING YOU ARE ALSO A PART OF NATURE

MINDFULNESS IN THE PRESENT MOMENT

HISTORY AND CONTEXT

COMMUNICATING VISUALLY

ART IN THE EVERYDAY WORLD AROUND US

# \*EXTRAS\* FURTHER EXPLORATIONS BUT NOT REQUIRED

\*CREATE MORE THAN ONE OUTDOOR SCULPTURE USING NATURAL FOUND MATERIALS. TAKE PICTURES AND UPLOAD THOSE TO GOOGLE CLASSROOM TOO

\*LOOK UP OTHER ENVIRONMENTAL ARTISTS LIKE ROBERT SMITHSON, ANA MENDIETA, CHRISTO AND JEAN-CLAUDE, NANCY HOLT, JAMES TURRELL, RICHARD LONG

\*CREATE A RECYCLED ART PIECE USING MATERIALS FROM YOUR HOME

\*CREATE A POEM OR WRITE ABOUT YOUR ARTWORK

# QUESTIONS AND REFLECTIONS

WHY DO YOU THINK ANDY GOLDSWORTHY USES NATURE AS HIS INSPIRATION?

HE SPENDS ALL THESE HOURS AND HOURS ON TEMPORARY SCULPTURES WHICH WILL EVENTUALLY BE DESTROYED OR GO BACK TO THE EARTH. WHY DO YOU THINK HE DOES THAT?

WHERE ELSE DO YOU SEE EXAMPLES OF ART IN NATURE? HOW DID THIS ASSIGNMENT MAKE YOU LOOK AT THE WORLD IN A NEW WAY?

WHAT DOES IMPERMANENCE MEAN TO YOU? HOW CAN WE LEARN TO BE MORE MINDFUL OF OUR ACTIONS AND EFFECT ON OUR PLANET?

WHAT DID YOU GATHER FROM YOUR EXPERIENCE CREATING YOUR OWN EARTHWORK?

# SKILLS YOU WILL GAIN...

INNOVATION

CREATIVITY

PROBLEM SOLVING

OBSERVATION

PATIENCE

AWARENESS

RESPECT FOR THE EARTH

THE PHILOSOPHY OF THE NATURE OF  
IMPERMANENCE

THE CYCLE OF LIFE

RECOGNIZING YOU ARE ALSO A PART OF NATURE

MINDFULNESS IN THE PRESENT MOMENT

HISTORY AND CONTEXT

COMMUNICATING VISUALLY

ART IN THE EVERYDAY WORLD AROUND US