
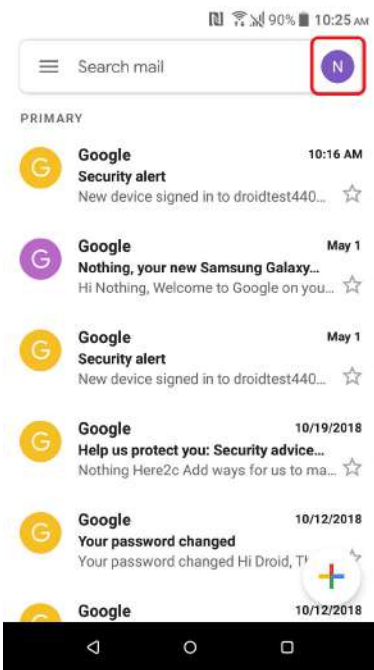
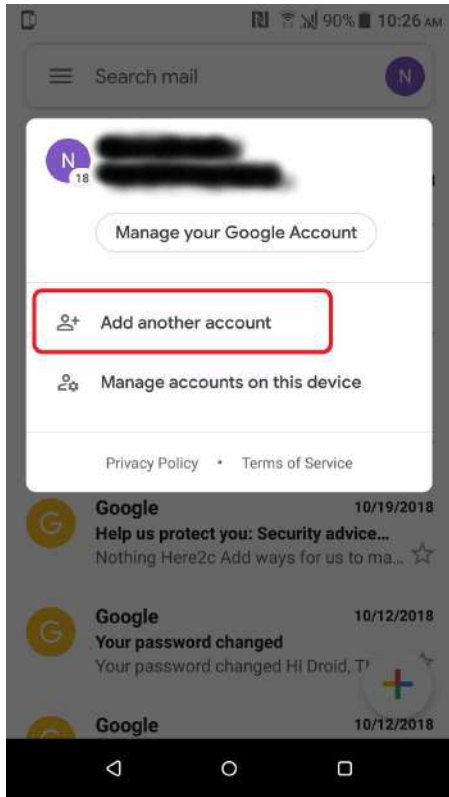


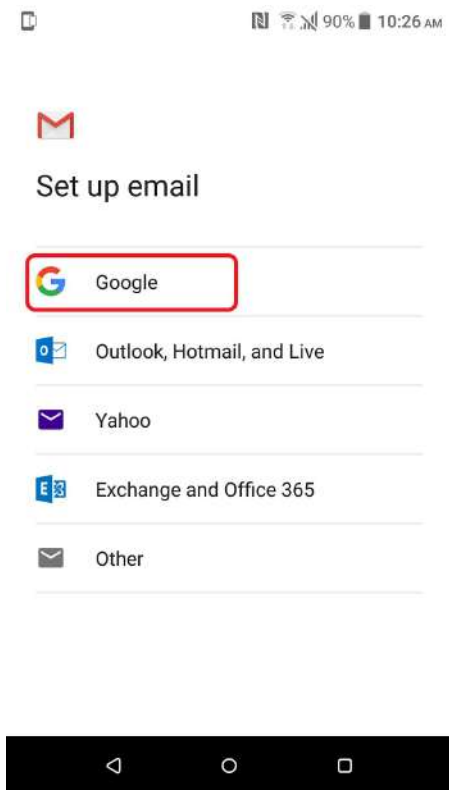
This guide is for adding CCSC Gmail to an Android based smart phone. If you had email on your phone prior to May 4 2019 you will need to remove that account from your phone since it will no longer work moving forward. You can do this by going to your settings and then accessing the accounts section. You will be looking for an “Exchange” email account with your work email address. Remove that account.

 A screenshot of an Android home screen. At the top, the status bar shows the time as 10:22 AM and battery at 93%. Below the status bar is a Google search bar. Underneath the search bar is a grid of app icons: Chrome, Gmail (highlighted with a red box), Google+, Maps, Play Music, Play Movies & TV, Play Books, Play Newsstand, Drive, YouTube, Hangouts, and Android Pay. At the bottom is a dock with icons for Phone, Messages, App Drawer, Browser, and Camera.	<p>Locate the Gmail app on your phone. It should be in your apps or on your home screen somewhere. It may be in the Google folder. Select it.</p> <p><b>**If you do not have the Gmail app on your phone you will need to install it using the Play Store. Search for Gmail and then install.</b></p>
--	---

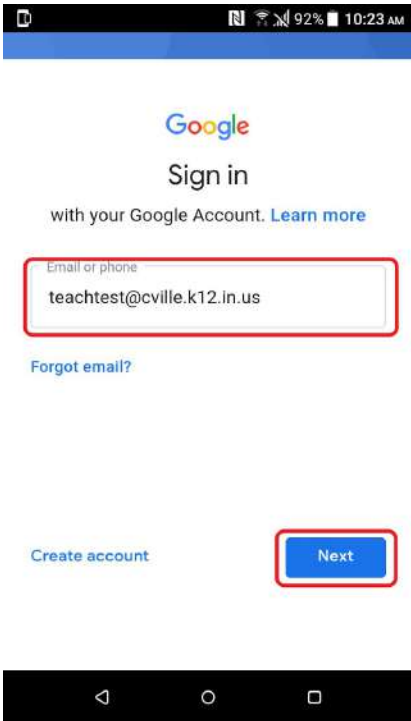
 A screenshot of the Gmail app interface. At the top, the status bar shows the time as 10:25 AM and battery at 90%. Below the status bar is a search bar with the text "Search mail". To the right of the search bar is a round icon with a white 'N' on a blue background, which is highlighted with a red box. Below the search bar is a list of emails under the heading "PRIMARY". The first email is from Google with the subject "Security alert" and the text "New device signed in to droidtest440...". The second email is from Google with the subject "Nothing, your new Samsung Galaxy..." and the text "Hi Nothing, Welcome to Google on you...". The third email is from Google with the subject "Security alert" and the text "New device signed in to droidtest440...". The fourth email is from Google with the subject "Help us protect you: Security advice..." and the text "Nothing Here2c Add ways for us to ma...". The fifth email is from Google with the subject "Your password changed" and the text "Your password changed Hi Droid, T...". The sixth email is from Google with the subject "Your password changed" and the text "Your password changed Hi Droid, T...". At the bottom is a dock with icons for Phone, Messages, App Drawer, Browser, and Camera.	<p>Typically you will have an email account on your phone already since google makes you use a gmail address. To add a new account select the round icon in the top left.</p>
--	---

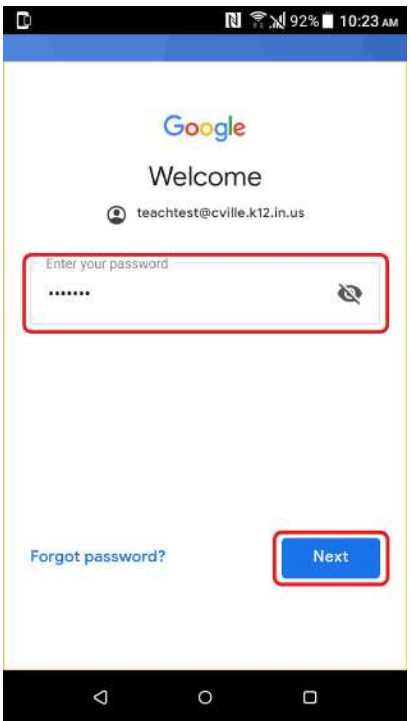


Select Add another account



Select Google

	<p>Enter your CCSC email address and click next</p>
---	---

	<p>Enter your CCSC password and click next.</p> <p>*Your account is now added to the phone. To check email open up the gmail app. You can switch between email accounts by selecting the top right circle and then selecting the email account from the list.</p>
---	---