

RHS Class of 2024

...

Review and update from Junior Meeting

Today's Agenda:

1. Resources for learning more about yourself - your interests, skills, values, and potential pathways for after high school and beyond
2. How to apply to college
3. What you can do this spring and summer to be ready for the fall college admissions process
4. Time for questions

Finding your pathway after high school:

- Start with your career interest, and then research colleges/training programs.
- Consider job shadowing the career you have interest in to get a real look at it.
- Need help finding a college/training program that has your career of interest?
- Use Xello!
- Complete the Choosing a College lesson on your home page.
- Complete the questions.
- Review & research your matches.
- Or search your Career and look up the needed Education and which colleges have that degree.
- Also try Collegeboard Big Future - <https://bigfuture.collegeboard.org/find-colleges/how-find-your-college-fit>

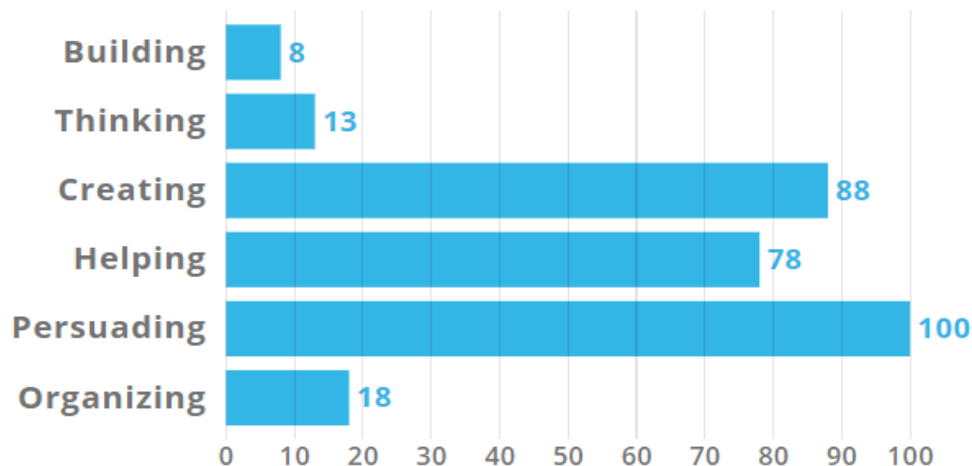
Additional resources for exploration:

- MI hot 50 through 2028: <https://milmi.org/Research/michigans-hot-50-through-2028>
- My Next Move: [My Next Move](#)
- Skilled Trades: [Pure Michigan Talent Connect - Skilled Trades Home \(mitalent.org\)](#)
- Going Pro: <https://www.going-pro.com/>
- Roadtrip Nation: [Home Page | Roadtrip Nation](#)
- <https://www.truity.com/test/holland-code-career-test>

Do more research on your personality, likes, and dislikes!

<https://www.truity.com/test/holland-code-career-test>

This section shows your top **career interest areas**. There are 6 total interest areas, each with its own set of typical work tasks, roles, and values. Some of these interest areas will appeal to you, while others will be less attractive. Choosing a career which is a good match for your interest profile ensures that you enjoy your daily work and get satisfaction out of your accomplishments.



Truity.com provides insight to your unique core values & traits ...

Your primary interest area is Persuading

As a Persuader, you are driven to lead, influence, motivate, and direct other people. You are interested in making your mark on the world by impacting the perspectives and decisions of others. You enjoy feeling powerful and important, and want to lead the way.

Top Job Tasks

- ✓ Managing
- ✓ Deciding
- ✓ Strategizing
- ✓ Selling
- ✓ Motivating

Your Core Values

- ✓ Influence
- ✓ Leadership
- ✓ Risk-Taking
- ✓ Achievement
- ✓ Initiative

Key Personality Traits

- ✓ Assertive
- ✓ Energetic
- ✓ Confident
- ✓ Ambitious
- ✓ Adventurous

... and helps match those with potential career ideas

Sample Jobs for Persuaders

- ✓ Executive
- ✓ Attorney
- ✓ Public Relations Specialist
- ✓ Financial Manager
- ✓ Personal Financial Advisor
- ✓ Buyer or Purchasing Agent
- ✓ Real Estate Agent or Broker
- ✓ Securities Broker
- ✓ Health Services Manager

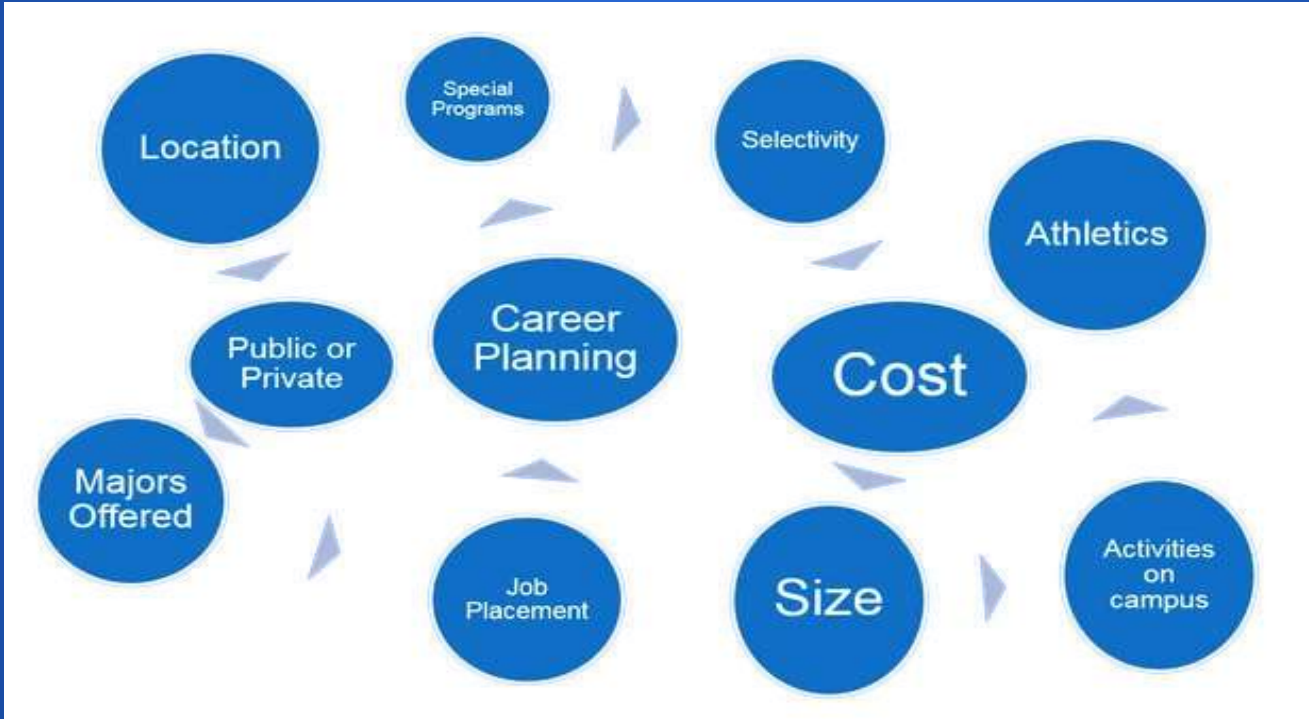
Career Fields for Persuaders

- ✓ Sales
- ✓ Marketing
- ✓ Entrepreneurship
- ✓ Management
- ✓ Public Relations
- ✓ Legal
- ✓ Politics
- ✓ Real Estate

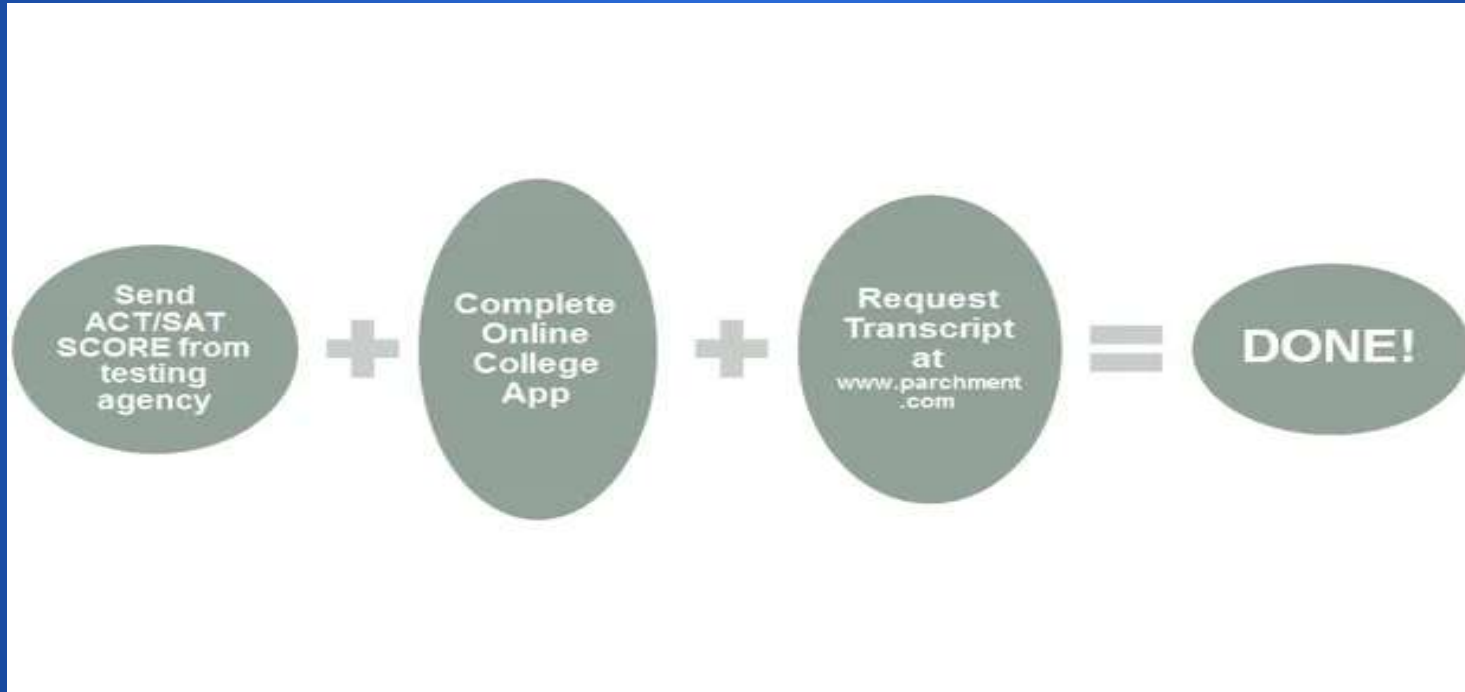
Areas of Study for Persuaders

- ✓ Business Administration
- ✓ Marketing or Advertising
- ✓ Hospitality
- ✓ Real Estate
- ✓ Political Science
- ✓ Communications
- ✓ Law
- ✓ Organizational Psychology

Characteristics to Consider for Choosing Colleges:



3 Main Steps to APPLY to college:



3 Steps to the College Application Process

1. Student completes application online and submits the application. Many have an application fee. Contact your counselor if you qualify for free/reduced lunch, or have other financial circumstances and need help covering the application fee.
2. Student creates an account at www.parchment.com and requests a transcript to be sent to the colleges applying to. The transcript will include the student's senior year schedule. These will not be sent to the college until after school starts.
3. Student's should send ACT and/or SAT scores to the colleges directly from the testing agency. You can send your SAT score to 4 colleges for free when you register for the test. If you wait to send your score, it can take several weeks for the college to receive the score and it costs money. **Check to see if your college is test optional.**

Test Optional Policies

You can check college websites to see if a college requires the ACT or SAT.

MSU: <https://admissions.msu.edu/apply/first-year/act-sat-test-optional#:~:text=MSU%20is%20test%20optional%2C%20which,scores%20included%20in%20their%20evaluation>.

OU: <https://oakland.edu/futurestudents/apply/freshmen/>

Please note: Colleges may still require a test score to consider you for a merit scholarship or other scholarships. Please check with the college directly.

Future test dates:

SAT -- <https://collegereadiness.collegeboard.org/sat/register/dates-deadlines>

August 26th is the next date you can register for. Register by July 28th.

ACT -- <https://www.act.org/content/act/en/products-and-services/the-act/registration.html>

July 15th is the next test date you can register for. Register by June 16th.

When to Start the Application

- Most applications are updated and available starting August 1, but double check with your college on their website.
- Look at the college's admissions page or call them with any questions.
- The 'Common Application' updates August 1. Please do not apply before then. Only a small number of you will need to apply using the 'Common Application.' In most cases, don't use it if there's another option. This application is very long.

- Although it's good to **START** your applications, you **do not** need to rush to **SUBMIT** your applications in August. This is because your application will not be “complete” until your transcript is sent - which cannot happen until September. Also, you may want to make changes to your application after talking with counselors/friends at school when senior year starts. Additionally, many colleges, like MSU, do not start reviewing applications until early September.

Common Application

New application is available starting August 1. Use this if the college you are applying to requires it. There is usually more than one option of application type.

You will need to invite your teachers and counselor to your Common Application. This should be one of the first things you do. From the My Colleges tab select a college and open their "Recommenders and FERPA" section.

1. If you have not done so already, you will need to complete the [FERPA Release Authorization](#).
2. Invite recommenders using the invite button from each section. You may also use the "Invite Recommenders" button at the top.
3. Select the type of invitation you would like to send. For each invitation you will need information like their name and email address.
4. After you add a recommender, you can view their info using the Manage Recommenders button.
5. Note that teachers, parents, and other recommenders will not receive an email invitation until you assign them to a college. To assign these recommenders, go to their section within this screen. Select their name from the dropdown and use the assign button.

So ... What can I do this spring and summer?

- Explore and review your potential career path. Review the training/programs/schooling/requirements to get there.
- Round out your potential college list and visit campuses.
- Look for scholarships.
- Create a resume.
- If you need a letter of recommendation, ask your teacher now! Follow up in the fall.
- Start working on any available essay prompts (if your school requires one) .
- Start your application once the new application is released in August.

Start Looking for Scholarships Now!

- Salliemae.com/scholarships
- Fastweb.com
- Big Future
- College Websites
- Xello
- Counseling Website
- Find Scholarships and Grants: [MI Student Aid - MI Student Aid 2018 \(michigan.gov\)](#)
- FAFSA: Financial Aid Timeline [GetFile.aspx \(uaspire.org\)](#)

Letters of Recommendation

- Pick recommenders wisely!
- Give them a copy of your resume.
- Provide ample time for them to complete the letter.
- Provide a stamped envelope if necessary. But, most letters are uploaded directly to the application site.
- Follow up with a thank you!
- When you get accepted, let the teacher know:)
- Ask them now!

Options to Connect with a Campus

- Find your admissions counselor and feel free to email them with any questions you have about your perspective college.
- Sign up for mailing lists and receive information via email and snail mail.
- Follow perspective colleges on SnapChat, Instagram, Twitter, Facebook, and YouTube to see what it's like to be a student firsthand. You can also read their blogs.
- Catch live webcasts to hear from current students, faculty, and staff from a variety of majors and programs.
- Check out a Virtual Tour.

Virtual College Visits

College visits are both an important and exciting part of the college selection process. If you're going to move away to college, be sure to investigate your new home where you'll be investing your money.

Get answers to your questions!

- Does the college have the program you want to study?
- What type of job could you get with this program/degree?
- Does it feel like it could be your home?
- Will you have enough to do outside of class?
- Is it the right mix of support and challenge?
- Living conditions, food, facilities, etc.
- What internship or study abroad options do they have?

Questions?