


Are you ready for a **GROUP SCAVENGER HUNT????**

- What follows are three slides....
- Each one directs you to find an example of a specific type of matter or of a physical/chemical change somewhere in your home or outside.
- There are two examples to find on each slide.
- Any examples you use **MUST** be inanimate (not living!)
- You may **NOT** use the same example twice.
- Try not to find the obvious 😊 (Bonus points for unique examples!!)
- You will need to take a selfie of yourself with the example and add it to the slide. Each group member must have at least one selfie (yes, you may use appropriate filters!)
- You will also be asked some questions regarding your example. These questions are written in **red**. Please **DO NOT** use red for your answers.



Group Member Names:



Have fun!

Please find...

A Heterogeneous Mixture

- Example chosen:

Selfie with item goes here



- Explain why/how this is an example of a heterogeneous mixture:

An Element

- Example chosen:

Selfie with item goes here



- Symbol of the element:

- Explain why/how this is an example of an element:

Please find...

A Homogeneous Mixture

- Example chosen:

Selfie with item goes here



- Explain why/how this is an example of a homogeneous mixture:

A Compound

- Example chosen:

Selfie with item goes here




- Chemical formula of this compound:


- Explain why/how this is an example of a compound:

Please find...

An Example of a Chemical Change

- Example chosen: **Selfie with item goes here**

- Explain why/how this is an example of a chemical change (include which observable evidence supports that this example is of a chemical change):

An Example of a Physical Change

- Example chosen: **Selfie with item goes here**

- Explain why/how this is an example of a physical change: