



READING STRATEGIES

“Thinking About How You Read”

August 19-23, 2019

Hollywood, ELA-RW

5th-8th grade



5th grade ELA Agenda

8:20a-8:25a P.O.D

8:25a-8:40a Lecture (Reading & Writing)

8:40a-8:55am We Do (Model Instruction)

8:55a-9:10 You Do (Independent Work)

9:10a-9:25a You Do (Small Group)

9:25a-9:30a Exit Ticket

9:30a-9:35a Transition to Math

8th grade ELA Agenda

9:35a-9:40 P.O.D

9:40a-9:55a Lecture (Reading & Writing)

9:55a-10:10a We Do (Model Instruction)

10:10a-10:25a You Do (Independent Work)

10:25a-10:45a You Do (Small Group)

10:45a-10:50a Exit Ticket

10:50a-11:00a Transition to Science

6th grade ELA Agenda

12:30pm-12:35pm P.O.D

12:35pm-12:55pm Lecture (Reading & Writing)

12:55pm-1:10pm We Do (Model Instruction)

1:10pm-1:25pm You Do (Independent Work)

1:25pm-1:45pm You Do (Small Group)

1:45pm-1:50pm Exit Ticket

1:50pm-1:55pm Transition to Math

7th grade ELA Agenda

1:55pm-2:00pm P.O.D

2:00pm-2:15pm Lecture (Reading & Writing)

2:15pm-2:30pm We Do (Model Instruction)

2:30pm-2:45pm You Do (Independent Work)

2:45pm-3:10pm You Do (Small Group)

3:10pm-3:15pm Exit Ticket

3:15pm-3:20pm Transition for Dismissal

E L A Grading

- Scholars will be graded on all reading and writing standards based on how well they have MASTERED the standard
- Scholars will not just be graded on if they completed the work
- Review the Standard Based Grading
- Keep a copy in your ELA Binder

Scholar Name: _____ Date: _____ Assignment: _____

Common Core Standard	4 Meets Grade Level Standard GRADE A	3 Near Standard GRADE B	2 Partially Meets Standard GRADE C	1 Support Needed GRADE D OR F
	Student has a complete understanding of the content provided, they are able to work independently and could teach it to others.	Student has an understanding of the content provided, and can work independently most of the time .	Student has some understanding of the content provided, and can work independently some of the time	Student can complete this task with a lot of support from the teacher.

Learning Goal

- Common Core Standard:
RI 10 (Reading Informative):

By the end of the week, 85% of 5th-8th graders scholars will be able to master how to actively read a nonfiction book that is on or above grade level with at least 75-80% accuracy and fluency.

Learning Goal

- Common Core Standard:
W (Writing):

By the end of the week, 85% of 5th-8th graders scholars will be able to master how to write routinely (everyday) over extended time frames and shorter time frames.

Required Materials Needed for Hollywood, ELA this week

- Composition Notebook (for P.O.D/ Journals)
 - Spiral Notebook (for Lecture Notes)
 - 5th and 6th : Reading Book-The 7 Habits of Happy Kids
 - 7th and 8th: Reading Book- The 7 Habits of Highly Effective Teens
 - Blue or Black Pen
 - Highlighter
 - Growth Mindset
- Do not lose your text books!!**

*If you don't have your supplies,
You will receive a zero for the day*



August 19-23, 2019

Problem of the Day (P.O.D)

- #MotivationalMonday: “Growth vs Fixed Mindset”

<https://www.flocabulary.com/unit/growth-mindset/video/>

Answer in your journal

“How can you have a growth mindset this year?”

August 19-23, 2019

Problem of the Day (P.O.D)

- #TedTalkTuesday:

(5th and 6th)

“Mojo Mindful” Episodes 1-5 (25 mins)

<https://ideas.classdojo.com/b/growth-mindset>

- Complete the discussion questions from Episode 1- 5

(7th and 8th)

“The Mindset of a Champion”-- (6 mins)

<https://youtu.be/px9CzSZsa0Y>

- Answer the question in two paragraphs:

“What does it mean to have a mindset of a Champion? What is your Champion Mindset?”

August 19-23, 2019

Problem of the Day (P.O.D)

- #WisdomWednesday #WorkTogetherWednesday
5th and 6th

“YOU made the mistake; the mistake didn’t make you?”

Watch “The Magic of Mistakes”

(we watched yesterday, Tuesday August 20, 2019 and made a prediction)

In your journal.... Answer the following questions:

6th grade POD

Writing Assignment

- What is an educational thief ?
- How does that stop you from learning?
- How can you not be an educational thief?
- What does it mean to waste time?

August 19-23, 2019

Problem of the Day (P.O.D)

- #WisdomWednesday
#WorkTogetherWednesday

7th and 8th

“YOU made the mistake; the mistake didn’t make you”

Listen to “ Mistake” by Daymond John

In your journal: What does this mean? What is a mistake? How does mistakes help you maintain academic excellence.

August 19-23, 2019

Problem of the Day (P.O.D)

● #ThinkAboutItThursday

5th and 6th

What makes you different from the kids in your class?

Would you rather be a preschooler or a kindergartener? Why?

7th and 8th

Does life require a purpose and a goal?

Who do you think has an easier life, middle schoolers or their parents?

August 19-23, 2019

Problem of the Day (P.O.D)

- #FreeYourMindFriday
- What's on your mind this week.....? Be real, Be free, Be true, Be authentic!

Lecture: Teacher Directed

Metacognition: Thinking About How You Think

- Before you can truly improve your reading skills, you need to understand what happens in good readers' minds while they read. You may even do these things already. You just don't know it...yet.

More About Metacognition

- Good readers have developed good habits when they read. We call these habits strategies.
- Strategies help readers understand, connect to, and determine the importance of what they are reading.
- They also visualize, ask questions about, and read between the lines of what they read.

The Reading Strategies

There are seven reading strategies.

- ✓ Make Connections
- ✓ Ask Questions
- ✓ Determine Importance
- ✓ Infer and Predict
- ✓ Visualize
- ✓ Synthesize
- ✓ Use Fix Up Strategies



Reading is THINKING

Question

Ask questions
before, during
and after your
reading.

connect

Make
Text-to-text
Text-to-self
Text-to-world
CONNECTIONS

Predict

Use context
clue to infer
what will happen
next.

Visualize

Make a movie
in your mind
while you are
reading about
the book.

Summarize

What is it all
about? Use key
words to help!


Infer

Book
Knowledge + Text
= Connection

INFERENCE


Synthesize

Make new
meanings as
you read.



Make Connections

- ❖ Text to Self (similar events in your life)
- ❖ Text to Text (books, movies, T.V., etc.)
- ❖ Text to Life (real world events)



Make Connections

Ask Yourself:

- ❖ What do I already know about this?
- ❖ Has anything similar ever happened to me?
- ❖ How would I feel if this happened to me?
- ❖ Can I relate to the characters?
- ❖ Does this story remind me of something?



Make Connections



CONNECT yourself to the text!

Go passed the OBVIOUS!



Ask Questions



- What don't you get?
- What do you get?
- What words don't you understand?
- What other questions do you have?
- What do you wonder about as you read?




Why Ask Questions?

- Asking questions helps keep you focused on the text.
- If your mind wanders, you will not understand. Then you will be bored.
- If you run into problems, things you just don't understand, then you can check yourself with a question.

Determine Importance

Pick and choose which details are the most important to remember.

- Think about what a teacher might ask on a test.
- Think about what the author hints might be important later on.



Why Determine Importance?

Anything you read contains a lot of information. You cannot remember everything. By deciding what is important, you don't have to remember everything. You can prioritize the information you need in order to understand.



Infer and Predict



Good readers are like detectives.

They use clues to determine what is happening in a story.

This is called **INFERENCE**!

Infer and Predict

Good readers also make educated guesses about what may happen later in the story.

They use the author's hints to PREDICT what will most likely occur.



Infer and Predict

Ask Yourself:

- What isn't stated that I have figured out?
- What do I predict will happen?
- Why do I think so?



Infer and Predict

REMEMBER:

KNOWLEDGE + TEXT = INFERENCE



Visualize

- ❑ Picture in your mind the images the author creates with his/her words.
- ❑ Pay close attention to sensory details. For example, if you were there, what would you SEE, HEAR, SMELL, TASTE, TOUCH, FEEL?



Why Visualize?




- ☐ If you don't picture the events of the story, you will get bored.
- ☐ The author's job is to paint pictures in the reader's mind. The reader's job is to visualize what the author describes.
- ☐ Why not?



Synthesize

Synthesize is a fancy way of saying that you must bring everything together in the end. In other words, what is the meaning of what you are reading?




Synthesize

Ask Yourself:

- o What does it all mean?
- o What's the big idea?
- o Are there questions still left unanswered?
- o What are the lessons I should learn?
- o What do I think about this book?



Use Fix Up Strategies




Make sure you are understanding what you are reading. When you run into trouble, (you just don't get it), use little correction strategies to help you figure out what went wrong. We call these methods **FIX UP STRATEGIES**.

Use Fix Up Strategies

Here are some examples of Fix Up Strategies:

- ☺ Re-read
- ☺ Underline
- ☺ Use a Dictionary
- ☺ Read Aloud
- ☺ Ask for Help



Why Use Strategies?

- ◆ Strategies create a plan of attack. Then you can solve any reading problems yourself.
- ◆ Strategies help you learn HOW to understand. If you know HOW to understand, then you are more likely TO understand.
- ◆ Strategies help you realize HOW you are thinking so that you can think more deeply and more consciously.



Why Use Strategies?

REMEMBER:

You may be using some or all of these strategies already. You just may not know it. However, as you learn to read more complicated materials, you **WILL NEED** to use these strategies purposefully.

SO PRACTICE!



We Do Modeled Instruction

Book Tasting/Book Talk



**Book
Tasting**

Book Tasting Directions

- Purpose: To expose Middle School Scholars to a wide variety of books and genres. To get them used to using "Active Reading Strategies"
- 1.Examine the book in front of you and decide if you would like to read it by "tasting" a few pages
(Tasting means Read a few pages for 5-10 minutes)
- 2. After 10 minutes-Fill out book information (including what Active Reading Strategy you used)
- 3.Switch book ONLY when I tell you
- 4.Repeat with other books
- 5.Select your top 3 (write title and author)

You Do
Independent Work
Small Group

Independent Work

- 5th and 6th grade:

Read “Habit One” by yourself using two of the active reading strategies in class

(1) Write two paragraphs explaining how this strategy helped you to understand what you read.

(2) Complete the Discussion Questions

Independent Work

- 7th and 8th grade:

Read “Paradigms and Principles” by yourself using two of the active reading strategies in class

Write two paragraphs explaining how this strategy helped you to understand what you read.

Complete the “Workbook” pages and the Baby Steps

Small Groups

- Group A (Advanced Readers)

- Finish Reading Chapter One BY YOUR SELF
- Begin writing two paragraphs about which two active reading strategies you used to help you understand what you read

- Group B (Proficient Readers)

- Listen to the AUDIO book of Chapter One
- Begin writing one paragraph about which two active reading strategies you used to help you understand what you read

- Group C (Developing Readers)

- Meet at the Blue Table with Ms. McDonald
- Guided Reading with Ms. McDonald
- Work with Ms. Reading to write and discuss the strategies you used.

Exit Ticket:

What did you learn this week

- Answer the following questions in complete sentences: Use RACE strategy

1. What is Active Reading?

2. Explain the seven (7) active reading strategies in your own words. Why are they important when you are reading?

3. What is Paragraph Writing? Explain the method used for paragraph writing.

5th and 6th Homework for Monday, August 19, 2019

- Homework for Monday 8/19—

1. Define the following words :

Growth mindset , fixed mindset, paradigm,
principle

2. Read “Habit 1 ”

Use at least two (2) active reading strategies
and write about which strategy helped you to
understand what you read

3. Complete “Monday” in your cursive writing
packet

7th and 8th Homework for Monday, August 19, 2019

- Homework for Monday 8/19—

1. Define the following words :

Growth mindset , fixed mindset, paradigm, principle

2. Read “Paradigm & Principles”

Use at least two (2) active reading strategies and write about which strategy helped you to understand what you read

3. Complete “Monday” in your cursive writing packet

4. Write the introduction paragraph for your Cooperation and Growth Mindset (two different essays)

5th and 6th Homework:

Tuesday August 20, 2019

- Homework - 8/20/19

1. Complete "Tuesday" or "Wednesday" in your cursive writing packet
2. Complete the "Episode 1" questions #2-4
3. Re-read "Habit One" and use the predict and visualize reading strategy and write about which one helped you to understand what you read

Due Wednesday 8/21/19

7th and 8th Homework

August 20, 2019

- Homework for 8/20
 1. Complete Tuesday in cursive writing packet
 2. Complete your SMART goal
 3. Complete "Mindset is Power " in Growth Mindset (8th)
 4. Add to your Cooperation/ Growth Mindset Character essay:
 - How do I show Cooperation ?
 - How can I have a Growth Mindset this year ?**Be prepared to Peer Edit
 5. Read "Get in the Habit " & "Paradigm & Principles" and use eachone of the 7 reading strategies
Write a paragraph about how it worked while you were reading

Due 8/21

5th and 6th Homework

August 21, 2019

- Homework 8/21
 - 1. Complete questions on Chapter One
 - 2. Complete Wednesday cursive writing
 - 3. Complete "Mistakes are proof you are trying
 - 4. Study notes on Active Reading Strategies
 - 5. Write a 5 paragraph essay on Growth Mindset
- Due 8/22

7th and 8th grade Homework

August 21, 2019

- Homework 8/21
- 1. Complete Wednesday Cursive Writing
- 2. Revise your Cooperation and Growth Mindset Essay; Type the final draft
- (Complete your rough draft and type your final essay, if you didn't do the rough draft)
- 3. Read "Get in the Habit " and "Paradigms an Principles" Answer the questions using the RACE strategy.
- 4. Study your notes for test on Friday
- 5. If you didn't have your rough draft essays on Cooperation and Growth Mindset, Write an essay how you can change your fixed mindset to a growth mindset
- due 8/22

5th and 6th Grade Homework

August 22, 2019

1. Study your notes on Active Reading Strategies – Test on Friday
2. Re-Read “Habit One” again.... Use all the reading strategies to EVALUATE (or SYNTHESIZE) what you read– What is the big picture
3. Complete Thursday Cursive Writing
4. Write a personal story about how do you have and keep a growth mindset in school

7TH and 8th grade Homework

August 22, 2019

- Study and Organize your notes: (1) Culture Camp, (2) Active Reading Strategies, (3) Constructed Response, (4) Paragraph Writing – Test on Friday
- Revise your Cooperation and Growth Mindset essays- 7th grade: Write your final essay in pen; 8th grade: Type your final essay
- Complete “Thursday” for Cursive Writing (Don’t do Friday– that will be done in class)
- Read and Summarize your first two chapters
- Redo your Goal Setting Worksheet
- 8th Didn’t follow rules: Write a 6 paragraph essay on “Why rules and expectations are important?”