



## **NICE Community School District**

98c “Learning Loss” Plan for the 2022-2023 Academic Year

As presented to the NICE Community School Board of Education on 11/21/2022

On July 14, 2022, Governor Gretchen Whitmer signed into law Public Act 144 of 2022. Section 98c (MCL 388.1698c) of the act appropriates \$52,056,000 in federal funding for local education agencies to address learning loss as part of the Governor’s Emergency Education Relief (GEER) Fund and part of the Secondary School Emergency Relief (ESSER) II Fund. The funds support goal 5 of Michigan’s Top 10 Strategic Education Plan. Students have the opportunity to make progress toward graduation as districts plan to address learning loss through instruction. Accordingly, the percentage of students who will graduate from high school will increase.

### **98c Learning Loss Plan:**

In 2022, National Center for Education Statistics (NCES) conducted “a special administration of the NAEP long-term trend (LTT) reading and mathematics assessments for age 9 students to examine student achievement during the COVID-19 pandemic. Average scores for age 9 students in 2022 declined 5 points in reading and 7 points in mathematics compared to 2020. This is the largest average score decline in reading since 1990, and the first ever score decline in mathematics” (“National Center for Education Statistics,” n.d.). The learning loss experienced locally is similar to what has been reported by the NCES.

Students at NICE Community Schools, like the rest of the state and country, have had their learning impacted by the pandemic. Our most recent student performance data from the M-STEP and P/SAT indicate that our students have performed better than the state average in almost all areas. Credit the staff for all of their hard work to ensure our students had the best opportunity to continue their education under some very difficult situations. See the chart below. We acknowledge that we still have a lot of work to do and will continue to strive for excellence by providing our students with many additional opportunities to be successful. Our Mission Statement and motto (Strength - Integrity - Excellence) support these ideas.

Our Mission Statement: The NICE Community School District will promote learning in a positive, dynamic environment that is both physically safe and emotionally supportive and will encourage cooperation with the home and community to maximize the academic, social, and physical achievements of each student.

NICE Community Schools will commit all of the State allocated 98c funds, with the purpose to address learning loss, through the lens of our strategic plan goal areas in all district school buildings, including Aspen Ridge School and Westwood High School.

## **Strategic Plan Goal Area One: Multi-Tiered Systems of Support (MTSS)**

- Strategies
  - Curriculum that is aligned with grade level and/or content area standards
  - Continuous monitoring of student performance with interventions designed to target areas of concern
  - Child Study meetings and creating of Individualized Reading Improvement Plans (IRIP)
  - Provide adequate support staff to assist with interventions
  - Professional development opportunities for teachers (example: LETRS Training)
  - Training for paraprofessional staff
  - Reinstatement of our morning math intervention and our after-school learning lab and power hour programs
  - Pilot a math fact program(s) (Reflex, 99math, etc.) which is designed to target math facts
  - Implement tier 2/tier 3 math interventions with progress monitoring using IXL or something equivalent
  - Offer academic summer school program
- Metrics
  - State assessments - MSTEP, PSAT, SAT, WIDA
  - Other assessments - NWEA MAP, Dibels, Fountas and Pinnell, Heggerty, STAR, IXL, Reflex, 99math, classroom assessments, or any other assessment tool that provides progress monitoring data
  - Individual Reading Improvement Plans (IRIP)
  - Parent-teacher conference data
- Budget
  - Staff used for adequate intervention support
  - Tier 2 and Tier 3 materials and resources
  - Before/after school academic programs
  - Summer school program
  - Paid paraprofessional trainings

## **Strategic Plan Goal Area Two: Social and Emotional Support**

- Strategies
  - Continue positive behavior support programs
  - Implement the TRAILS program for grades K-12
  - Creation of the middle school 'HOPE' room
  - Increase district counselor support
  - Increase district social work and mental health provider capacity
  - Trauma informed training and professional development
  - Behavior support for paraprofessional staff
  - SEL interventions/peer mediation
- Metrics
  - Behavior data
  - Surveys
- Budget
  - Staff

- Tier 2 and Tier 3 materials and resources
- Paid paraprofessional trainings
- Materials for professional development and programs

### **Strategic Plan Goal Area Three: Culture and Climate**

- Strategies
  - Culture and climate committee (9-12)
  - Continue positive behavior support programs and activities (PBIS)
  - Middle school 'HOPE' room
  - TRAILS program
  - Staff and family tailgate
- Metrics
  - Parent and family surveys
  - Behavior data
- Budget
  - Staff
  - Materials and resources for PBIS programs/incentives

### **Strategic Plan Goal Area Four: Community Engagement**

- Strategies
  - Continue to develop community partnerships in our area and region
  - Continue supporting our Family Resource Room
  - Reinstate parent volunteer opportunities
  - Reinstate our middle school PTO
  - Reinstate our annual Family Night
- Metrics
  - Volunteer participation
  - Surveys
- Budget
  - Materials and resources for the Family Resource Room

## Appendix

### 1. 2021-2022 state assessment data

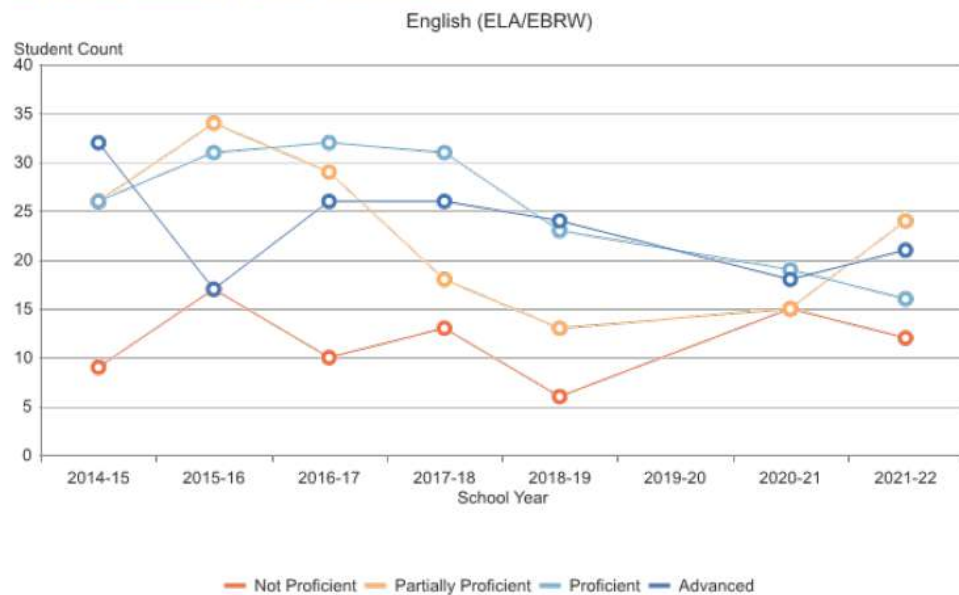
<b>Spring 2022 MSTEP and PSAT Results</b>		
<b>Subject: ELA</b>		
<b>Grade</b>	<b>NICE Mean Score</b>	<b>State Mean Score</b>
3rd	1301	1293
4th	1401	1394
5th	1496	1494
6th	1592	1590
7th	1693	1690
8th	438	418
<b>Subject: Math</b>		
<b>Grade</b>	<b>NICE Mean Score</b>	<b>State Mean Score</b>
3rd	1297	1292
4th	1394	1389
5th	1487	1483
6th	1587	1583
7th	1687	1684
8th	426	405
<b>Subject: Science</b>		
<b>Grade</b>	<b>NICE Mean Score</b>	<b>State Mean Score</b>
5th	1496	1492
8th	1798	1791
<b>Subject: Social Studies</b>		
<b>Grade</b>	<b>NICE Mean Score</b>	<b>State Mean Score</b>
5th	1482	1473
8th	1792	1784

## 2. Historical student performance data on state assessments - (MSTEP, PSAT, and SAT)



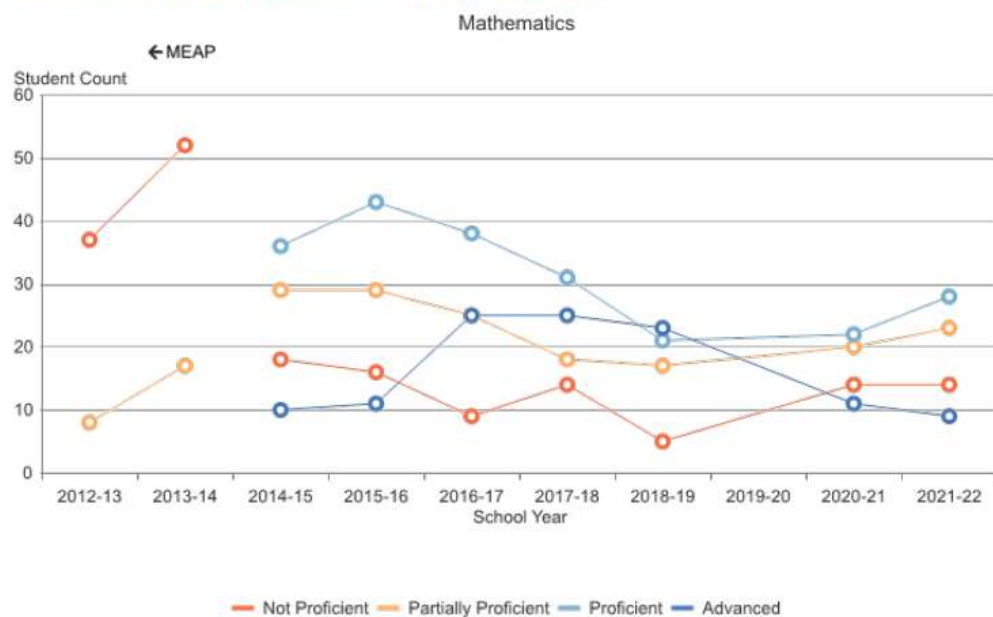
10/31/2022

### Grades 3-8 Assessments: Performance Level Trend Aspen Ridge Elementary School (08499): 2021-22 / M-STEP / 3rd Grade Content / ELA / All Students

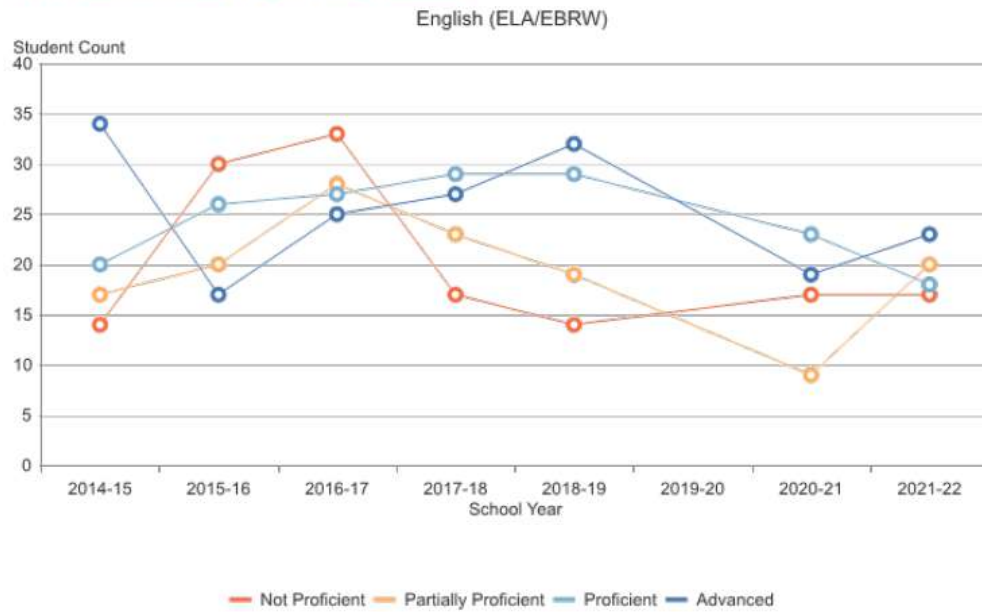


10/31/2022

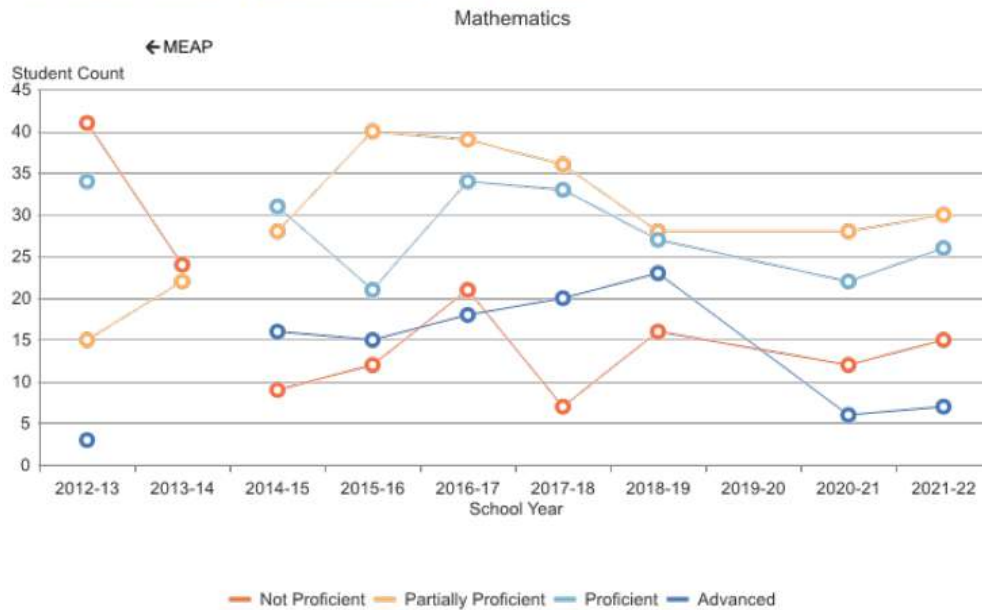
### Grades 3-8 Assessments: Performance Level Trend Aspen Ridge Elementary School (08499): 2021-22 / M-STEP / 3rd Grade Content / Mathematics / All Students



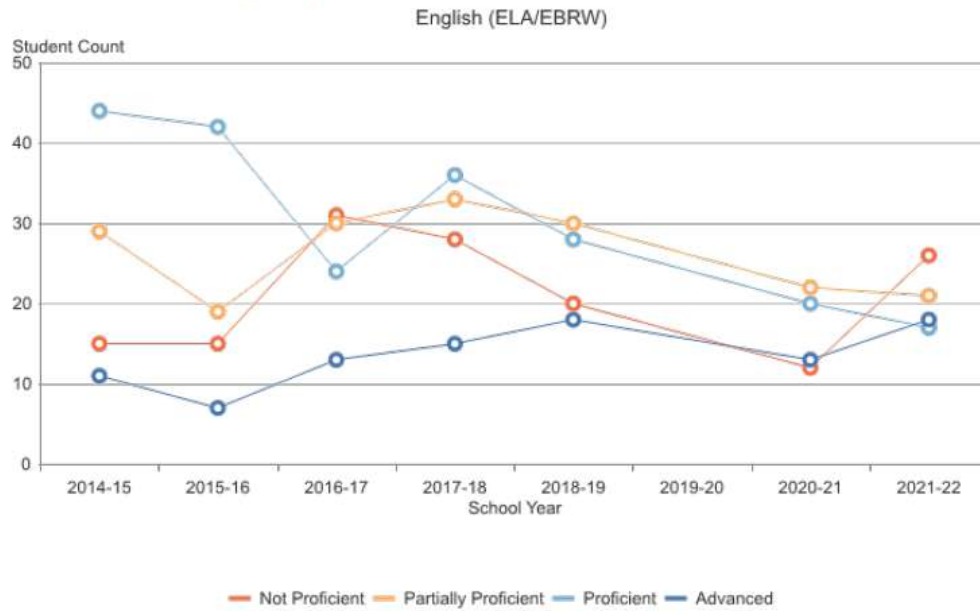
**Grades 3-8 Assessments: Performance Level Trend Aspen Ridge Elementary School (08499): 2021-22 / M-STEP / 4th Grade Content / ELA / All Students**



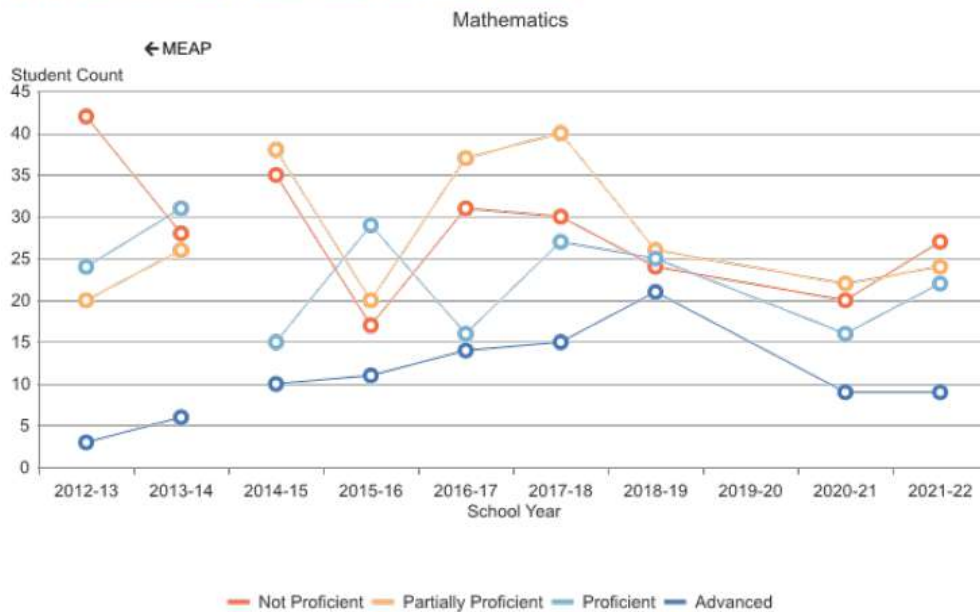
**Grades 3-8 Assessments: Performance Level Trend Aspen Ridge Elementary School (08499): 2021-22 / M-STEP / 4th Grade Content / Mathematics / All Students**



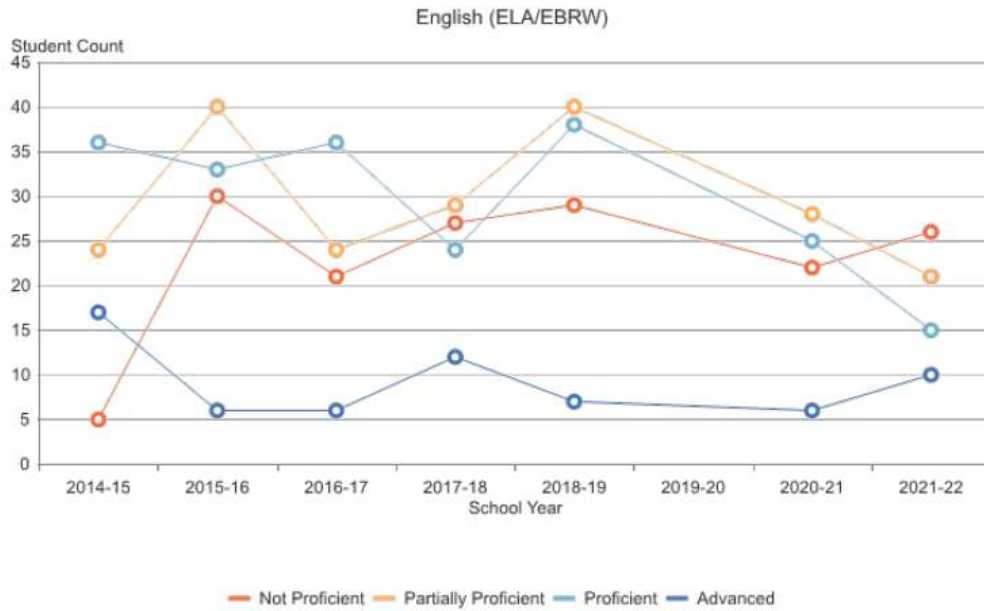
**Grades 3-8 Assessments: Performance Level Trend Aspen Ridge Elementary School (08499): 2021-22 / M-STEP / 5th Grade Content / ELA / All Students**



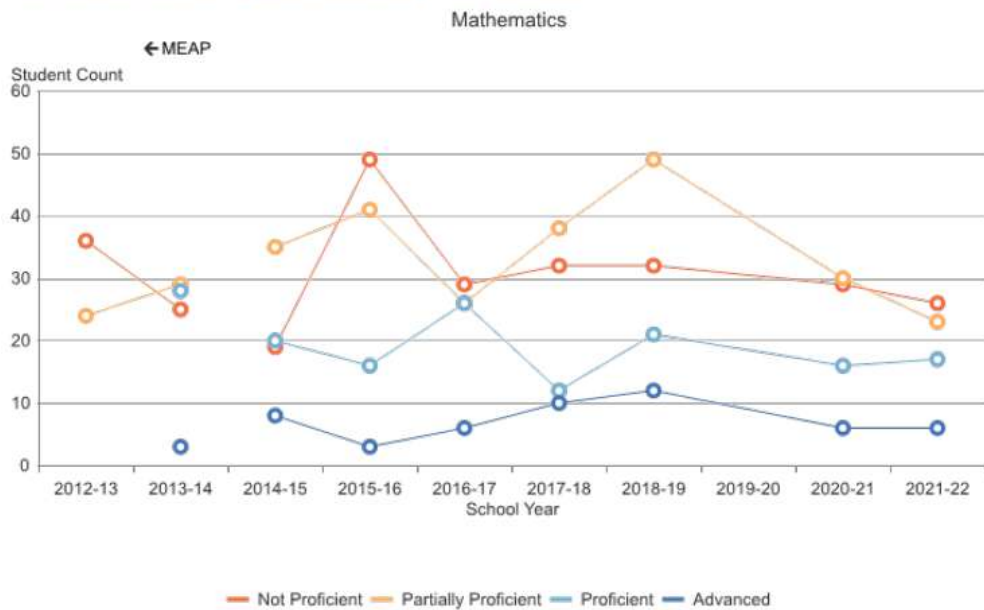
**Grades 3-8 Assessments: Performance Level Trend Aspen Ridge Elementary School (08499): 2021-22 / M-STEP / 5th Grade Content / Mathematics / All Students**



Grades 3-8 Assessments: Performance Level Trend Aspen Ridge Elementary School (08499): 2021-22 / M-STEP / 6th Grade Content / ELA / All Students

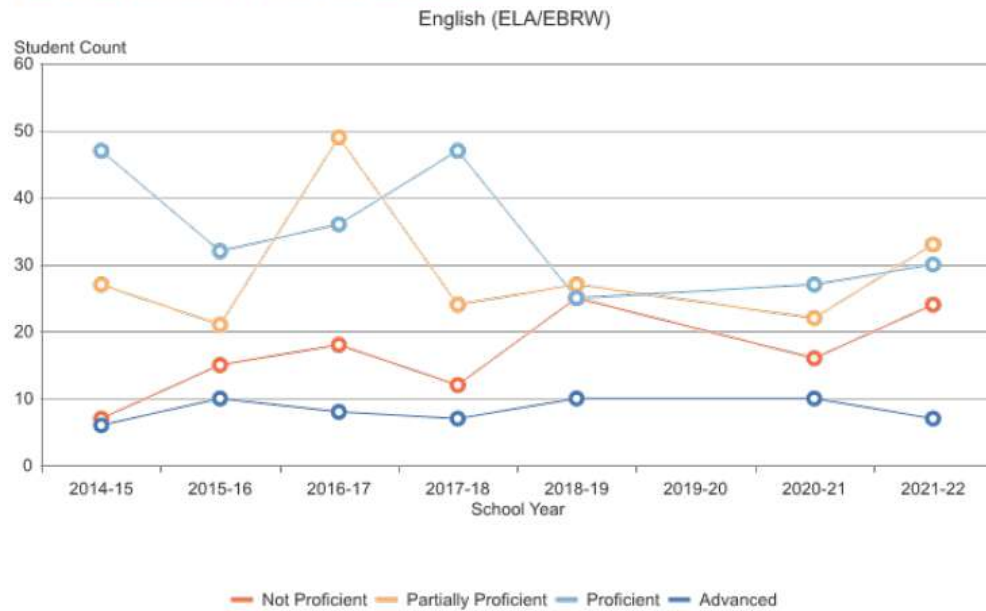


Grades 3-8 Assessments: Performance Level Trend Aspen Ridge Elementary School (08499): 2021-22 / M-STEP / 6th Grade Content / Mathematics / All Students

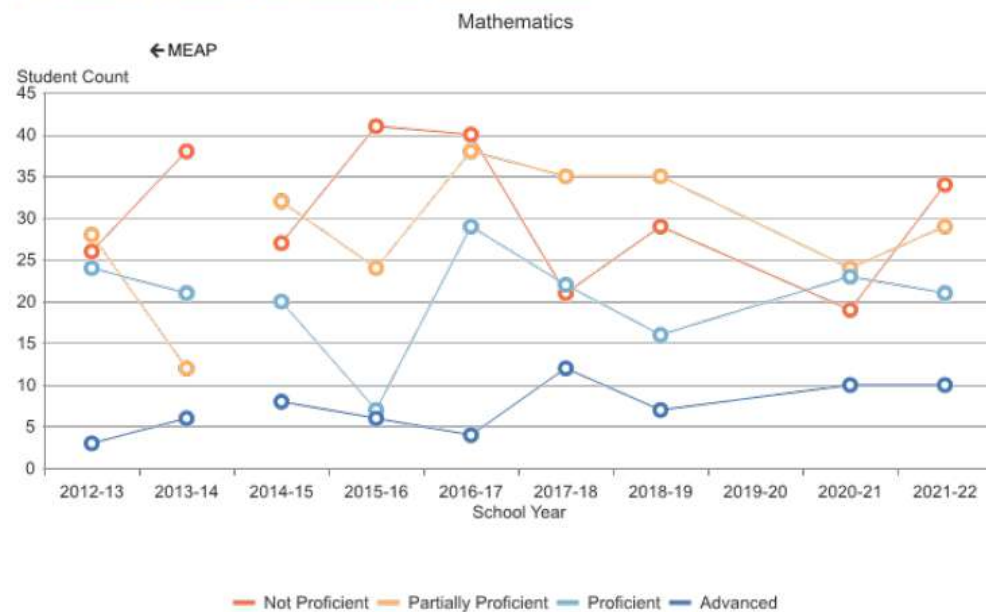




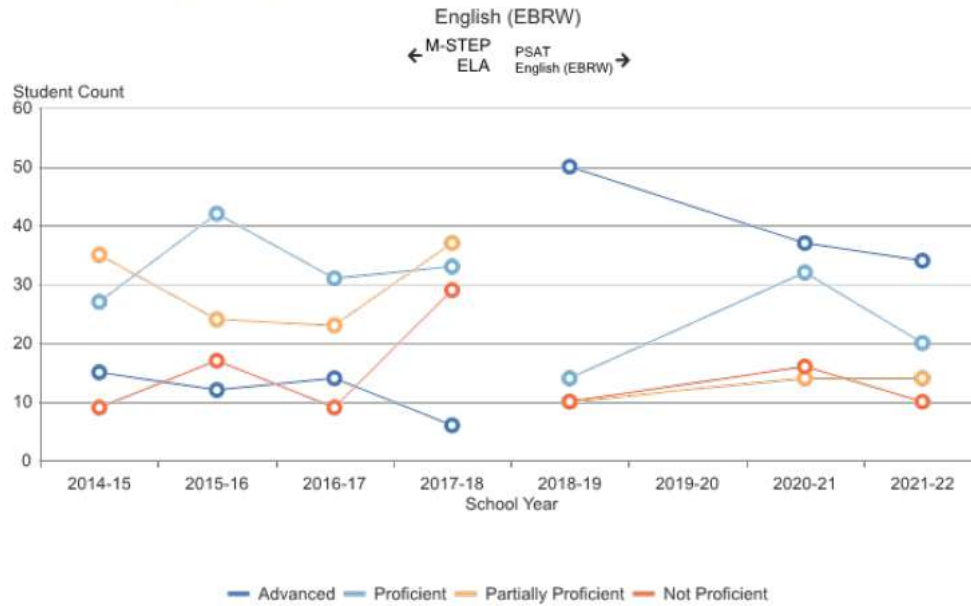
**Grades 3-8 Assessments: Performance Level Trend Aspen Ridge Elementary School (08499): 2021-22 / M-STEP / 7th Grade Content / ELA / All Students**



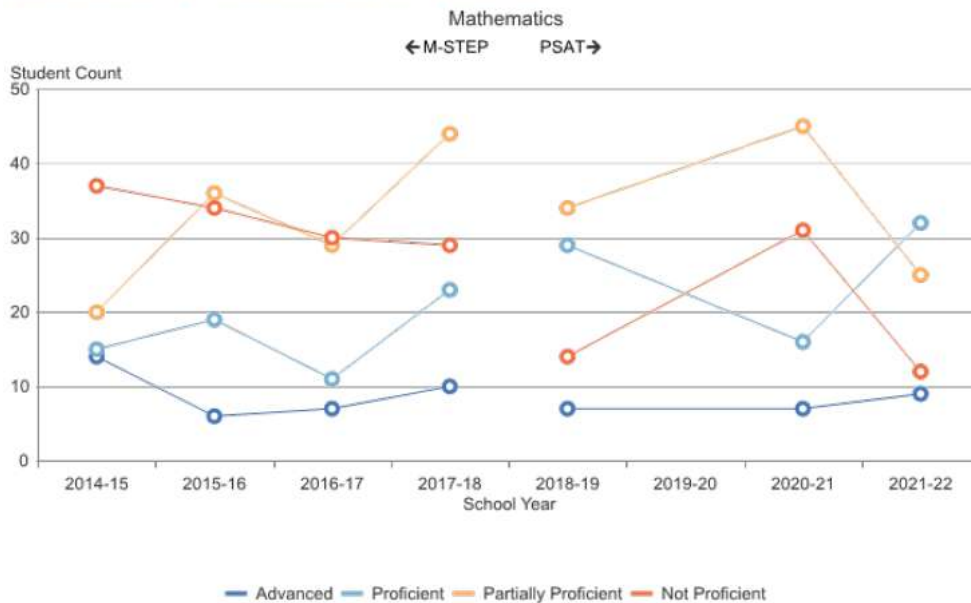
**Grades 3-8 Assessments: Performance Level Trend Aspen Ridge Elementary School (08499): 2021-22 / M-STEP / 7th Grade Content / Mathematics / All Students**



Grades 3-8 Assessments: Performance Level Trend Aspen Ridge Elementary School (08499): 2021-22 / PSAT / 8th Grade Content / ELA / All Students



Grades 3-8 Assessments: Performance Level Trend Aspen Ridge Elementary School (08499): 2021-22 / PSAT / 8th Grade Content / Mathematics / All Students



Spring 2022 SAT Data

Scores by Students				Benchmarks by Students		Essay Scores by Students	
Group	Number of Test Takers	Mean Total Score 400-1600 ?		Mean Evidence-based Reading and Writing Score 200-800 ?		Mean Math Score 200-800 ?	
School	74	960		487		472	
District ?	74	960		487		472	
State ?	95,757	959		489		470	
Total Group ?	1,157,715	962		490		472	

Score Details

Spring 2022 PSAT 10 Data

Scores by Students				Benchmarks by Students	
Group	Number of Test Takers	Mean Total Score 320-1520 ?		Mean Evidence-based Reading and Writing Score 160-760 ?	
School	84	885		445	
District ?	84	885		445	
State ?	97,939	901		457	
Total Group ?	351,570	907		459	

Score Details

Spring 2022 PSAT 8/9 Data

Scores by Students				Benchmarks by Students	
Group	Number of Test Takers	Mean Total Score 240-1440 ?		Mean Evidence-based Reading and Writing Score 120-720 ?	
School	103	860		437	
District ?	103	860		437	
State ?	104,200	864		439	
Total Group ?	343,354	869		442	

Score Details

### 3. College Readiness as measured by the SAT - 11th Grade

*Percentage of student meeting College Readiness Benchmarks*

