


Scholarship

Funding College




Copyright © Texas Education Agency, 2015. These Materials are copyrighted © and trademarked ™ as the property of the Texas Education Agency (TEA) and may not be reproduced without the express written permission of TEA, except under the following conditions:

- 1) Texas public school districts, charter schools, and Education Service Centers may reproduce and use copies of the Materials and Related Materials for the districts' and schools' educational use without obtaining permission from TEA.
- 2) Residents of the state of Texas may reproduce and use copies of the Materials and Related Materials for individual personal use only, without obtaining written permission of TEA.
- 3) Any portion reproduced must be reproduced in its entirety and remain unedited, unaltered and unchanged in any way.
- 4) No monetary charge can be made for the reproduced materials or any document containing them; however, a reasonable charge to cover only the cost of reproduction and distribution may be charged.

Private entities or persons located in Texas that are **not** Texas public school districts, Texas Education Service Centers, or Texas charter schools or any entity, whether public or private, educational or non-educational, located **outside the state of Texas** *MUST* obtain written approval from TEA and will be required to enter into a license agreement that may involve the payment of a licensing fee or a royalty.

For information contact: Office of Copyrights, Trademarks, License Agreements, and Royalties, Texas Education Agency, 1701 N. Congress Ave., Austin, TX 78701-1494; phone 512-463-7004; email: copyrights@tea.state.tx.us.


+ Paying for College



- Apply for Financial Aid
- Scholarships
- National Grants
- Pell Grants
- Service Commitment: AmeriCorps, PeaceCorps, ROTC, Military
- Local schools / living at home



What kinds of Scholarships?




■ **University Scholarships**

- **Different Process:** Each university that you apply to with also have a scholarship application process. Make sure that you review how and when those scholarships are due.
- **Apply Texas:** One of the benefits of using Apply Texas is that some of the state schools' scholarship processes are streamlined.



What kinds of Scholarships?




■ **Local Scholarships**

- **Education foundations:** Many districts in Texas have a foundation that supports teachers and students.
- **District clubs / athletic organizations**
- **Non-profit organizations**
 - Rotary Club
 - Lion's Club
 - YMCA



What kinds of Scholarships?




■ **State Scholarships**

- State level organizations
- Military children scholarship

■ **National Scholarships**

- National Merit Scholarship
- Bill Gates Millennium Scholarship
- Large corporations
- Scouting organizations

+ Search Strategies



- Search sites / aggregators
- Professional organizations
- Local organizations
- School counselors
- Lists from local schools
- Emails – set up an email just for this purpose so that important emails don't get lost.



ACTION ITEM



- Use the handout provided and, in pairs, search for scholarships that might be a match for you. You'll need at least five scholarships for this project.
- Save the name and links to two scholarships.
- As an exit slip, write the name and links on a piece of paper and submit to your teacher.



Scholarships

Getting Organized



Scholarship Process



- **Key Components**
 - Personal Information
 - Resume
 - Academic Information
 - Community Information
 - Essay
 - References
 - Transcripts
 - Due dates




Organization




- Based on the typical files for scholarships, you'll be creating a system for organization.
 - Folders for each component.
 - Folder for each scholarship.
 - Master list of all scholarships.
 - Calendar to track due dates.
- Use a flash drive, laptop, or collaborative drive.



ACTION ITEM



- **Find two more scholarships that you can apply to.**
- **Begin your organization either in a collaborative workspace or on your hard drive.**
 - If you use a collaborative drive, send your teacher an invitation.
 - If you set it up as folders on your laptop or a flash drive, grab a screenshot or take a picture with your phone and email to your teacher.
- **Start your scholarship listing with your first four scholarship opportunities.**
 - Use a document or a spreadsheet to track the important details.
 - Submit to your teacher as requested.



Scholarships

Keeping Track of Time



Scholarship Timelines



- Start this process as early as possible in your senior year.
- Some scholarships will start to have due dates as early as December.
- If you receive scholarships, you'll have a timeline for accepting and providing documentation of enrollment and final grades.

+ Planning Dates




- Plan on submitting early.
- Plan on gathering info from others even earlier. Don't expect references and transcripts at the last minute.
- Add these dates as goals in your calendar.
- You might choose to spend a long weekend getting everything submitted for multiple scholarships.



ACTION ITEM




- **Find at least one more scholarship that you can apply to.**
 - Add to your master list of scholarships.
 - Submit to your teacher as requested.
- **Create your calendar that tracks the due dates of each of your five (or more) scholarships.**
 - If you use a collaborative drive, send your teacher an invitation.
 - You can use a slide or document template. Submit to teacher as request.



Scholarships

Resumes


+ Resume



- **The resume is what you do.**
 - Education / Accomplishments
 - Employment / Internships
 - Volunteer / Service
 - Leadership
 - What are you committed to?
 - Document with specific details and descriptions of what you have done




Resume Tips



- Avoid personal pronouns.
 - Avoid starting everything with *I* and *we*.
- Use action verbs.
 - Avoid *am*, *are*, *is*.
- Use consistent and parallel structure.
- Avoid long, complete sentences and paragraphs.
- Ensure it is organized / well formatted.



Example



High School Involvement and Leadership

Beta Club (9, 10, 11, 12)- promotes academic achievement, character, service and leadership among high school students

- Provided 50 hours of volunteer service through the following club projects: canned food drive (3 years), nursing home visits (2 years), local 5K water station attendant (1 year), Thanksgiving basket assembly and distribution (3 years)
- Served as club secretary during junior year; took minutes during monthly meetings and attended all Beta Club sponsored events

National Honor Society (10, 11, 12)- selected by high school teachers on the basis of academic achievement, leadership, service and citizenship

- Served as president of 75 members during senior year
- Founded new service project for members which resulted in 125 volunteer hours at local elementary school
- Partnered with a local 2nd grade class and organized weekly visits from members to promote reading; sent 2 NHS members each week to mentor and tutor students; program was well-received and will be continued for the upcoming year with an addition of a second class

Varsity Basketball (10, 11, 12)

- Played point-guard for 3 years; devoted 15-20 hours per week to practice, conditioning and games
- Selected as All Conference player during junior and senior years
- Served as team captain during senior year



ACTION ITEM



■ Write a resume

- Academic achievements
- Leadership qualities
- School activities
- Community service

■ Make it look good!

- Share with your partner for a review and edit.
- Submit as requested by teacher.




Scholarships

References




References



- Ask people who know you well and can write more than “S/he’s a good student.” You want the letter that they write to highlight something about you.
- Get them early and get multiple letters.
 - **School:** Principal, Teachers, Coaches
 - **Church:** Ministers, Priests, Rabbis, Youth Leaders
 - **Community:** Scouts, Volunteers, Neighbors
 - **Work:** Employers, Managers




References



- Give the reference:
 - A copy of your resume
 - A link or details on scholarship
 - The reason why you are asking them to write the letter
- Be Appreciative:
 - Write thank you notes to each person who gives you a reference.
 - Follow up with them if you receive a scholarship that they helped with.



ACTION ITEM




- **Find at least three people that you can ask to be references.**
- **Write an eloquent email that asks them to be a reference.**
 - Share with them why you are asking them to be a reference. Why did you choose them?
 - Send them a copy of your resume so that they can add details to the letters as needed.
 - Send a copy to a partner in class for editing.
 - Show a copy to your teacher for approval before sending to your references.



Scholarships

Writing an Essay

+ Scholarship Essays



- If your resume shares what you do, then essays tell who you are.
 - Strive for a personal tone / sincerity.
 - Tell your story!
 - Meet the prompt and address the audience and the scholarship opportunity specifically.

+ Effective essays...



- **Demonstrate insight:**
 - Show who you are, how you think, how you decide to act, how you approach a problem, and how you interact with your environment.
- **Demonstrate how you organize and express your ideas:**
 - Show a logical progression of your train of thought. Your sentences should relate to each other with smooth transitions between changes in your story and introduction of new ideas.


+ Effective essays...



- **Demonstrate uniqueness:**
 - Show your unique attributes. Avoid generic, trite, or meaningless statements.
- **Demonstrate effort in the application process:**
 - Show that you are engaged in the writing process. Seek feedback and assistance from other sources.
- **Demonstrate optimism:**
 - Show that you are a worthwhile investment of donors dollars. Show that you have the attributes necessary to succeed academically and professionally. Now is not the time to bemoan your misfortunes.



Essay Ideas




Always follow the prompt and make connections to the sponsoring organization.


- Personal stories that demonstrate unique strengths / talents
- Future educational / career goals
- Work experiences where you learned a valuable lesson
- People in your life who have mentored you and what they have taught you
- Setbacks and obstacles with an emphasis on how you succeeded
- Volunteer work / community involvement with an emphasis on leadership and commitment



ACTION ITEM



- **Look at the Apply Texas Essays and pick one essay to write.**
- **Review the scholarship essay requirements to see where common themes can be used.**
 - Use a word document.
 - Write well with no errors (proofread).
 - Use a personal tone / voice.
 - Follow the essay prompt.




Scholarship

Collecting Transcripts




Transcripts



- Order them early.
- Order multiple copies.
- They will be in sealed & signed envelopes. Do not open.
- Don't forget your community college for any dual credit.



ACTION ITEM



- **Contact your counselors to get copies of transcripts. Keep them in a safe place at home.**
- **Follow up with your references.**
- **Scan and organize letters.**




Scholarship

Finalize Project



ACTION ITEM



- **Review the rubric and complete a self-evaluation of your project.**
- **Submit as a flash drive or by digital access to a collaborative drive.**
- **Make your deadlines to submit scholarships to the organizations.**