

Ann Street School

Summer Packet

Students entering into 6th grade

Note to Parents: In the next few pages we have included a copy of the supplies your child will need to excel in 6th grade. Please ensure that your child comes prepared to school the first day of school with all their materials and the entire summer packet complete and ready to be submitted.

Note to Students: Pay very close attention to this packet. Ensure that you read ALL the directions carefully and you do not miss any assignment or part. As you know these assignments will be due the first day you return back to school in September and will be your FIRST GRADE!

We are looking forward to a great year!
-6th grade teachers :)

Content	Page Number
6th Grade SUPPLY LIST	Page 1-2
ELA Packet	Page 3-7
SCIENCE Packet	Page 8-10
SOCIAL STUDIES Packet	Page 11-23
MATH Packet	Page 24-29



Ann Street School
6th Grade

Class Supplies for **ALL** Subjects

***Please be sure to have all school supplies with you on the First Day of School**

1. Large 3-Ring Binder with zipper closure and 12 subject tabs with plenty of notebook paper
(NO TRAPPER KEEPERS)
2. Flash Drive for computer (2-4G)
3. Black or blue pens – **Pick one color and stick to it!**
4. Red pens for checking work
5. Pencils and erasers
6. Mechanical Multi-color pen ~~~>
7. Page reinforcements
8. 3 Composition pads (Marble/Black) (2 for ELA, 1 for World Language)
9. 6 Two pocket folders with **bottom** pockets – **6 of the SAME color. Look in your report card to see which homeroom you will be in and get 6 folders of the same color (based on which homeroom you are in):**
 - Homeroom **308**- 6 Solid yellow two-pocket folder
 - Homeroom **309**- 6 Solid green two-pocket folder
 - Homeroom **405**- 6 Solid orange two-pocket folder
 - Homeroom **406**- 6 Solid red two-pocket folder
 - Homeroom **407**- 6 Solid blue two-pocket folder
10. 1 two-pocket **BLUE** folder with prongs for Writing ~~~>
11. Ruler- metric on one side
12. Scissors and glue stick
13. Colored pencils
14. Calculator
15. **SMALL Pocket Dictionary & Thesaurus**



16. Highlighters – 4 different colors
17. 3-Hole Puncher with holes to keep in binder
18. Graph Paper (1 centimeter size)
19. 2 Boxes of Tissues – 2 (Boys & Girls)
20. 1 Rolls of paper towels – 1 (Boys only)
21. 1 Technology/Electronics wipes –1 (Girls only) ~~~>
22. 1 LARGE Clorox Wipes – 1 (Boys only)
23. 1 Tube of hand sanitizer–1 (Girls only)
24. Sheet Protectors – 30-40 (Clear in Color)
25. Book Covers/ Socks - 5
26. Pencil Sharpener
27. Protractor and Compass
28. Zippered pouch for supplies (**No hard plastic boxes**)
29. Erasable markers (broad tip) – 4










*** Absolutely no permanent markers or wite-out at any time!**

Thank you and have a wonderful summer!

The 6th Grade Team

ELA Summer Packet

Directions: After choosing a novel from the list below and completely reading it, complete ALL of the assignments below by following the specific directions. **Note that there are TWO assignments that go along with the book you decide to read!** Remember that this entire packet is due the day you return to school in September and it will ALL be graded as an ASSESSMENT grade.

Book title	Author	Genre	Book Cover	Lexile Level
<i>Ungifted</i>	Gordon Korman	Comedy and Humor		730
<i>Zach's Lie</i>	Roland Smith	Adventure, Mystery and Suspense		580
<i>Swindle</i>	Gordon Korman	Adventure Fiction		710
<i>Percy Jackson: Sea of Monsters</i>	Rick Riordan	Fantasy/Adventure		740
<i>Rules</i>	Cynthia Lord	Humorous/Fiction		780
<i>Endangered</i>	Eliot Schrefer	Adventure		900
<i>Inside Out & Back Again</i>	Thanhha Lai	Historical Fiction		800

THERE ARE TWO ASSIGNMENTS FOR ELA!

MAKE SURE YOU COMPLETE BOTH!

Assignments	Specific Directions
<p>1. Book Report</p> <p><i>(Must be typed and printed- The cover page and subtitles (if you decide to include them) can be any font/size/color you wish, however your report must be: size 12-Times New Roman font- double spaced)</i></p> <p><i>***Remember to include your full name and date on the cover page—The date should be: THE FIRST DAY OF SCHOOL).</i></p>	<p>Report should include the following: (you can include subtitles as stated below, if you wish.) Although the subtitles could be any size, color, and font you wish—the writing itself should be typed in <u>Times New Roman, size 12 black font, and double-spaced!</u></p> <ul style="list-style-type: none"> ○ Cover page: Should include the title of the book and author. Include a picture in the center of the page, and your full name and due date (September 6, 2016). ○ Summary (2-3 paragraphs) remember your writing techniques! [Strong opening, powerful closing]. ○ A connection (3-5 sentences) you had with the book [text to self, text to world, text to text]. <ul style="list-style-type: none"> ▪ Examples: 1. <i>The main character, Joan, reminds me of my friend, Marie. They have the same personality and went through the same situation when they moved to a new school.</i> 2. <i>This book reminds me of the novel, "Among the Hidden", because they have the same plot. Both main characters need to stay in hiding because their existence is illegal.</i> ○ Rate (5 stars max) (3-5 sentences) Example: I rate this book 5 out of 5 stars because it is the most interesting book I've ever read. The author had a great way with his words. I could not put this book down! ○ Book Review (2-4 reviews) (look it up on the internet, look on the back of the book/ or make up your own) Example: <ul style="list-style-type: none"> ▪ "So changed with pain and wonder that the novel becomes poetry." —New York Times, ▪ "Will leave fans hungry for the second book"—Star Reviews, ▪ "This book is 'adventuresome'!" —The Wall Street Journal ○ Final Statement (1 sentence) Example: <i>You will not be sorry that you read this book! You won't be able to put it down!</i>

<p>2. Advertisement or Flyer</p> <p><i>(Must be typed- The title can be any font/size/color you wish, however your report must be: size 12-times new roman font-double spaced)</i></p> <p>***Should also include your full name and due date somewhere on the page—The date should be: THE FIRST DAY OF SCHOOL).</p>	<p>Write an advertisement or flyer to be read on the radio or posted around your school in order to advertise the book. The purpose of this advertisement/flyer is to create interest or “buzz” in the book you read. Use some notable quotes which will make your radio audience or students want to run out and buy the book. You must also describe a memorable moment (event) from the book in such vivid detail that the people listening or reading your flyer will be so moved (near to tears, laugh-out-loud, fear for their lives, etc...) that they will be able to visualize themselves in the middle of the action. Remember, this is an advertisement or flyer so you must also provide details about where the book can be purchased and the price of the book. You may also list some awards the book has received (that can be made up or real). You may add pictures (of your radio channel) and a border if wanted—BE CREATIVE! (You should write 2-3 well developed paragraphs, of course, using your persuasive writing techniques).</p>
<p>3. Reading Log</p>	<p>Of course, you should be reading EVERYDAY! Make it a goal this summer to read at least 30 minutes a day and record it on the reading log attached. You can read any book you wish, perhaps you might want to pick another book that is on the list above. You should also, of course, record your reading of the book you chose to use for your book report.</p> <p>**ALSO log in your reading minutes on the scholastic reading challenge www.scholastic.com/summer</p>

*If there is no way you can get to a computer and/or printer during the summer to complete these assignments, then you may complete them on notebook paper—NEATLY!

*You MUST bring this entire packet (including the rubrics attached at the end of the packet) and all your work to class on the first day of school.

*EVERYTHING is due the first day you return back to school in September. Remember that you must complete ALL parts in order to get full credit. This will be your first ELA grade!

ELA Summer Packet Rubrics

Requirements	Points Available	Points earned
Clearly demonstrates an understanding of the task. Completes all requirements of the question(s). Provides an insightful and detailed explanation/opinion that includes or extends ideas from the text. Open Ended 4-point response.	50	
Demonstrates an understanding of the task. Completes all requirements of the question(s). Provides some explanation/opinion that includes ideas from the text for support. Open Ended 3- point response.	39	
May address all of the requirements, but demonstrates only a partial understanding of the task. Uses text incorrectly or with limited success. Includes an inconsistent or confusing explanation. Open Ended 2-point response.	25	
Demonstrates minimal understanding of the task. Does not complete the requirements. Provides only an unclear reference or no use of the text for support. Open Ended 1- point response.	12.5	
A 0-point response is completely irrelevant, off-topic, or missing.	0	

Requirements	Points Available	Points earned
Clearly demonstrates an understanding of the task. Completes all requirements. Provides an insightful and detailed explanation/opinion of the book and is extremely creative.	50	
Demonstrates an understanding of the task. Completes all requirements. Provides some explanation/opinion of the book and is somewhat creative.	39	
May address most of the requirements, but demonstrates only a partial understanding of the task. Uses text incorrectly or with limited success. Includes an inconsistent or confusing explanation of the book. Minimal creativity.	25	
Demonstrates minimal understanding of the task. Does not complete the requirements. Provides only an unclear reference or no use of the text for support. No creativity.	12.5	
Completely irrelevant, off-topic, or missing.	0	

Summary	
Radio Advertisement	
Total:	_____/100

Name: _____

Ann Street School Summer Reading Log

*Although you are filling this out for your teacher--make sure you are still recording your reading minutes on the scholastic reading challenge website.



Date	Title	Author	How long I read for	How many pages I read

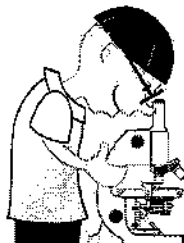
***Use the back of this paper if needed.

I, _____ verify that my child has read these books this summer.

(Parent Signature)

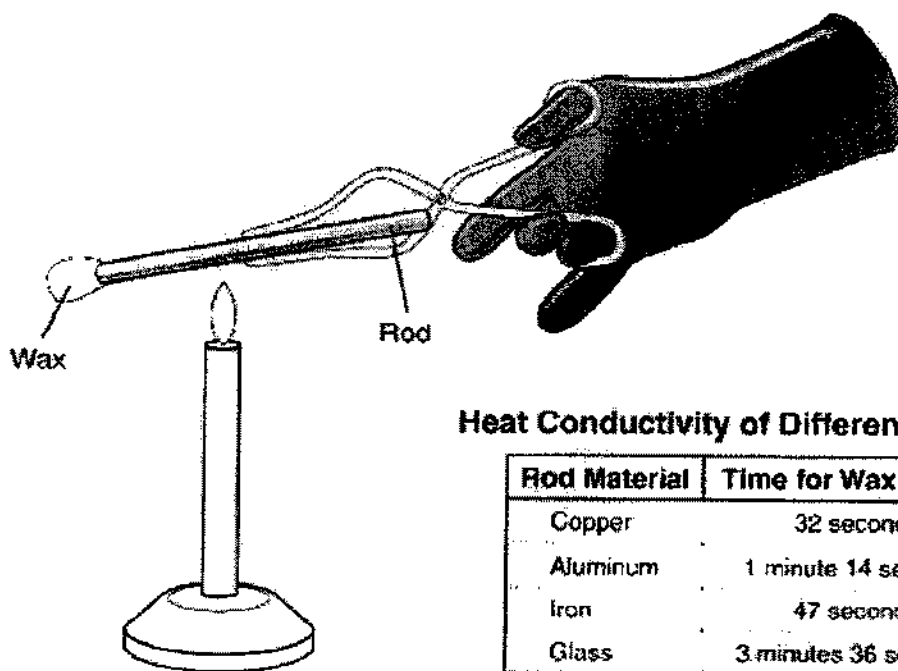
Name:

6th Grade: Science Summer Packet



Multiple Choice directions: Choose the best answer.

- An experiment was conducted using rods made of different materials. A drop of wax was placed on each of the rods. The rod was then placed in the flame of a candle. The time it took for the wax to melt was recorded in the table.



Heat Conductivity of Different Materials

Rod Material	Time for Wax to Melt
Copper	32 seconds
Aluminum	1 minute 14 seconds
Iron	47 seconds
Glass	3 minutes 36 seconds

Which list shows the correct order of the substances from the most to least efficient at conducting heat?

- A glass, aluminum, iron, copper
- B copper, aluminum, iron, glass
- C copper, iron, aluminum, glass
- D aluminum, copper, glass, iron

2. Students conducted an investigation with green bananas. They hypothesized that an onion placed near a banana could increase the rate at which the banana ripened. They placed one onion and one banana in each of three containers. In a fourth container they placed a banana, but no onion. Which statement BEST explains why the onion was left out of the fourth container?
 - A The onion would contaminate the fourth trial.
 - B The container without the onion is the control.
 - C Three containers with onions are enough to conduct the test.
 - D The container without the onion is the independent variable.

3. Gravity is a measurable force of attraction which acts upon objects. Which characteristic determines the gravity of an object?
 - F friction
 - G mass
 - H tension
 - J weight

4. A drug company developed a pill to reduce cases of stomach virus. To test the medication, half of the participants got the pill with the new medicine and half got a sugar pill. Which term BEST identifies the participants who got a sugar pill?
 - F control
 - G experimental
 - H dependent variable
 - J independent variable

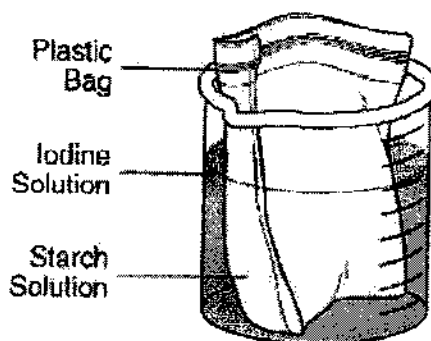
5. Mr. Garcia's science class was studying energy and ways to cut energy costs. All of the students were to compare his or her electric bill for October to the one they would receive in November. All of the students would have a list of energy-saving tips that they would follow during November. Which would be the MOST uncontrollable factor in their investigation?
 - A the list of energy-saving tips to follow
 - B the outdoor temperature in November
 - C the amount of time given to the investigation
 - D the accuracy of the October and November bills

6. Ms. Castillo wanted to know if she gave her students' peppermints before the test if it would increase their test scores. She gave all the students peppermints before Test A and gave them water before Test B. Ms. Castillo analyzes the data from both test and saw that the scores were higher in Test B.

1. What conclusions can be drawn about the results from Ms. Castillo's investigation?

- A. The students should drink water before the test.
- B. The students should drink water with peppermint before the test.
- C. The investigation yielded unreliable results because it had more than one independent variable.
- D. The investigation yielded reliable results because it had an independent and dependent variables.

7. Reggie gathered equipment for an investigation. He will place a starch solution in a plastic bag and then place the sealed bag into a beaker containing an iodine solution. The bag will serve as a membrane through which only small particles can pass.



His hypothesis will predict which substances will move through the bag. Which information should he MOST likely use to develop his hypothesis?

- A the results he obtains after this investigation
 - B the amount of iodine solution in the beaker
 - C the size of starch and iodine particles
 - D the type of starch solution
8. Define the Chemistry terms below:

Matter-

Mass-

Weight-

Physical property-

Chemical property-

Chemical reaction-

SOCIAL STUDIES SUMMER PACKET

ATTENTION STUDENTS (AND PARENTS) OF UPCOMING 6TH GRADE:

Attached you will find the Summer Packet for Social Studies which is to be completed and handed in when you return to school in September. All work will be collected by the Social Studies teacher on the **FIRST DAY** of school.

The Packet consists of 2 parts. The first part deals with the study of History. In 6th grade we will be focusing on Ancient Cultures and Civilizations. This activity will help you to gain a better understanding of some of the terms we will encounter in our lessons. It will also help you to get used to reading and responding to documents that were actually written during specific historical eras.

The second part of the Packet offers an opportunity for you to review World Geography (an area which is weak for many of you). Strengthening your knowledge of geography will help you to get a better understanding of the many cultures that have developed over the years.

PART I: HISTORY

- A. Define the Terms on the Word List. You can use a dictionary or the Internet
- B. Read the Primary Source Document: The Discovery of the Tomb of Tutankhamen. Respond to the questions attached to the excerpt. All responses **MUST BE** in full sentences and on a separate sheet of paper. The excerpt and your responses will be used to respond to an Open-Ended question when you return to school in September.

PART II: GEOGRAPHY

- A. Complete the **WORLD MAP** by labeling the Continents and Oceans correctly. On the back, list the Great Lakes and the Major Seas. Next to the names of the Seas write in parentheses the nations(s) to which the Sea is closest.
- B. Complete the World in Review Sheets (pg. 92, pgs. 93 & 94)

You can use an Atlas, an Encyclopedia, or the Internet to help you with some of these activities.

In order to make these activities more enjoyable and to keep your brain active all summer, you should try to pace yourself and do a little bit of work each day. **DO NOT WAIT** until the last day of summer to complete your work. You will not be able to do it all in one day.

If you are traveling this summer, have a safe trip, and try to learn as much as possible about the places you visit.

Have a safe and healthy summer.

WORDS TO BE DEFINED FOR SUMMER PACKET

HISTORY

CULTURE

ARCHAEOLOGY

FOSSIL

ARTIFACTS

PRIMARY SOURCE

SECONDARY SOURCE

GEOGRAPHY

LANDFORMS

CLIMATE

ENVIRONMENT

REGION

RESOURCES

The Discovery of the Tomb of Tutankhamen

by Howard Carter



ABOUT THE READING The Valley of the Kings in Egypt is the burial place of many ancient Egyptian rulers. British archeologist Howard Carter worked for six years digging in the valley, which is located across the Nile River from Luxor. In this excerpt, Carter describes a lucky break in the fall of 1922—the discovery of some steps under the desert sand.

VOCABULARY

plundered robbed

lintel top of a doorway

threshold entrance

debris rubble, wreckage

anxiously with worry



As you read try to imagine what it might have felt like to discover the tomb of an ancient king.

We . . . had before us the entrance to a tomb, but . . . there was always the horrible possibility . . . that the tomb was an unfinished one, never completed and never used: if it had been finished there was the . . . [chance] that it had been completely plundered in ancient times. On the other hand, there was just the chance of an untouched or only partially plundered tomb, and it was with . . . excitement that I watched the descending steps of the staircase, as one by one they came to light . . .

A sealed doorway—it was actually true, then! Our years of patient [work] were to be rewarded after all, and I think my first feeling was one of congratulation that my faith in The Valley had not been [without a reason]. With excitement growing to fever heat I searched the seal . . . on the door for . . . the identity of the owner, but could find no name . . .

Many tombs of the pharaohs had been robbed in ancient times because thieves knew that they were filled with gold, jewels, and other rare items.

Source: From *The Discovery of the Tomb of Tutankhamen*, by Howard Carter and A. C. Mace. Copyright 1923, 1927, 1933 by Cassell and Company, Ltd.; new Introduction by John Manchip White, copyright © 1977 by Dover Publications, Inc. Reproduced by permission of Cassell and Company, Ltd., London.

The Discovery of the Tomb of Tutankhamen, *continued*

Primary Source

While [studying] the seals I noticed, at the top of the doorway, where some of the plaster had fallen away, a heavy wooden lintel. Under this . . . I made a small peephole, just large enough to insert [a flashlight], and discovered that the passage beyond the door was filled completely from floor to ceiling with stones . . . additional proof . . . of the care with which the tomb had been protected.

The entrance to the underground tomb was filled with stones to make it very difficult for robbers to get to the treasure inside.

It was a thrilling moment . . . I found myself, after years of [finding almost nothing], on the threshold of what might prove to be a magnificent discovery. Anything . . . might lie beyond that passage, and it needed all my self-control to keep from breaking down the doorway . . . then and there . . .



Carter's team of workers carefully remove sand and stones day after day until they come to a second door.

The day following [November 26, 1922;] was the day of days, the most wonderful that I have ever lived through, and certainly one whose like I can never hope to see again. . . In the middle of the afternoon, thirty feet down from the outer door, we came upon a second sealed doorway, almost an exact [copy] of the first. The seal impressions in this case were less distinct, but still recognizable as those of Tut-an-*kh*-Amen . . .

Enough writing was visible to identify the tomb as belonging to the pharaoh Tutankhamen, who died when he was about nineteen years old.

Slowly, desperately slowly it seemed to us as we watched, the remains of passage debris that [blocked] the lower part of the doorway were removed, until at last we had the whole door clear before us. The . . . moment had arrived. With trembling hands I made a tiny [hole] in the upper left hand corner . . . and then, widening the hole a little, I inserted the candle and peered in. . . At first I could see nothing, the hot air escaping from the chamber causing the candle flame to flicker, but

Those who are watching are so excited about what they might find that the clearing of a way to the door seems to be happening very slowly.

The Discovery of the Tomb of Tutankhamen, continued

Primary Source

... as my eyes grew [used] to the light, details of the room within emerged slowly from the mist, strange animals, statues, and gold—everywhere the glint of gold. For the moment—an eternity it must have seemed to the others standing by—I was struck dumb with amazement, and when Lord Carnarvon, unable to stand the suspense any longer, inquired anxiously, "Can you see anything?" it was all I could do to get out the words, "Yes, wonderful things."

Lord Carnarvon was the wealthy British man who paid Carter and his team for their work in the Valley of the Kings.

WHAT DID YOU LEARN?

1. Explain why Carter is excited to find that the first doorway to the tomb is sealed.

2. Carter calls November 26, 1922, "the most wonderful day I ever lived through." Write a brief summary of what happened that day.

3. Carter's book was published in three parts. This excerpt is from the first part, published in 1923. How long was that after the discovery? Do you think his descriptions are accurate? Why or why not?

QUESTIONS FOR PRIMARY SOURCE DOCUMENT

Howard Carter was a British archaeologist who spent many years in Egypt. In 1922, he and his crew made one of the greatest archaeological finds of the 20th century. In the Valley of the Tombs of the Kings in Luxor, they discovered the tomb of Tutankhamen, also known as King Tut. The document you are about to read is actually an excerpt from Howard Carter's book about this great discovery. You will be able to read about this great find in the archaeologist's own words.

The following questions are based on this excerpt and are to be answered in full sentences or paragraphs ON A SEPARATE SHEET OF PAPER.

1. Upon entering the tomb, what were 2 possible situations that Carter feared he might find?
2. Explain why Carter is excited to find that the first doorway to the tomb is sealed.
3. Carter calls November 26, 1922, "the most wonderful day I ever lived through." Write a 1-2 paragraph summary of what happened that day.
4. As a student of history, why do you think that Carter's discovery of King Tut's tomb was so important? Explain your reason(s) in a full paragraph.
5. Why do you think that reading a Primary Source document can help us gain a better understanding of history? Your response must be in paragraph form.

Sixth Grade

Memorization Piece

Continents

Africa
Antarctica
Asia
Australia
Europe
North America
South America

Oceans

Arctic
Atlantic
Indian
Pacific

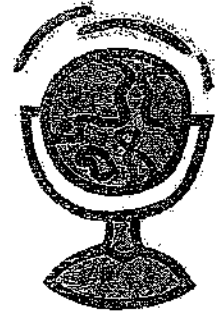
Great Lakes

Huron
Ontario
Michigan
Erie
Superior

Seas

Mediterranean
Aegean
North
Baltic
Red
Arabian
Sea of Japan
Black
Caspian
Caribbean

The Seven Continents



To learn the *seven* continents
Think of the letter "A"
And when we're down to only one,
An "E" will save the day.

There's Africa, Australia,
Asia, Antarctica too.
The oceans run between them.
Their water is deep and blue.

There is also two Americas,
North and south you see!

Now we're coming to an end,
It's Europe can't you see?

World Map

Oceans

- (1) Arctic Ocean
- (2) Atlantic Ocean
- (3) Indian Ocean
- (4) Pacific Ocean

Continents

- (1) Africa
- (2) Antarctica
- (3) Asia
- (4) Australia
- (5) Europe
- (6) North America
- (7) South America

Label the continents
and oceans on the
map. Use the number
key to the right.

Name _____ Grade/Section _____

School _____ Date _____

Social Studies

The student will identify the major countries, continents, bodies of water, and mountain ranges of the world. NJCCS 6.6 A.5

Name the major seas.

Name the Great Lakes.

Name _____ Date _____

THE WORLD IN REVIEW

Reviewing the World's Political Features

Directions: Read each statement. Decide which political feature the statement describes. Write the name of that feature in the spaces provided. One letter fills each space.

1. London is the capital of this country. _____
2. Lesotho is a country surrounded by this nation. _____
3. This nation borders both Sweden and the North Sea. _____
4. The Great Barrier Reef is found off the east coast of this continent. _____
5. This nation lies south of Mongolia. _____
6. This nation is found north of the United States. _____
7. This nation controls the Galápagos Islands. _____
8. This nation is located south of French Guiana and Suriname. _____
9. Sri Lanka is found south of this nation. _____
10. This nation is west of Libya and Tunisia. _____
11. Argentina and this nation share ownership of Tierra del Fuego. _____
12. This nation connects North and South America. _____
13. This nation is found southeast of Australia. _____
14. This city is the capital of Canada. _____
15. Nairobi is the capital of this country. _____
16. The capital of this country is Manila. _____
17. This nation is found between France and the Czech Republic. _____
18. This nation is found south of Jordan and Iraq. _____
19. This is the largest of the Greater Antilles. _____
20. This nation is found northwest of Pakistan. _____



Name _____ Date _____

THE WORLD IN REVIEW

Reviewing the World's Physical Features

Directions: Read each statement. Decide which feature is described. Write the name of that feature in the space provided. Use the letters in parentheses at the end of the statement to spell your answer.

1. This is the largest inland sea in Europe. (AACINPS) _____
2. This sea separates Europe from Africa. (AADEEEIMNNRRT)

3. This is the largest desert in Asia. (BGIO) _____
4. This is the island nation east of Korea. (AAJNP) _____
5. These mountains are the highest in the world and are found in Asia. (ASAAHILMY)

6. This river flows from mountains in southern Africa through Egypt to the sea. (EILN)

7. This large island is off Africa's southeastern coast. (AAAACDGMRS)

8. This desert is the the largest in the world and is found in Africa. (AAAHRS)

9. This mountain chain separates Europe from Asia. (ALRU) _____
10. This is the longest river found in South America. (AAMNOZ) _____
11. This body of water is south of Sri Lanka and India. (ADNNII ACENO)

12. This mountain chain is found in western South America. (ADENS)

13. This body of water separates Africa and South America. (AACILNTT ACENO)
14. This range of mountain extends from western Canada across much of western United States. (CYRKO)
15. These mountains are found along the East Coast of the United States. (AAAACHILNPP)

(continued)



Name _____ Date _____

THE WORLD IN REVIEW

Reviewing the World's Physical Features
(continued)

16. This large body of water is found between Québec and the Northwest Territories. (DHNOSU ABY)

17. This sea is found north of South America. (AABBCEINR) _____

18. This sea borders the Netherlands, Denmark, and the United Kingdom. (OHTRN)

19. Name the island state found off the coast of Victoria, Australia. (AAAIMNST)

20. This sea touches Ukraine, Romania, and Bulgaria. (CBKAL)



Ann Street School

September _____, 2017

6th Grade Summer Math Packet**Remember to show all of your work for credit!****Calculate the quotient.**

1) $59 \div 5$

2) $78 \div 8$

3) $101 \div 4$

4) $322 \div 14$

- 5) Your school's science club is making gift baskets to sell. The club has 350 individually wrapped soaps to put into the gift baskets. The club wants to put 3 soaps in each gift basket. About how many gift baskets can the club make?

Add or subtract.

5) $2.3 + 3.4$

7) $3 - 2.09$

3) $5.8 - 2.1$

9) $42.39 + 3.7$

10) $4.2 - 1.94$

11) $756 + 32.8$

Multiply.

12) 3.17×1.8

13) 5.23×6.8

14) 8.14×7.25

Complete the statement with $<$, $>$, or $=$.

5) 1.007 _____ 1.004

16) 3.052 _____ 3.055

17) 4.61 _____ 0.461

8) 5.750 _____ 5.75

19) 7.34 _____ 7.734

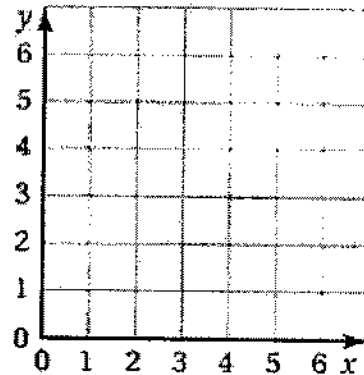
20) 9.976 _____ 9.76

Graph each point on the coordinate plane.

21) A (2, 5)

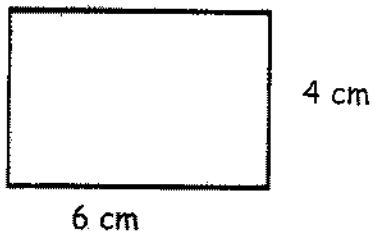
22) B (6, 1)

23) C (0, 4)

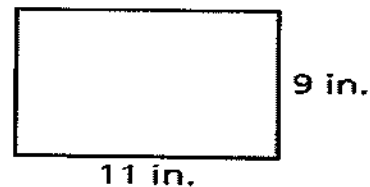


For questions 24 and 25. Find the area of each figure.

24)



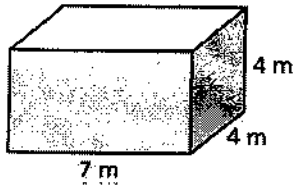
25)



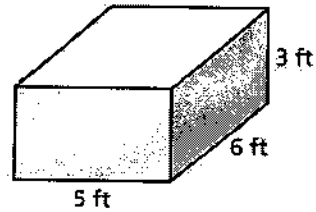
- 26) Your house is 1030 meters from school. Your friend's house is 1.5 kilometers from school. Whose house is farther from school?

Find the volume of the rectangular prism.

27)



28)



Tell whether the number is *prime* or *composite*. Prove it by listing the factors of the numbers.

29) 100

30) 87

31) 41

Simplify the expression.

32) $15 + 5 \times 9$

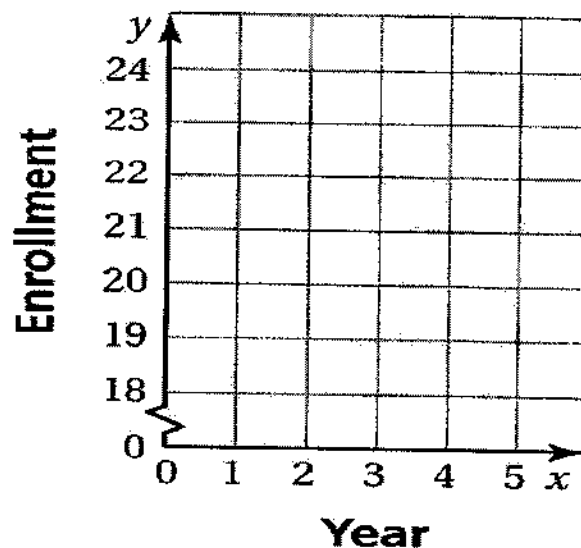
33) $2^3 \times (5 - 2)$

34) $7 \times 5 - 28 \div 4$

35) Brian says that 3^2 is less than 2^3 . Is he correct? Show work to support your answer.

- 36) The data show a class enrollment over a five-year period. Make a line graph to represent the data.

Year	1	2	3	4	5
Class Enrollment	22	24	23	20	19



Use the data set below.

The numbers below are the lengths (in inches) of plants grown in Science class.

7, 5, 3, 3, 5, 10, 4, 5, 12

- 37) Find the average of the plant lengths above.

- 38) Which is greater: the range or the median of the plant lengths?

Round each number to the indicated place value.

- 39) 12.847; hundredths

- 40) 1.89; tenths

6th Grade Summer Packet Answer SheetCalculate the Quotient

- 1.) _____
 2.) _____
 3.) _____
 4.) _____
 5.) _____

Add or Subtract

- 6.) _____
 7.) _____
 8.) _____
 9.) _____
 10.) _____
 11.) _____

Multiply

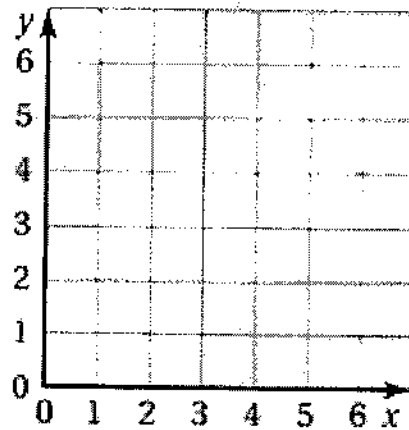
- 12.) _____
 13.) _____
 14.) _____

Comparing Values

- 15.) _____
 16.) _____
 16.) _____
 18.) _____
 19.) _____
 20.) _____

Geometry

Plot the ordered pairs from #s 21, 22, 23 below.



- 24.) _____
 25.) _____
 26.) _____
 27.) _____
 28.) _____

Prime or Composite

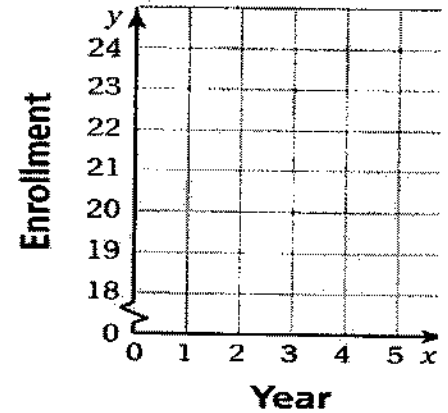
- 29.) _____
 30.) _____
 31.) _____

Expressions

- 32.) _____
 33.) _____
 34.) _____
 35.) _____

Create a Line Graph

36.)

Analyzing Data

- 37.) _____
 38.) _____

Place Value

- 39.) _____
 40.) _____

Score: