

Lesson Name: Found Object Installation -Andy Goldsworthy

Grade Level: 3-6th Grades

Time Allotted: 2-3 40 minute art periods (40-60 minutes)

Materials Needed: Found objects (Nature: sticks, leaves, rocks, et Cetra) or household items(legos, silverware, crayons/markers) & a camera

Lesson Objective:

Students will learn about artist Andy Goldsworthy and create a temporary art installation utilizing the art principals of Pattern and/or Rhythm.

Project Examples:






Lesson Name: Found Object Installation -Andy Goldsworthy

Wyoming Fine and Performing Art Standards

<u>Wyoming Fine and Performing Art Standards:</u>	<u>Standard 1:</u> Creative Expression through Production	<u>Standard 2:</u> Aesthetic Perception:	<u>Standard 3:</u> Historical and cultural context:	<u>Standard 4:</u> Creative Expression Through Production:
Benchmarks met for this lesson have been highlighted.	Benchmarks: <input checked="" type="checkbox"/> 1.1 <input type="checkbox"/> 1.2 <input checked="" type="checkbox"/> 1.3 <input type="checkbox"/> 1.4 <input type="checkbox"/> 1.5 <input checked="" type="checkbox"/> 1.6	Benchmarks: <input type="checkbox"/> 2.1 <input type="checkbox"/> 2.2 <input checked="" type="checkbox"/> 2.3 <input type="checkbox"/> 2.4	Benchmarks: <input type="checkbox"/> 3.1 <input type="checkbox"/> 3.2 <input checked="" type="checkbox"/> 3.3 <input type="checkbox"/> 3.4	Benchmarks: <input type="checkbox"/> 4.1 <input type="checkbox"/> 4.2 <input type="checkbox"/> 4.3 <input type="checkbox"/> 4.4 <input type="checkbox"/> 4.5 <input type="checkbox"/> 4.6 <input type="checkbox"/> 4.7




Step by Step Directions:

Step 1:	I. Review/Introduce Pattern & Rhythm A. Pattern: When art elements(lines, shapes, colors, space) are repeated B. Rhythm: Patterns that are repeated and create visual rhythm/movement 1. Rhythm can be regular: patterns are created by regularly repeating elements (AB AB AB AB) 2. Rhythm can be irregular: patterns are created by irregular or randomly repeated elements (A B ab A b AB)
Step 2:	Look at images of artwork by environmental artist Andy Goldsworthy and identify patterns/rhythms. <div style="display: flex; justify-content: space-around; align-items: center;">    </div>

Lesson Name: Found Object Installation -Andy Goldsworthy



- Step 3:** Consider and collect items that you have multiples of that you could arrange to create a temporary installation that utilizes the principle of pattern/rhythm.
- These items can be items found in nature or household items that you have a number of around the home.



- Step 4:** Consider your background surface and arrange your found items into a composition using pattern/rhythm
- You may want to try multiple ways of arranging your items and select the layout that you like best as your final installation piece.

Lesson Name: Found Object Installation -Andy Goldsworthy

Step 5:	Use your camera/phone to take a photo of your installation and share the image with your teacher with a statement describing one or more of the patterns/rhythms in your work.
Step 6:	<ul style="list-style-type: none">*If you have used items from around your house, make sure that you have returned them to the appropriate places.*If you have used found items in nature, you could leave your work for others to enjoy as long as it does not create any safety problems for others who share the space (<i>If you put rocks on the grass at a park, return them so that they are not a safety hazard for a mowing crew</i>)

Additional Resources:

ANDY GOLDSWORTHY (Artist Binder Notes). (2015, March 4). Retrieved March 24, 2020, from <https://www.thesmartteacher.com/exchange/resource/1539/ANDY-GOLDSWORTHY-Artist-Binder-Notes>

Andy Goldsworthy - Land Art. (2012). Retrieved from <https://youtu.be/FPDH8yCnlk0>

What is Rhythm? (2013). Retrieved from <https://www.youtube.com/watch?v=-1aD8YJbfk8&feature=youtu.be>

Lesson Name: Found Object Installation -Andy Goldsworthy

Assessment:

E:

The student was able to create a temporary art installation inspired by Andy Goldsworthy and describe how/where they created a visual rhythm/pattern and how their art was influenced by the environment they created it in. (3.3)



"The rhythm in my art is regular because the lines in the snow are repeated regularly. My art was influenced by the environment/time I created in because the snow is temporary and had not been walked through before" -JA

S:

The student was able to create a temporary art installation inspired by Andy Goldsworthy and describe how/where they created a visual rhythm/pattern



"The sticks create an irregular rhythm" -MF

N:

The student did not complete installation, or created an installation without using a pattern/rhythm and/or could not describe the pattern/rhythm used to create their artwork.



"ice leaves found seal" -KV