
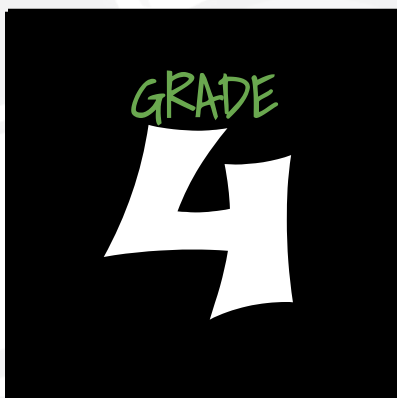




# LEARNING MENU CHOICES

GRADE 4



May 4 - May 8



# LEARNING MENU VOCAB

GRADE 4

New vocabulary will be added as needed.



# LEARNING MENU

MATH & STEM

GRADE 4

★ = EVERYDAY ITEMS

1 ★

Fact practice as directed by teacher (XtraMath, IXL, Everyday Math games)



2

IXL Diagnostic or (Math J.6, J.7, N.3, N.4, N.5, or N.6)



3

[Line plot activity](#)



4

[Measurement task cards](#)  
(Hint: use the first page of your math book to help you with the conversions)



5

Complete the weekly [Esti-Mystery](#).



6

[Customary length exploration](#)



7

Watch your continued learning video assigned by your teacher.



8

Play Prodigy for 20 minutes.



9

[Review worksheet](#)



10

Read the Epic collection about angles (as assigned by your teacher).



Earlier this year, you worked as a biomedical engineer to design a model knee brace. Imagine you were asked to work as a biomedical engineer once again but this time you were asked to design a way to help a dog that was born with deformed front legs, run and play just like other dogs.  
[More Info >>](#)



12

Animals that are more active at night and rest during the day are called nocturnal. What special body parts do you think nocturnal animals would need in order to survive? If you can, sit quietly outside for a few minutes after dark. Imagine you are a nocturnal animal. [More Info >>](#)



Check our website daily for additional remote learning supports: [bit.ly/rsu57remote](https://bit.ly/rsu57remote)

May 4 - May 8



4

# LEARNING MENU LITERACY

GRADE 4

★ = EVERYDAY ITEMS

1 ★

Read to self for 20 minutes or more daily. Respond to/record your reading as instructed by your teacher.



2

Listen to a story/book read by your teacher or librarian.



3

## Word Work:

See your teacher for your assignment.

Paper Copy: [bit.ly/3bUJsn2](https://bit.ly/3bUJsn2)



4

## Raz Kids:

Read the Graphic Novel The Boston Tea Party. Your teacher may assign it to you on Raz-kids **OR** if you want to print out a copy:

[bit.ly/2W7MLAn](https://bit.ly/2W7MLAn)



5

## IXL ELA Grade 4 Topic:

Commas

SS 1

SS 2

SS 3



## 6 Figurative Language Alliteration

1. Watch one video below.

### Alliteration song:

[safeYouTube.net/w/PL39](https://safeYouTube.net/w/PL39)

### Alliteration Video:

[safeYouTube.net/w/EBn9](https://safeYouTube.net/w/EBn9)

2. Use your name in an alliterative sentence. Turn this into your teacher. Ex. Beautiful Betty bought bright, blue balloons.



7

## Grammar

Use Commas in Direct Speech

[bit.ly/3cWFBpr](https://bit.ly/3cWFBpr)



8

## Fluency: Ice Cream Song

[safeYouTube.net/w/wb99](https://safeYouTube.net/w/wb99)

Lyrics: [bit.ly/3aREohW](https://bit.ly/3aREohW)

Make your own ice-cream cone using alliteration:

[bit.ly/3aHNqXj](https://bit.ly/3aHNqXj)



9

## Cinco de Mayo

### Cinco de Mayo Reading

Passage: [bit.ly/3cWNtHE](https://bit.ly/3cWNtHE)

### Cinco de Mayo Questions:

[bit.ly/2yNC9y0](https://bit.ly/2yNC9y0)



10

## American Revolution

Read to learn about Sybil Ludington

[bit.ly/2Sh6TyQ](https://bit.ly/2Sh6TyQ)



11

Write in your social distancing journal or Pandemic Time Capsule Booklet and submit to your teacher.



## 12 Writing Prompt

**Day 1:** Write a table of contents for your nonfiction book or create an outline for your 5 paragraph essay. (These are your subtopics.) **Day 2:** Begin to draft. Write 1 or 2 paragraphs for your book or essay using your subtopics from Day 1.

[Resources & Checklists >](#)



Check our website daily for additional remote learning supports: [bit.ly/rsu57remote](https://bit.ly/rsu57remote)

May 4 - May 8



4

# LEARNING MENU SPECIALS

GRADE 4

May 4 - May 8

1

Make Your Own P.E  
Equipment: [Make Your Own  
P.E Equipment](#)



2

**PE**  
W.O.W (Workout of the  
Week): Wednesdays with  
Mrs. Person at 11:00:  
[rsu57.zoom.us/j/298414629](https://rsu57.zoom.us/j/298414629)



3

**PE**  
Sweat Box Challenge, click  
this link to try it: [Sweat Box  
Challenge](#)



4

**Art: Charcoal Drawings**  
[Instructions](#)



5

**Art: Collagraph Prints**  
[Instructions](#)



6

**Art: Diorama**  
[Instructions](#)



7

**Music**  
Word Synth - Experiment  
with the word synth to  
create your own mini song!  
Share what you made by  
filling out your teacher's  
survey which can be found  
here: [tinyurl.com/yb3aupgu](https://tinyurl.com/yb3aupgu)



8

**Music**  
Use household objects, like  
silverware, to 8 beats of  
rhythmic notation. See your  
music teacher for further  
directions and examples.



9

**Music**  
Music Interview Project -  
talk with an older family  
member about their  
experiences with music.  
See your music teacher for  
more instructions.



10

**Library:** Pretend you  
are a news reporter! Find a  
BIOGRAPHY (nonfiction  
book about a famous  
person) about a figure  
during Revolutionary times  
in America on Epic or  
another reading app. Use  
this [worksheet](#) to help you  
create and share your  
interview with your librarian.  
[Example](#)



11

**SEL**  
[Coping with Social  
Distancing Part 2](#)



12

**SEL**  
[After the Fall](#)



Check our website daily for additional remote learning supports: [bit.ly/rsu57remote](https://bit.ly/rsu57remote)



4

