



# RSU 57

- Waterboro
- Alfred
- Lyman
- Line
- Shapleigh
- Massabesic Middle
- Massabesic High

## Continuous Learning LEARNING MENUS

MATH

LITERACY

SPECIALS


Printables



# RSU 57

- Waterboro
- Alfred
- Lyman
- Line
- Shapleigh
- Massabesic Middle
- Massabesic High

# MATH



Printables



Name: \_\_\_\_\_

Name: \_\_\_\_\_

Name: \_\_\_\_\_

Name: \_\_\_\_\_

Name: \_\_\_\_\_



Draw a fraction pizza (circle, square, or rectangle) and divide it into eighths.

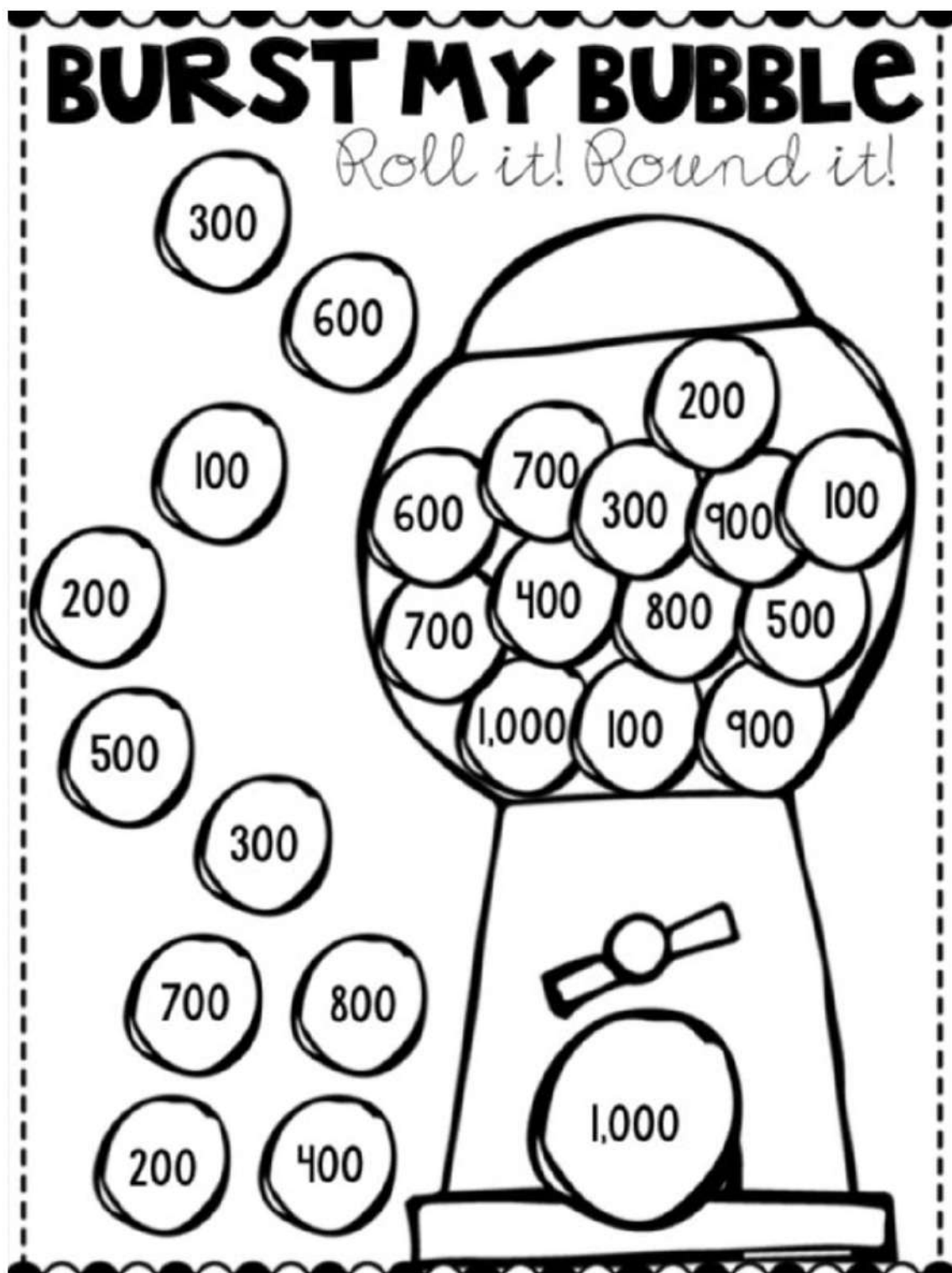
1. Draw pepperoni on 3 slices and write the fraction of how many pieces have pepperoni.
2. Draw mushrooms on 2 slices and write the fraction of how many pieces have mushrooms.
3. Draw a third topping on the remaining slices and write the fraction of how many pieces have that topping.

Post a picture of your pizza for your teacher.  
Save your pizza drawing for next week.

Name: \_\_\_\_\_

Directions: Roll a dice 3 times (or draw 3 number cards) to create a 3-digit number. Round that number to the nearest hundred. Find the hundred your number rounded to in the picture and write your rolled number above it. Then lightly color in the bubble. Repeat the process until you've colored all bubbles.

~~187~~  
200





Name: \_\_\_\_\_

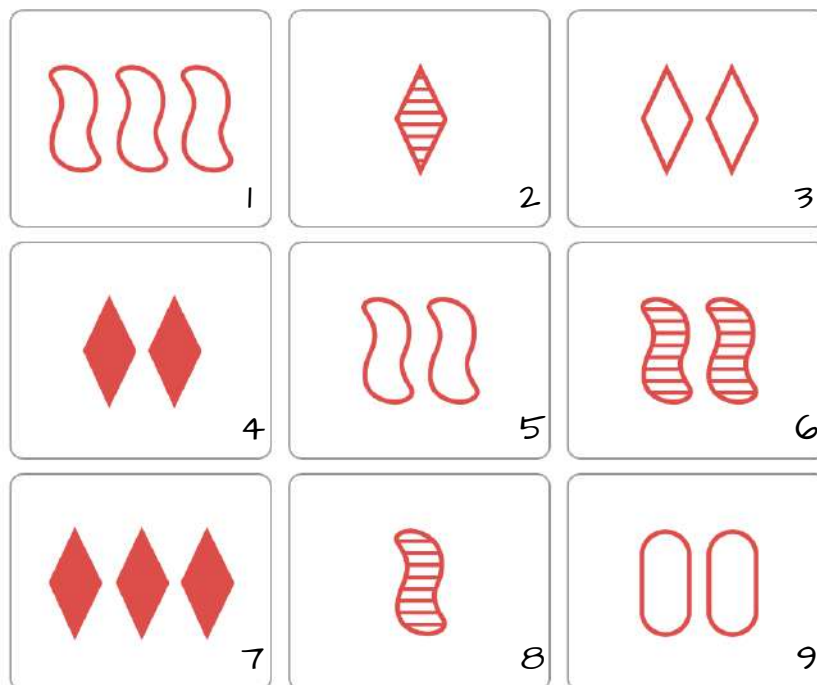
**You will need:**  plastic coins**What to do:**

Use coins to make a picture such as the ideas on the right. Record your picture in the box and then add up how much it costs.

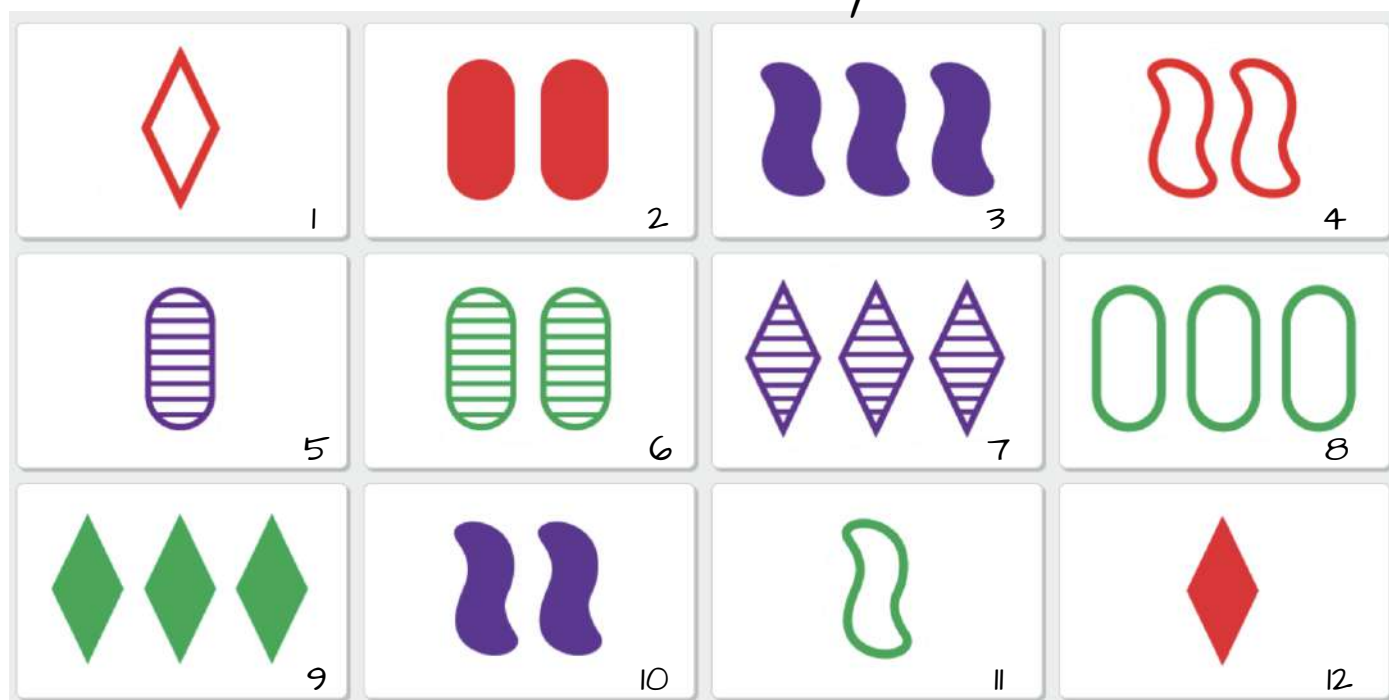


Name: \_\_\_\_\_

There are 4 SETs below. Can you find them all?



There are 6 SETs below. Can you find them all?



Name: \_\_\_\_\_

Name: \_\_\_\_\_

Write the time shown on each clock.

①



②



③



④



⑤



⑥



⑦



⑧



⑨



Name: \_\_\_\_\_

Take one more trip back to the vernal pool that you visited earlier. How is the pool the same as it was before? How is it different? What do you think causes the vernal pool to change over time? Take along a copy of this [Maine Vernal Pool coloring book](#). See how many of the living things shown in the book you can find. You may also find a living thing that is not in the coloring book. If you do, draw or take a picture of what you see and add it to your booklet. What do you think will happen to the living things in the vernal pool as it dries up? Why do you think this? What special features do living things have to have that use vernal pools as their homes?

[bit.ly/2KPkI90](http://bit.ly/2KPkI90)

Name: \_\_\_\_\_

Think about foxes that we have here in Maine. What do they look like? Where do they live? How would you describe their habitat? What special body parts do Maine foxes have that help them survive here? A different kind of fox, called a fennec fox, lives in the sandy deserts in North Africa. What special body parts do you think fennec foxes would need to have in order to survive in the desert? What's the same about these two kinds of foxes? What's different? Make a list of the similarities and differences you can think of. Watch this [2 minute video](https://www.youtube.com/watch?v=tPqA) of the Fennec fox. What surprised you about fennec foxes' special body parts?


[safeYouTube.net/w/tPqA](https://www.youtube.com/watch?v=tPqA)



# RSU 57

- Waterboro
- Alfred
- Lyman
- Line
- Shapleigh
- Massabesic Middle
- Massabesic High

# LITERAC Y



Printables



Name: \_\_\_\_\_



Name: \_\_\_\_\_

Name: \_\_\_\_\_

Name: \_\_\_\_\_

Name: \_\_\_\_\_

Name: \_\_\_\_\_

Name: \_\_\_\_\_

Name: \_\_\_\_\_

Name: \_\_\_\_\_





Name: \_\_\_\_\_


Name: \_\_\_\_\_



# RSU 57

- Waterboro
- Alfred
- Lyman
- Line
- Shapleigh
- Massabesic Middle
- Massabesic High

# SPECIAL S



Printables



Name: \_\_\_\_\_

## Make Your Own P.E Equipment

**Objective:** Create a piece of equipment you can manipulate; throw, kick, strike, catch, possibly even jump over or around.

Your P.E teachers want to see creative equipment, we want to hear about how you used your equipment, and we would like to know if you created a game, please share with your P.E teacher:

[Samanthaperson@rsu57.org](mailto:Samanthaperson@rsu57.org)

[Brianpenley@rsu57.org](mailto:Brianpenley@rsu57.org)

[Janelfearon@rsu57.org](mailto:Janelfearon@rsu57.org)

## Examples:

**Sock Ball:** Stuff a sock full of other socks or stuffing and use it to kick, throw at a target, or shoot in a basket.



**Bottle Bat:** Create your very own bat with a 2 liter bottle, can you strike a sock ball off of a chair, maybe in the air.



**Dancing ribbon:** Use a stick, popsicle stick, pencil, ruler, and attach ribbon or shoe strings to one end. Create a rhythmic dance or routine.



**DISCLAIMER:** When you are building this equipment please take every precaution to make sure it is safe. Please make sure there aren't any sharp edges and please test in a safe place. Use good judgement when striking objects with your homemade P.E equipment. RSU 57 Physical Educators cannot be held responsible for the improper use or construction of the homemade equipment ideas provided above.

Name: \_\_\_\_\_

Name: \_\_\_\_\_

Name: \_\_\_\_\_



Name: \_\_\_\_\_

Name: \_\_\_\_\_

Name: \_\_\_\_\_

## Music Interview

Find a relative or family friend, and ask them about their experiences in music. Be sure to choose someone older than you, like a parent, aunt/uncle, or grandparent.

My name:

The person I'm interviewing is:

Who was your favorite musician when you were growing up?

How did you normally listen to music when you were a kid?

Did you play any instruments or sing in a choir? Did anyone in your family play instruments or sing in a choir?

What was the first concert you went to? What was your favorite concert?

What is your favorite thing about music?

Name: \_\_\_\_\_

## Rhythmic Composition Using Household Objects

Use household objects (like silverware, toothpicks, popsicle sticks, sticks, etc) to create 8 beats of your own rhythm. Take a picture of your creation or take a video of yourself tapping and reading your rhythmic creation! Reach out to your music teacher if you need any help.

Waterboro: Use either ta/tadi/quarter rest **or** ta/tatute/dotted quarter rest

Alfred/Lyman: Use du/du-de

Line/Shapleigh: Use du/du-de

*Example:*

Can you tap and read this rhythm? How many beats long is this rhythm? How many more beats would this need to be complete?



Name: \_\_\_\_\_

Name: \_\_\_\_\_

# My Space Interview



you are a reporter for a newspaper or TV news station. You have been asked to interview a part of our Solar System. Read a nonfiction book on epic or pick one of the articles provided about a planet or another object in our solar system (star, sun, moon, comet, asteroid).

Pick 3 interesting questions to ask the planet or space object based on what you learned. Have someone in your home ask you the questions and you answer as if you were the planet or object (yes, let's pretend planets can talk!) with the information you learned. Record your interview to share it with your librarian.

Name of Planet or object: \_\_\_\_\_

Question

Answer

Question

Answer

Question

Answer

Name: \_\_\_\_\_

Name: \_\_\_\_\_