




RSU 57

- Waterboro
- Alfred
- Lyman
- Line
- Shapleigh
- Massabesic Middle
- Massabesic High

Continuous Learning LEARNING MENUS



MATH

LITERACY

SPECIALS

Printables






RSU 57

- Waterboro
- Alfred
- Lyman
- Line
- Shapleigh
- Massabesic Middle
- Massabesic High

MATH



Printables



Name: _____

Name: _____

Name: _____

Name: _____

Name: _____

Name: _____

Name: _____

Name: _____

Name: _____

Name: _____

Name: _____


Name: _____



RSU 57

- Waterboro
- Alfred
- Lyman
- Line
- Shapleigh
- Massabesic Middle
- Massabesic High

LITERAC Y



Printables



Name: _____

Name: _____

Name: _____

Name: _____

Name: _____

Name: _____

Families

By Sarah Griffin

Families are big,
and families are small.

Families are different, and we love them all.

Some have mothers.

Some have fathers.

Some have sisters, and some have brothers.

I love my family!

Illustration

Name: _____

Families

By Sarah Griffin

Families are big,
and families are small.
Families are different, and we love them all.
Some have mothers.
Some have fathers.
Some have sisters, and some have brothers.
I love my family!

Circle the first and last words in the poem

Underline words that rhyme.

How many letters are in the title of the poem? _____

Find 4 sight words. Write them.

Name: _____

Name: _____

Name: _____

Name: _____


Name: _____



RSU 57

- Waterboro
- Alfred
- Lyman
- Line
- Shapleigh
- Massabesic Middle
- Massabesic High

SPECIAL S



Printables



Name: _____

Make Your Own P.E Equipment

Objective: Create a piece of equipment you can manipulate; throw, kick, strike, catch, possibly even jump over or around.

Your P.E teachers want to see creative equipment, we want to hear about how you used your equipment, and we would like to know if you created a game, please share with your P.E teacher:

Samanthaperson@rsu57.org

Brianpenley@rsu57.org

Janelfearon@rsu57.org

Examples:

Sock Ball: Stuff a sock full of other socks or stuffing and use it to kick, throw at a target, or shoot in a basket.



Bottle Bat: Create your very own bat with a 2 liter bottle, can you strike a sock ball off of a chair, maybe in the air.



Dancing ribbon: Use a stick, popsicle stick, pencil, ruler, and attach ribbon or shoe strings to one end. Create a rhythmic dance or routine.



DISCLAIMER: When you are building this equipment please take every precaution to make sure it is safe. Please make sure there aren't any sharp edges and please test in a safe place. Use good judgement when striking objects with your homemade P.E equipment. RSU 57 Physical Educators cannot be held responsible for the improper use or construction of the homemade equipment ideas provided above.

Name: _____

Name: _____

Name: _____

Name: _____

Name: _____

Name: _____

Name: _____

Name: _____

Name: _____

Name: _____

Name: _____