













Inspire Learning.
Unlock Potential.
Empower Achievement.

Grade Level: Kindergarten Week of May 11 - May 15

Choice Board: For your learning this week, please select from any of the grade-level activities below that have been created by your fabulous Linn-Mar teachers! Feel free to reach out to your teacher for feedback on your work. [Click here for printable files for the week.](#) Please remember that [Lexia](#) is available to students during this time. Lexia can also be accessed through [Clever](#).

Every school counselor and student assistance counselor is available to support students during this time. Please feel free to reach out to them via email to set up a time to talk. If your family is in need for reaching community support and/or resources, please contact our Family Resource Specialist, Katie Smith. The link below will take you to a Linn-Mar web page where a list of resources has been collected for families. School counselors and Student assistance team members' contact information is also on this webpage. <https://tinyurl.com/wecareaboutyou>

Reading/Writing	Math	Science	Social-Emotional	Specials
<p>Read The Day the Crayons Quit (If you have the book at home, feel free to pull it out and read it together!)</p> <p>Writing: What is your favorite color? What kinds of things do you like to draw with your favorite color? *Draw a picture to go along with your writing-make sure you use your favorite color! Printable: Writing Paper Template</p> <p>CVC Game</p>	<p>Play the game War with a family member.</p> <p>WAR Rules</p> 	<p>Push and Pull Play- Put a few toys across the room or, if it's nice outside, at the end of the yard. Then push a laundry basket or bucket to the toys and pick them up.</p> <p>Now, try tying a string to it and do the same thing but pull this time. Which way is faster? What happens if something is in the path while you are pushing or pulling? Does it take longer once the toys are in the basket?</p>	<p>Kindness Scavenger Hunt</p> 	<p>PE</p> <p>Dance</p> 

<p>Write your SIGHT WORDS in rainbow writing! You can do this on paper with markers or crayons OR use chalk outside! Example: PLAY</p> <p>Printables: Sight Word Cards</p> <p>Printable: 50 Sight Word List</p> <table border="1"> <tr><td>I</td><td>with</td><td>came</td><td>new</td><td>by</td></tr> <tr><td>like</td><td>my</td><td>on</td><td>said</td><td>there</td></tr> <tr><td>the</td><td>you</td><td>will</td><td>was</td><td>do</td></tr> <tr><td>and</td><td>what</td><td>be</td><td>could</td><td>went</td></tr> <tr><td>see</td><td>are</td><td>that</td><td>she</td><td>little</td></tr> <tr><td>we</td><td>is</td><td>your</td><td>her</td><td>have</td></tr> <tr><td>a</td><td>how</td><td>who</td><td>when</td><td>look</td></tr> <tr><td>to</td><td>of</td><td>here</td><td>he</td><td>very</td></tr> <tr><td>come</td><td>where</td><td>they</td><td>no</td><td>saw</td></tr> <tr><td>me</td><td>from</td><td>play</td><td>away</td><td>put</td></tr> </table>	I	with	came	new	by	like	my	on	said	there	the	you	will	was	do	and	what	be	could	went	see	are	that	she	little	we	is	your	her	have	a	how	who	when	look	to	of	here	he	very	come	where	they	no	saw	me	from	play	away	put	<p>Count the silverware in your kitchen and graph how many you have of each. (spoons, forks, knives etc.) Then talk about the most, the least, any with the same number.</p> <p>Addy Gator Video</p> 	<p>Living or Nonliving: In the Tall, Tall Grass</p> <p>What things did you see in the book that were living (grass, bees, caterpillar) and not living. (rocks,dirt)</p> <p>Go outside, find three things that are living, and three things that are not living. Draw them on a piece of paper and label them living or not living.</p>	<p>Choose several of the games from PBS kids to play! These games are all about FEELINGS!</p> <p>Feelings Games</p> 	<p>MUSIC</p> <p>Music Lesson</p> <p>Create and Perform Video</p> 
I	with	came	new	by																																																		
like	my	on	said	there																																																		
the	you	will	was	do																																																		
and	what	be	could	went																																																		
see	are	that	she	little																																																		
we	is	your	her	have																																																		
a	how	who	when	look																																																		
to	of	here	he	very																																																		
come	where	they	no	saw																																																		
me	from	play	away	put																																																		
<p>Read the following: <i>There was a rainbow high up in the sky. The colors were so vibrant.</i></p> <p>What does the word vibrant mean?</p> <p>Use this dictated drawing of rainbow fish or make your own drawing. Then write a sentence using the word vibrant. Make sure your sentence makes sense with your picture!</p> <p>Printable: Writing Paper Template</p> 	<p>Watch this Number Gator video.</p> 	<p>Snails</p> <p>Draw a snail and label the parts (shell, foot, tentacle, eyes) Write a sentence to describe how a snail moves.</p> 	<p>OCM Weekly Lesson</p> <p>Caring</p> 	<p>ART</p> <p>Make a picture using the objects for each letter of your name from the alphabet link below</p> <p>Art Instructions</p> <hr/> <p><u>GUIDANCE</u></p> <p>Watch Second Step Video Lesson 13: "Managing Frustration"</p> <p>Family lesson resource</p> <p>Watch YouTube video: Feelings</p>																																																		