




LEARNING MENU CHOICES

GRADE 4



April 27th - May 1



LEARNING MENU VOCAB

GRADE 4

New vocabulary will be added as needed.



April 27th - May 1



4

Check our website daily for additional remote learning supports: bit.ly/rsu57remote

LEARNING MENU MATH & STEM

GRADE 4

★ = EVERYDAY ITEMS

1 ★

Fact practice as directed by teacher (XtraMath, IXL, Everyday Math games)

2

IXL Diagnostic or (Math E.6, E.10 E.15, or E.16)

3

Create a [division cootie catcher](#) (also known as a fortune teller) and quiz yourself or a family member.

4

[Visual Division Worksheet](#)
[Two digit division worksheet](#)
[Three digit division worksheet](#)
[Division riddle worksheet](#)

5

Weekly Esti-Mystery:

[Daily Clue](#) - Submit all estimates on Friday. Monday reveal!

6

Play [Lure of the Labyrinth](#) on Brainpop

bit.ly/3eGp36M

7

Watch your continued learning video assigned by your teacher

8

[Division Memory Game](#) (play this memory game by printing these cards or make your own on index cards)

9

Watch the [Number Rock video](#) about long division.

bit.ly/2VoVX4k

10

Read the Epic collection about division (as assigned by your teacher).

11

Why do animals' ears look different from yours? What would life be like if your ears were shaped differently? Let's make new ears for yourself and find out! [Click for more instructions.](#)

12

Have you ever visited a fishway or fish ladder? There is likely one near you that you can visit with your family. What are fish ladders? [Click here to learn more.](#)



LEARNING MENU LITERACY

GRADE 4

★ = EVERYDAY ITEMS

1 ★

Read to self for 20 minutes or more daily. Respond to/record your reading as instructed by your teacher.



2

***Listen to a story/book read by your teacher, family member or librarian.



3 ★

Word Work: See your teacher for your assignment.



4

Raz Kids, NewsELA, or Reading Plus- Choose a book/story and answer the questions after you read.



5

IXL ELA Grade 4 Language Arts:

F1, F2, or F3 (Similes and Metaphors)



6 Figurative Language: Onomatopoeia -- Watch the video [Onomatopoeia](#). Then write a comic or a weather poem using the technique of onomatopoeia. Poem Template- [bit.ly/34XD3ol](#) Comic Template: [bit.ly/3bzo0a](#)



7

Time Capsule Book: complete 1 page of your choice and take a photo and submit to your teacher.

[Time Capsule Book link](#)



8

Fluency
Record your reading of Running Water or Storm and share with your teacher.

Storm- [bit.ly/3cFjLI](#)

Running Water- [bit.ly/3eFIdcY](#)



9

May Day Project
www.readingvine.com/passages/may-day

Read the poem, share your answers to the 4 questions with your teacher



10

American Revolution: Ben Franklin's Big Splash

safeYouTube.net/w/bXX7



11

Use visualization: Draw a scene from your independent reading book or a book you listened to today. Use detail, what did you imagine?



12 Writing: Must choose this box 2 days this week.

Day 1 of Informational Writing: Brainstorm a list of things you are an expert at and could teach someone about.

[Topics for Informational Writing](#)

Day 2: Rehearse with a family member and tell them all the things you know about that topic.

[Rehearse What You Can Teach](#)



Check our website daily for additional remote learning supports: bit.ly/rsu57remote

April 27th - May 1



4

LEARNING MENU SPECIALS

GRADE 4

April 27th - May 1

1

Flip A Coin Workout:
bit.ly/2XWlrqn-coin



2

W.O.W (Workout of the Week): Wednesdays with Mrs. Person at 11:00:
rsu57.zoom.us/j/298414629



3

Head, Shoulders, Knees and Toes Challenge, click this link to try it: bit.ly/3eNRcJp



4



Charcoal Drawings
bit.ly/2VTAK1g



5

Collagraph Prints
bit.ly/2VTAK1g



6



Diorama: bit.ly/2VTAK1g



7 Kaboom Fireflies: Try playing the cup ostinatos with the song Fireflies! First, watch [this video](#) to practice. Then, try performing it with [this video](#). See your music teacher for further directions. Tutorial: safeyoutube.net/w/Vii6 Play-along video: safeYouTube.net/w/Dki6 See your teacher for an extension to this activity!



8

Select a song from this playlist, then complete the listening log found either in your music teacher's Google Classroom or SeeSaw.
tinyurl.com/y7s648kk



9

Create a sound map. Take a walk outside, and notice any sounds you hear. When you get back, draw a map that shows the path you took. Then, note the sounds you heard, and where you heard them. You can show the sounds with words or with pictures.



10

Choose a favorite story and create puppet characters (using spoons, popsicle sticks, socks, etc..) then act out a puppet show of the story. Be sure to focus on following the story line with your dialogue. Make it digital: Record yourself acting out part of the story with your puppets and share with your librarian.



11

The Invisible String: Finding connection, even when we can not be together.
safeYouTube.net/w/LTS7



12



Feelings Scavenger Hunt
bit.ly/2XXvDQA



Check our website daily for additional remote learning supports: bit.ly/rsu57remote



4

