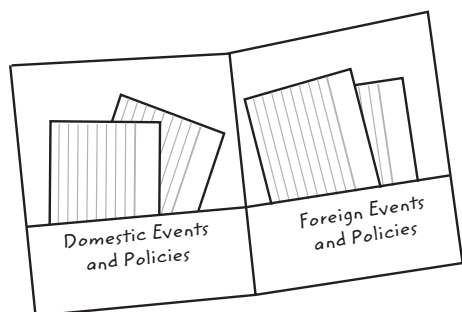


Nixon and Watergate

TOPIC SUMMARY

After winning a close election in 1968, Richard Nixon solidified Republican control of the presidency with a landslide victory in 1972. President Nixon made historic moves in foreign policy and built a coalition of conservatives from all regions of the country. When he faced probable impeachment and conviction on charges stemming from the Watergate scandal, however, he resigned the presidency.

Evaluating the Nixon Presidency

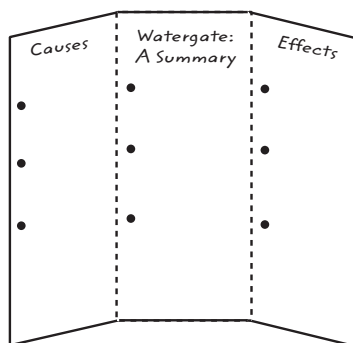


Pocket Book

Ask students to find four or more examples of events and policies during the Nixon presidency. Students should take notes on 3" x 5" cards as they review material in their textbook, separating their findings into foreign and domestic categories. Have students organize their note cards in a Two-Pocket Foldable. The Foldable can then be used as a reference in assessing the strengths and weaknesses of the Nixon administration.

Materials Needed: 3" x 5" note cards, one sheet of 8.5" x 11" paper, glue.

Analyzing Cause and Effect

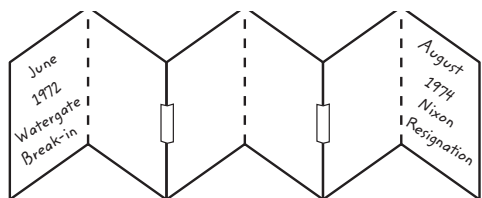


Shutter Fold

After students have read about the Watergate scandal, they can create a Shutter Fold to analyze critical information on this event. Students can write a brief summary of Watergate events in the large middle section inside the Shutter Foldable. On the left-hand tab, they can list the causes of the Watergate scandal; on the right-hand tab, they should list the effects of Watergate on the political system.

Materials Needed: one sheet of 11" x 17" paper, scissors.

Creating a Watergate Time Line



Accordion Book

By creating a time line, students can better understand how the illegal and subversive activities of the Nixon administration were uncovered and how they led to his impeachment. Using the Accordion book, students can trace how the Watergate scandal unfolded, beginning with the break-in of Democratic Party headquarters at the Watergate Hotel in June 1972, and ending with Nixon's resignation on August 1974.

Materials Needed: three sheets of 8.5" by 11" paper, scissors, glue.