

Brandon Valley School District

District Learning Plan

May 4-8, 2020

Grade 3 Reading



Brandon Valley School District Distance Learning Plan

LESSON/UNIT: Comprehension/Skills Practice

SUBJECT/GRADE: Reading/3rd Grade

DATES: May 4-8

<p>What do students need to do?</p> <p><u>Link to BV instructional video for week of May 4-8, 2020</u></p>	<p>Students may print out worksheets listed below or write on lined or unlined paper with the title of the worksheet with name and date written at top.</p> <p>Monday (5/4): Read the article “Pluto: The Planet That Wasn’t” and answer all questions #1-7. It is a good strategy to go back in the story to find the answers.</p> <p>Tuesday (5/5): Reread the article “Pluto: The Planet That Wasn’t” and answer all questions #8-10. Be sure to answer using complete sentences.</p> <p>Wednesday (5/6): Create your very own planet! Use the “Create Your Own Planet” worksheet to fill out. Have fun and be creative! You may use crayons, coloring pencils, or markers if you have some at home to fill it out. You do not need to turn this in.</p> <p>Thursday (5/7): Complete “Mother’s Day” card for a special mom, stepmom, grandma, aunt, etc. You may use crayons, colored pencils, or markers if you would like! Mother’s Day is on Sunday, May 10th! You can give it to them, mail it, or call and read the card to them! Tell them why you are thankful for them!</p> <p>We are also including “Father’s Day” cards to fill out at a later time to celebrate dads, stepdads, grandpas, uncles, etc. Father’s Day is on Sunday, June 21st!</p> <p>Friday (5/8): Read for 20 minutes independently! Find a comfy spot to read! If it is nice outside, go outside and read if you are able to!</p>
<p>What do students need to bring back to school?</p>	<p>All work completed for the following:</p> <ol style="list-style-type: none">1. “Pluto: The Planet That Wasn’t” completed questions #1-10 <p>When the work is completed, you may send it electronically to your child’s teacher or drop it off at their school in the 3rd grade tub.</p>
<p>What standards do the lessons cover?</p>	<p>3.RI.1 Ask and answer questions to demonstrate understanding of a text, referring explicitly to the text as the basis for the answers.</p> <p>3.RI.2 Determine the main idea of a text; identify the key details and explain how they support the main idea.</p> <p>3.RL.2 Retell stories, including those from diverse cultures; determine the central message/theme, lesson, or moral and explain how it is revealed through key details in the text.</p> <p>3.RF.3 Know and apply grade-level phonics and word analysis skills in decoding words.</p> <p>3.RF.4 Read with sufficient accuracy and fluency to support comprehension.</p> <p>3.L.1 Demonstrate command of the conventions of standard English grammar and usage</p>

	<p>when writing or speaking.</p> <p>3.L.2 Demonstrate command of the conventions of standard English capitalization, punctuation, and spelling when writing</p> <p>3.L.4 Use flexible strategies to determine or clarify the meaning of unknown and multiple-meaning words and phrases</p>
What materials do students need? What extra resources can students use?	<p>Need: Pencil, crayons, colored pencils, or markers, library or personal book to read, lined/unlined paper or may print off reading worksheets if printer is available</p> <p>Extras:</p> <p>Planet Information- https://www.planetsforkids.org/</p> <p>All About the Planets- https://spaceplace.nasa.gov/planets/en/</p> <p>Room Recess- Reading skills games https://www.roomrecess.com/pages/ReadingGames.html</p> <p>Storyline Online: Have some of your favorite stories read to you by movie stars! - https://www.storylineonline.net/</p> <p>Into the Book: Go “into the book” to play games that practice reading strategies! https://reading.ecb.org/student/entry.html</p>
What can students do if they finish early?	<ul style="list-style-type: none"> ● Read every day for at least twenty minutes ● Complete “Father's Day” card for a special dad, stepdad, grandpa, uncle, etc. You may use crayons, colored pencils, or markers if you would like! Mother’s Day is in June! Make it now and you can give it to them, mail it, or call and read the card to them later! Tell them why you are thankful for them! ● Draw a picture or write a letter to a special person in your family to thank them! ● Research planets in our Solar System and do a research project on one ● Do another “Create a Planet” as a family ● Make your own planet out of materials you have at home- look in your recycling container! ● Thinking about causes and effects you see every day ● Try to come up with the theme of the tv show or movie you are watching ● Keep a journal of each day and what you did ● Write a card or color a picture to a family member or friend and mail it ● Facetime or call a family member such as a grandma or grandpa and read them a story aloud to them ● Utilize resources on your child’s teacher’s website
Who can we contact if we have questions?	<p><u>Brandon Elementary</u></p> <p>Building Principal: Mr. Horst- merle.horst@k12.sd.us</p> <p>Teachers: Ms. Buum- Blossom.Buum@k12.sd.us Ms. Flint- Jill.Flint@k12.sd.us Mr. Kramer- Brent.Kramer@k12.sd.us Mr. Johnson- Andy.Johnson@k12.sd.us</p> <p><u>Robert Bennis Elementary</u></p> <p>Building Principal: Ms. Hofkamp- Kristin.Hofkamp@k12.sd.us</p> <p>Teachers: Mr. Bobzien- Adam.Bobzien@k12.sd.us Mr. Ganschow- Jeff.Ganschow@k12.sd.us Ms. Pederson- Jill.Pederson@k12.sd.us Ms. Rozier- danylle.rozier@k12.sd.us</p>

	<p>Fred Assam Elementary</p> <p>Building Principal: Ms. Foster- susan.foster@k12.sd.us</p> <p>Teachers: Ms. Hunsaid- Jessica.Hunsaid@k12.sd.us Ms. Jones- Deb.Jones@k12.sd.us Ms. Kieffer- Michelle.Kieffer@k12.sd.us Ms. Van Leur- Chelsea.Vanleur@k12.sd.us</p> <p>Valley Springs Elementary</p> <p>Building Principal: Ms. Palmer- tanya.palmer@k12.sd.us</p> <p>Teacher: Ms. Kocer- Cassie.Kocer@k12.sd.us</p>
<p>Notes: We are proud of all of your hard work and effort! Keep pushing hard each day!</p>	

Instructional materials are posted below (if applicable)

Brandon Valley School District

Pluto: The Planet That Wasn't



NASA

Pluto

Poor Pluto!

It's bad enough to be the runt of the group, but to be told after 75 years that you're not even a member of the club - what an insult!

Pluto was first discovered in 1930. Until 2006, students were taught that it was the ninth and smallest planet in the solar system. Smaller than Earth's moon, it is not even as wide as the United States.

Pluto is made up almost entirely of rock and ice. It is so far away from Earth that the NASA New Horizons spacecraft took almost 10 years to get very close to it. Pluto's full orbit around the sun lasts almost 250 Earth years!

But as small as it is, as cold as it is, as far from the sun as it is, for all those years it was considered the ninth planet of the solar system... until Eris came around.

Eris was discovered in 2005. It is about the same size as Pluto. And like Pluto, it is part of the Kuiper Belt, a ring of objects that circle the outer edge of the solar system.

After Eris was discovered, scientists had to make a decision. Either Eris was the 10th planet in the solar system or it was not a planet at all! And if Eris weren't a planet, could Pluto be considered one?

Scientists made new rules for what is counted as a planet, and decided that neither Pluto nor Eris qualified.

A new category was created: dwarf planet. The official list of planets in the solar system went from nine to eight, and Pluto and Eris became members of the dwarf planet club. So long for Planet Pluto-but at least it no longer has to be the littlest guy in the club. In fact, Pluto is one of the bigger dwarf planets! Maybe Pluto doesn't have it so bad after all.

Name: _____ Date: _____

1. Pluto used to be considered a planet. Today, what is it considered to be?

- A. It is considered to be a dwarf planet.
- B. It is considered to be a star.
- C. It is considered to be a comet.
- D. It is considered to be an asteroid.

2. How does the text describe Pluto?

- A. Pluto is made up entirely of ice, and it is bigger than Venus.
- B. Pluto is made up entirely of rock and ice, and it is bigger than Earth's moon.
- C. Pluto is made up entirely of gas, and it is bigger than Earth's moon.
- D. Pluto is made up entirely of rock and ice, and it is smaller than Earth's moon.

3. Read these sentences from the text.

After Eris was discovered, scientists had to make a decision. Either Eris was the 10th planet in the solar system or it was not a planet at all! And if Eris weren't a planet, could Pluto be considered one?

Scientists made new rules for what is counted as a planet, and decided that neither Pluto nor Eris qualified.

Based on this information, what did the discovery of Eris make scientists do?

- A. The discovery of Eris made scientists rethink the rules for what is counted as a star.
- B. The discovery of Eris made scientists rethink the rules for what is counted as a dwarf planet.
- C. The discovery of Eris made scientists rethink the rules for what is counted as a planet.
- D. The discovery of Eris made scientists add more planets to the group of planets.

4. After Eris was discovered, scientists had to decide whether to count it as a planet.

Why did this make them question whether Pluto should still be counted as a planet?

- A. because Pluto and Eris are both space objects
- B. because Pluto and Eris were discovered at the same time
- C. because Pluto and Eris are very different
- D. because Pluto and Eris are very similar

5. What is the main idea of this text?

- A. Pluto was no longer considered a planet after the discovery of Eris made scientists come up with new rules for what is counted as a planet.
- B. Pluto is so far away from Earth that the NASA New Horizons spacecraft took almost 10 years to get very close to it.
- C. Eris is about the same size as Pluto, and like Pluto, it is part of a ring of objects that circle the outer edge of the solar system.
- D. Scientists come up with rules for what is counted as a planet and what is not.

6. Read these sentences from the text.

A new category was created: dwarf planet. The official list of planets in the solar system went from nine to eight, and Pluto and Eris became members of the dwarf planet club. So long for Planet Pluto-but at least it no longer has to be the littlest guy in the club.

In fact, Pluto is one of the bigger dwarf planets! Maybe Pluto doesn't have it so bad after all.

What does the author mean by stating, "Maybe Pluto doesn't have it so bad after all"?

- A. Even though Pluto is no longer counted as a planet, it is in a new group called dwarf planets.
- B. Even though Pluto is no longer counted as a planet, it is one of the bigger dwarf planets.
- C. Even though Pluto is no longer counted as a planet, it is still part of the ring of objects that circle the outer edge of the solar system.
- D. Even though Pluto is now counted as a dwarf planet, it isn't alone as other space objects are counted as dwarf planets.

7. Choose the answer that best completes the sentence.

After scientists made new rules for what is counted as a planet, Pluto was no longer considered a planet. _____, the official list of planets in the solar system went from nine to eight.

- A. Therefore
- B. Although
- C. On the other hand
- D. Especially

8. According to the text, what were students taught about Pluto until 2006?

9. What decisions did scientists have to make after Eris was discovered?

10. Explain what made scientists decide to no longer count Pluto as a planet. Support your answer with evidence from the text.

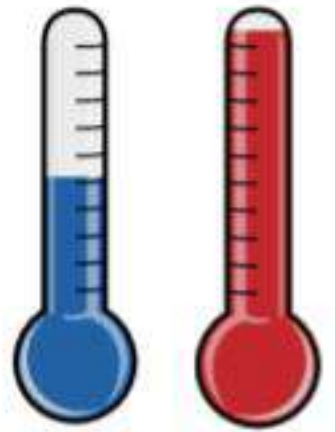
NAME: _____

Create Your Own Planet

Name of Planet

Who lives on your planet?

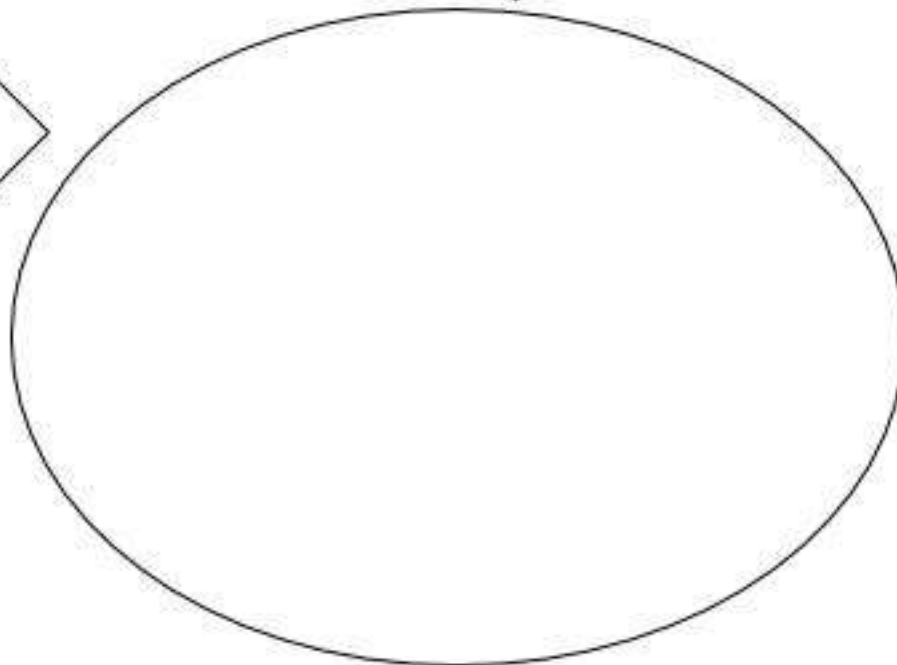
Temperature



Cold

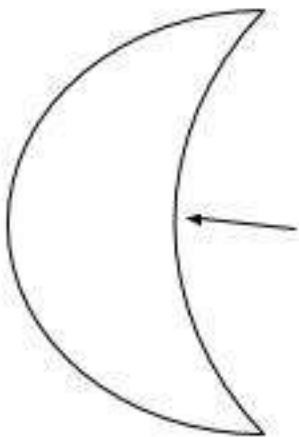
Hot

Draw & Color Your Planet ↓



Does your planet have a ring?

Yes or No



How many Moons are on your planet?

How big is your planet?



Small




Medium



Large

How far is your planet from the sun?



What is the weather like?

What is the speed of your planets orbit around the Sun?




Slow



Fast

Fun fact(s) about your planet:

All About My Mom and Why I Love Her



This is a picture of my mom.

Her name is _____.

My name is _____.

She is _____ years old.

Her favorite color is _____.

Her favorite food is _____.


I like it when she _____.

My favorite thing to do with her is _____.

_____.

I love her because _____.

All About My Grandma and Why I Love Her



This is a picture of my grandma.

Her name is _____.

My name is _____.

She is _____ years old.

Her favorite color is _____.

Her favorite food is _____.


I like it when she _____.

My favorite thing to do with her is _____.

_____.

I love her because _____.

All About My Aunt and Why I Love Her



This is a picture of my aunt.

Her name is _____.

My name is _____.

She is _____ years old.

Her favorite color is _____.

Her favorite food is _____.

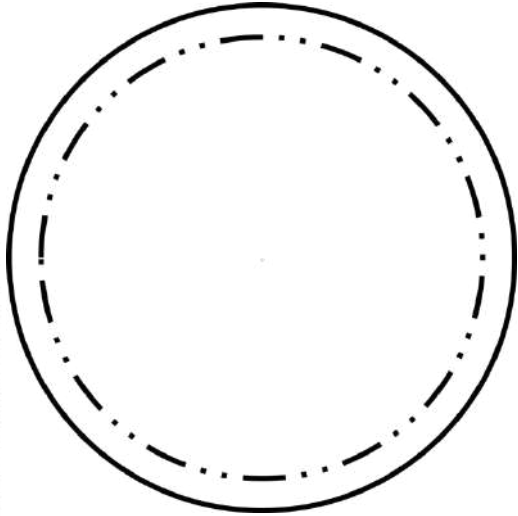
I like it when she _____.

My favorite thing to do with her is _____.

_____.

I love her because _____.

All About My Dad and Why I Love Him



This is a picture of my dad.

His name is _____.

My name is _____.

He is _____ years old.

His favorite color is _____.

His favorite food is _____.

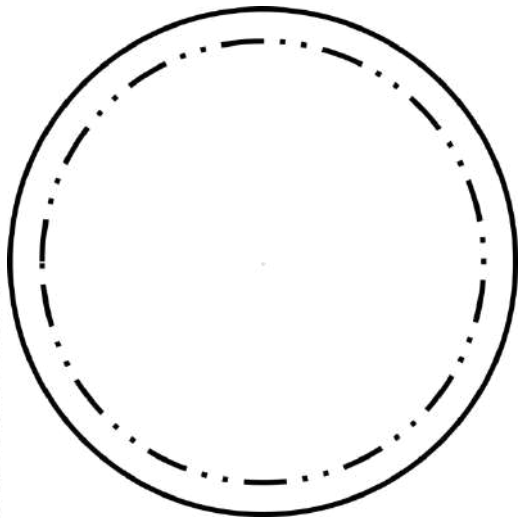
I like it when he _____.

My favorite thing to do with him is _____.

_____.

I love him because _____.

All About My Grandpa and Why I Love Him



This is a picture of my grandpa.

His name is _____.

My name is _____.

He is _____ years old.

His favorite color is _____.

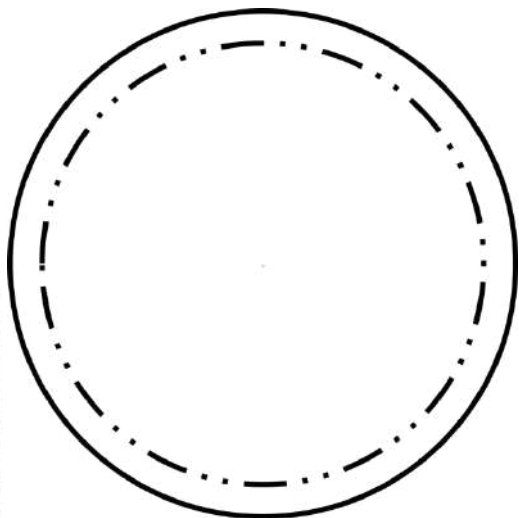
His favorite food is _____.

I like it when he _____.

My favorite thing to do with him is _____.

I love him because _____.

All About My Uncle and Why I Love Him



This is a picture of my uncle.

His name is _____.

My name is _____.

He is _____ years old.

His favorite color is _____.

His favorite food is _____.

I like it when he _____.

My favorite thing to do with him is _____.

I love him because _____.