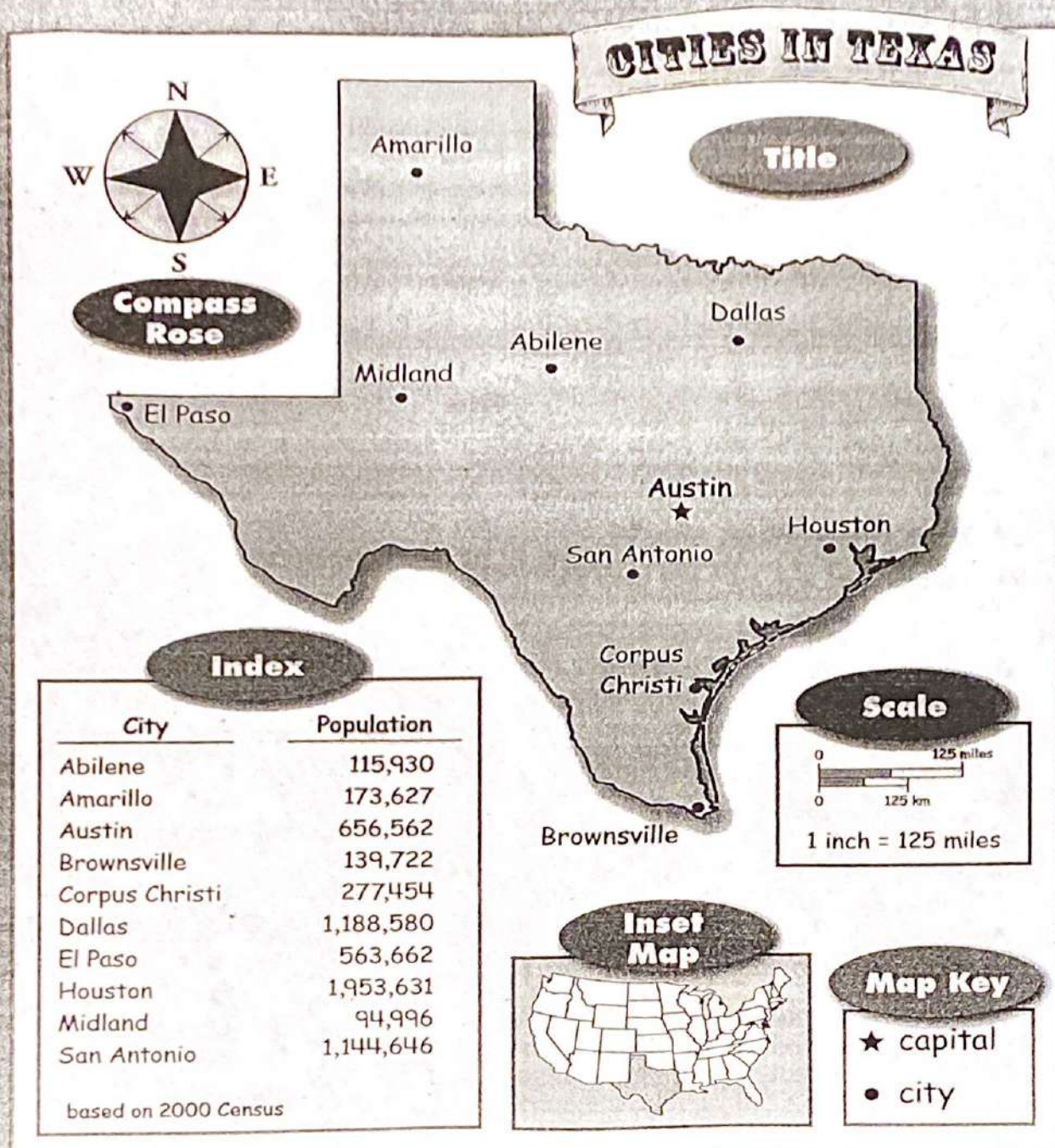


**Third Grade
Social Studies
Week 3
April 20-24, 2020**

NAME_____ P_____

Parts of a Map



Parts of a Map

Part 1: Match the Cards!

Write the number and letter of the matching cards under each heading.

Compass Rose

Index

Inset Map

Map Key

Scale


Title

Part 2: Name That Part!

Write the name of the correct map part in each sentence.

1. A _____ is a ruler that measures distance.
2. A _____ is a symbol that shows directions.
3. The _____ tells what the map is about.
4. An _____ is a list of facts with names and numbers.
5. A _____ is a list of symbols.
6. An _____ is a small map inside a large one.

A Map Grid: Evergreen Park



KEY



A Map Grid

Part 1

Write the answers to the questions on the lines below.

1. _____
2. _____
3. _____
4. _____
5. _____
6. _____
7. _____
8. _____
9. _____

Part 2

Follow these directions to fill in the map grid:

1. Draw a circle in A1, A2, B2, C1, and C3.
2. Draw an X in A3, B1, B3, and C2.
3. Draw a line through the squares that make tick tack toe.

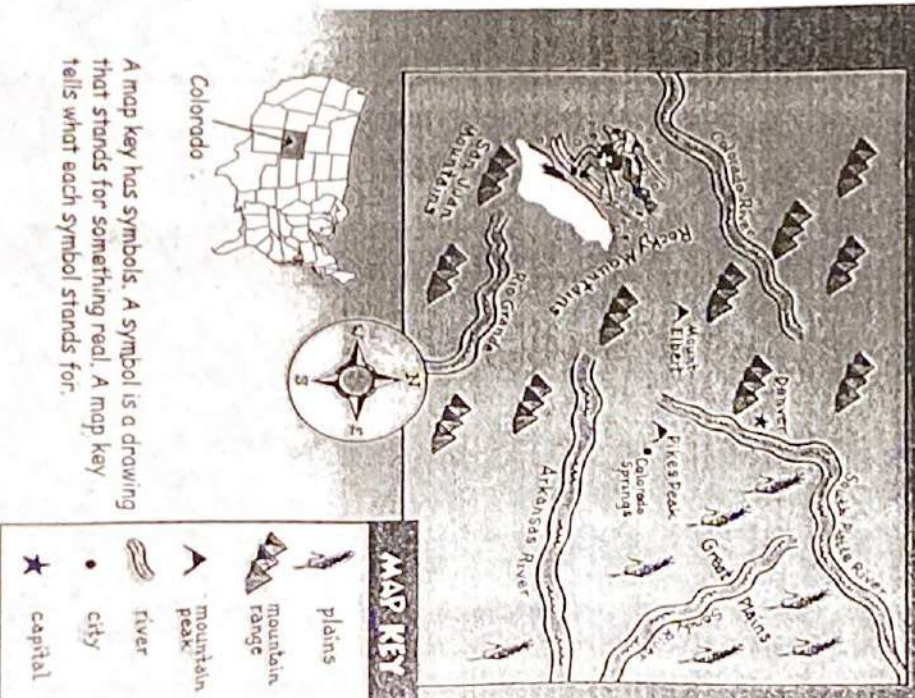
	1	2	3
A			
B			
C			

A Weather Map



Weather Map

A Physical Map: Colorado



Physical Map

Using a Map Key

Part 1: Write the letter that answers each of the question cards.

Set 1
1. _____
2. _____
3. _____
4. _____
5. _____
6. _____
7. _____
8. _____

Set 2
1. _____
2. _____
3. _____
4. _____
5. _____
6. _____
7. _____
8. _____

Part 2: Finish the map key. Draw symbols to show forests, mountains, volcanoes, and rivers.

Map Key	
forest	river
mountain	● city
volcano	★ capital