

## FRSD Distance Learning: 3rd Grade Week 7 (May 26-29, 2020)



Hello FRSD K-5 families! As we move forward with our new distance learning format, we hope to partner with you to make this transition as smooth as possible. We know that this is a stressful time for our students and we want to be sensitive to their (and your) needs. As such, at this time distance learning at the K-5 level is being rolled out slowly, with all of our families being considered.

A paper packet will be available via the links below, each Monday which will include a weekly lesson plan as well as work from both our ELA and Math curricula. Alternately, packets will be available for pickup on Mondays at the school. Teachers will be reaching out to you at least once weekly regarding the progress of your student in their classwork. Also available to families are the online supplemental resources linked to via the COVID-19 link on the FRSD webpage under "Supplemental Learning". Please reach out to your teacher with any questions, concerns, or feedback going forward. If the school closure is extended beyond the current timeline, we will reassess our plans as needed. Thank you for your continued partnership in your child's education!



### **Contact Information:**

1. Teachers will be available from 8:00-2:30 each day.
2. If you are unable to reach a teacher for some reason, leave a message or send an email and they will get back to you within 24 hrs.
3. Please know that many of our teachers will be using Google Voice- this number may look unfamiliar when they call you



### **Differentiation/Extension/Supports:**

1. We understand that you may need to provide your child with extra support or extension activities during this time.
2. If you are unable to access the online Differentiation/Extension document online, please communicate with your child's teacher for more ideas



### **FRSD Meal Plan:**

1. FRSD is providing free meals (sack lunch & breakfast) to **anyone** 18 years or younger at the following locations in our community:
2. **VES Parking Lot:** Drive through from 11:00-12:30
3. There are 13 bus routes for meal delivery with a few stops per route. The stops/routes are [listed here](#).
4. If you cannot make it to one of these locations and need meals delivered to your house please contact your school office by 8:00 AM of the day you need them delivered and let us know how many kids need a meal, your address and a phone number where you can be reached.



### **Stay Informed:**

Please remember to check the Fern Ridge School District webpage for updates.

<https://www.fernridge.k12.or.us/>

<b>Jahnie Cleveland</b>	<b>E-Mail:</b> <a href="mailto:jcleland@fernridge.k12.or.us">jcleland@fernridge.k12.or.us</a>	<b>Phone:</b> 541-325-6215
<b>Rachel Frede</b>	<b>E-Mail:</b> <a href="mailto:rfrede@fernridge.k12.or.us">rfrede@fernridge.k12.or.us</a>	<b>Phone:</b> 541-362-4891
<b>Mike Guill</b>	<b>E-Mail:</b> <a href="mailto:mguill@fernridge.k12.or.us">mguill@fernridge.k12.or.us</a>	<b>Phone:</b> 541-868-4420
<b>Kyle Moeller</b>	<b>E-Mail:</b> <a href="mailto:kmoeller@fernridge.k12.or.us">kmoeller@fernridge.k12.or.us</a>	<b>Phone:</b> 907-831-2835

**It's week seven! We couldn't be happier with the incredible work we're getting back in your turned-in packets! Only a few more weeks and we have officially made it to summer vacation - YOU ARE ROCK STARS!!!**

Monday	Tuesday	Wednesday	Thursday	Friday
Assignments	Assignments	Assignments	Assignments	Assignments
<p>Happy Memorial Day! No distance learning is planned for today! Enjoy your holiday and use this extra time to get outside, spend quality time with your family, and have some fun!</p>	<p><b>MATH</b> -----</p> <ul style="list-style-type: none"> <li>Complete "Day 1" problems on Week #34 (Packet p.1).</li> </ul> <p><b>READING</b> -----</p> <p><i>This week's big idea: Identify the difference between facts and opinions.</i></p> <ul style="list-style-type: none"> <li>Read this week's anchor text story: "A New Team of Heroes" (Reading Adventures p.48-55).</li> <li>Complete <i>Phonics: Words ending with -er or -le</i> (Packet p.2).</li> <li>Complete <i>Spelling: Words ending with -er or -le</i> (Packet p.3).</li> </ul> <p><b>WRITING</b> -----</p> <ul style="list-style-type: none"> <li>Read the "Extra! Extra!" writing activity prompt (Reading Adventures p.62-63). Brainstorm ideas for the accomplishment you want to write about. Write down your ideas on the <i>Pre-Writing Organizer</i> (Packet p.4)</li> </ul> <p><b>P.E.</b> -----</p> <ul style="list-style-type: none"> <li>Get active for 30 minutes (Packet p.15).</li> </ul> <p><b>EXTENSIONS (optional)</b></p> <ul style="list-style-type: none"> <li>IXL Math: G.18</li> <li>Use each spelling word in a sentence. Try to use each word correctly to show you know what it means!</li> </ul>	<p><b>MATH</b> -----</p> <ul style="list-style-type: none"> <li>Complete "Day 2" problems on Week #34 (Packet p.1).</li> </ul> <p><b>READING</b> -----</p> <ul style="list-style-type: none"> <li>Reread this week's anchor text story: "A New Team of Heroes" (Reading Adventures p.48-55). This time, try to use a special voice for each character to really make it feel like the characters are speaking their lines!</li> <li>Complete <i>Reader's Guide - A New Team of Heroes</i> (Packet p.5-6).</li> </ul> <p><b>WRITING</b> -----</p> <ul style="list-style-type: none"> <li>Use the "Extra! Extra!" writing activity prompt <i>Reading Adventures p.62-63</i> to write the rough draft of your newspaper article. Write your rough draft on the <i>Rough Draft Template</i> (Packet p.7).</li> </ul> <p><b>P.E.</b> -----</p> <ul style="list-style-type: none"> <li>Get active for 30 minutes (Packet p.15).</li> </ul> <p><b>EXTENSIONS (optional)</b></p> <ul style="list-style-type: none"> <li>IXL Lang. Arts OO.7</li> <li>Read a book of your choice for 20 minutes or more.</li> <li>Write each spelling word. Highlight the endings -er and -le or write them in a different color.</li> </ul>	<p><b>MATH</b> -----</p> <ul style="list-style-type: none"> <li>Complete "Day 3" and "Day 4" problems on Week #34 (Packet p.1).</li> </ul> <p><b>READING</b> -----</p> <ul style="list-style-type: none"> <li>Read "C-H-A-M-P-I-O-N," "Defender" and "Spellbound" out loud (Reading Adventures p.56-59).</li> <li>Complete <i>Proofreading for Spelling</i> (Packet p.8).</li> <li>Complete <i>Kinds of Adverbs</i> (Packet p. 9).</li> </ul> <p><b>WRITING</b> -----</p> <ul style="list-style-type: none"> <li>Proofread and edit your rough draft. Make sure to include:               <ol style="list-style-type: none"> <li>details telling about your accomplishment</li> <li>how it happened</li> <li>where and when it took place</li> <li>a quotation telling how you feel about reaching your goal</li> <li>proper capitalization and punctuation</li> </ol> </li> </ul> <p><b>P.E.</b> -----</p> <ul style="list-style-type: none"> <li>Get active for 30 minutes (Packet p.15).</li> </ul> <p><b>EXTENSIONS (optional)</b></p> <ul style="list-style-type: none"> <li>Play this fun memory game to practice abbreviations: <a href="https://matchthememory.com/Vocabulary-Abbreviations">https://matchthememory.com/Vocabulary-Abbreviations</a></li> </ul>	<p><b>MATH</b> -----</p> <ul style="list-style-type: none"> <li>Complete Week #34 <i>Assessment</i> (Packet p.10).</li> </ul> <p><b>READING</b> -----</p> <ul style="list-style-type: none"> <li>Use the story "A New Team of Heroes" to complete <i>Lesson 29 Comprehension Test</i> (Packet p.11-13).</li> <li>Have an adult give you a spelling test on this week's spelling words. Check it together and discuss any misspelled words.</li> </ul> <p><b>WRITING</b> -----</p> <ul style="list-style-type: none"> <li>Write or type a polished final copy of your story. Make sure to make the changes you found while proofreading and editing yesterday! Write your polished final copy and draw an illustration on the <i>Final Draft Template</i> (Packet p.14)</li> </ul> <p><b>P.E.</b> -----</p> <ul style="list-style-type: none"> <li>Get active for 30 minutes (Packet p.15).</li> </ul> <p><b>EXTENSIONS (optional)</b></p> <ul style="list-style-type: none"> <li>Read a book of your choice for 20 minutes or more.</li> <li>Demonstrate your count-by knowledge! Say them out loud to show an adult your skills for the six, seven, eight, and nine count-by facts!</li> </ul>

Name \_\_\_\_\_

Day 1

Write the missing numbers to complete the pattern.

99, 92, 85,

\_\_\_\_\_  
\_\_\_\_\_  
\_\_\_\_\_

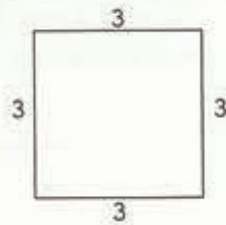


How many inches long is the worm?

\_\_\_\_\_

Deanna has 4 packs of crayons with 8 crayons in each pack. How many crayons does Deanna have in all?

\_\_\_\_\_



Draw square units to show the area of the rectangle.

A = \_\_\_\_\_ sq. units

Round each number to the nearest 10. Then, subtract.

979 - 354 is about

\_\_\_\_\_

$$10 \div \underline{\hspace{2cm}} = 2$$

$$\underline{\hspace{2cm}} \div 7 = 2$$

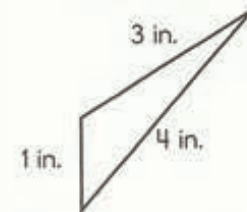
$$7 \times 9 = \underline{\hspace{2cm}}$$

Complete the related multiplication facts.

$$28 \div 7 \quad 7 \times \underline{\hspace{2cm}}$$

$$12 \div 4 \quad 4 \times \underline{\hspace{2cm}}$$

$$18 \div 2 \quad 2 \times \underline{\hspace{2cm}}$$



What is the perimeter of this shape?

\_\_\_\_\_

Day 2

Day 3

$$3 \times 9 = 27$$

Write a related multiplication sentence.

\_\_\_\_\_

$$456 + 327 =$$

$$50 \times 1 = \underline{\hspace{2cm}}$$

$$70 \times 9 = \underline{\hspace{2cm}}$$

$$80 \times 8 = \underline{\hspace{2cm}}$$

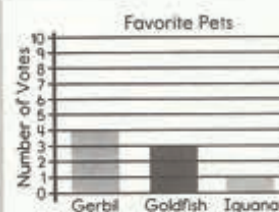
A dump truck can hold about

- A. 1 liter of water.
- B. 10 liters of water.
- C. 1,000 liters of water.

Isabelle wants to cut string to make bracelets. She has 21 inches of string. How many 7-inch pieces of string can she make?

\_\_\_\_\_

$$967 - 794 =$$



How many children voted in all?

\_\_\_\_\_

Brittany parks her car at 3:30. She puts enough money in the parking meter to go to the mall for 60 minutes. What time should she be back at her car?

\_\_\_\_\_

Day 4



# Words Ending in *-er* or *-le*

**A New Team of Heroes**Phonics: Words Ending in  
*-er* or *-le*

Read the words in the box. Then choose the word that best matches each clue.

Word Bank					
apple	better	farmer	little	member	
middle	rattle	struggle	summer	supper	

1. a red fruit that is sweet to eat	_____
2. someone who belongs to a group	_____
3. a meal you eat late in the day	_____
4. not big; small	_____
5. a person who grows food crops	_____
6. a toy that a baby shakes	_____
7. in between the first and the last	_____
8. the opposite of <i>worse</i>	_____
9. the opposite of <i>winter</i>	_____
10. a fight or something difficult	_____

Name \_\_\_\_\_ Date \_\_\_\_\_

# Words Ending with *-er* or *-le*

## A New Team of Heroes

Spelling: Words Ending with  
*-er* or *-le*

**Basic:** Write the Basic Word that answers each clue.

### Spelling Words

#### Basic

1. apple
2. river
3. little
4. October
5. ladder
6. summer
7. purple
8. later
9. November
10. giggle
11. uncle
12. winter
13. center
14. double

#### Challenge

whistle  
character

1. The goal of someone who is making funny faces at you is to make you do this. \_\_\_\_\_
2. If your aunt is married, her husband is this.  
\_\_\_\_\_
3. Your goal is to make this color when you mix red and blue. \_\_\_\_\_
4. An archer's goal is to hit this part of a target.  
\_\_\_\_\_
5. A goal you plan to reach tomorrow is one you'll reach at this time. \_\_\_\_\_
6. Eating one of these a day can help you reach your goal of keeping the doctor away. \_\_\_\_\_
7. If a rooftop is your goal, this tool can help you.  
\_\_\_\_\_
8. Cooking a turkey dinner is the goal of many people in this month. \_\_\_\_\_
9. People often have a goal of building a snowman during this season. \_\_\_\_\_
10. A common goal during this season is to stay cool.  
\_\_\_\_\_

**Challenge:** Write two sentences telling how someone might reach a goal. Use both Challenge Words.

\_\_\_\_\_  
\_\_\_\_\_



Name: \_\_\_\_\_

Date: \_\_\_\_\_

## EXTRA! EXTRA! READ ALL ABOUT ME!

Use with pages 62-63 of your Reading Adventures textbook.

# Pre-writing Organizer

**WHO:**

**WHERE:**

**WHEN:**

### Things on the Outside

#### The Five Senses

I saw...



I heard...



I smelled...



I felt...



I tasted...



### Things on the Inside

I thought, wondered, decided, felt,  
believed, imagined, hoped...



Name \_\_\_\_\_ Date \_\_\_\_\_




**A New Team of Heroes**  
**Independent Reading**

# A New Team of Heroes

## The Story of the Game

Choose a character to tell about the soccer game in his or her own words. First, review the play to remember important details.



**Read pages 48–50. What can we tell about Carla so far?**

---

---

**What do we learn about Lauren?**

---

---

**How does Hiro feel about Carla?**

---

---

**How does Gayle feel about Carla?**

---

---

**Read pages 51–52. What can we tell about Manny?**

---

---





# ROUGH DRAFT TEMPLATE

Use with the “Extra! Extra! Read All About Me!” activity on pages 62-63 of your Reading Adventures textbook.

## PACKET P.7- WEDNESDAY

# Proofreading for Spelling

Find the misspelled words and circle them. Write them correctly on the lines below.

## Try Out for the Basketball Team

Welcome back to school! We hope your sumer vacation was super.

As you all know, winnter is the season for basketball. This year, tryouts for our team will be held the last Monday in Ocktober. Practices will begin early in Novembar. In January, we'll travel across the rivier to play our first game against the Dunkers.

We urge all interested students, new or old, big or littel, to try out for the basketball team. You won't have to make a basket from the senter of the court. You must, though, be willing to dubble your efforts when it's needed.

So if you'd like to see yourself in our team's purpul uniform, just try out. That way, you won't be sorry laiter that you didn't.

## Spelling Words

1. apple
2. river
3. little
4. October
5. ladder
6. summer
7. purple
8. later
9. November
10. giggle
11. uncle
12. winter
13. center
14. double

- |          |          |           |
|----------|----------|-----------|
| 1. _____ | 5. _____ | 8. _____  |
| 2. _____ | 6. _____ | 9. _____  |
| 3. _____ | 7. _____ | 10. _____ |
| 4. _____ |          |           |

Name \_\_\_\_\_ Date \_\_\_\_\_

**A New Team of Heroes**  
Grammar: Spiral Review

# Kinds of Adverbs

- An **adverb** is a word that describes a verb.
- **Adverbs** can come before or after the verb they are describing.
- Adverbs tell *how*, *when*, and *where* an action happens.

Adverb That Tells How	Adverb That Tells When	Adverb That Tells Where
Manny <b>quickly</b> passed the ball.	We have to practice <b>often</b> .	We practice <b>here</b> at the park.

**1–4. Write the adverb and what it tells about each underlined verb.**

1. Gayle cheered loudly for Manny. \_\_\_\_\_
2. They ran away from the fire. \_\_\_\_\_
3. The game always begins at 4:00. \_\_\_\_\_
4. Our team shook hands happily with the other team.  
\_\_\_\_\_

**5–8. Rewrite the sentences below into one sentence.**

5. The team played another game. They played the game later.  
\_\_\_\_\_
6. The goalie blocked the ball. He did it easily.  
\_\_\_\_\_
7. We stop for water breaks. We stop often.  
\_\_\_\_\_
8. Manny scores a goal. He always scores a goal.  
\_\_\_\_\_



Name \_\_\_\_\_

**Week #34 Assessment**

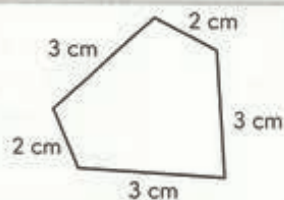
1.



Draw square units to show the area of the rectangle.

A = \_\_\_\_\_ sq. units

2.



What is the perimeter of this shape?

\_\_\_\_\_

3. A butterfly weighs about

- A. 100 grams.
- B. 1 gram.
- C. 10 grams.

4. Jose parks at 5:20. He only has two quarters to put in the parking meter which will pay for 30 minutes each. What time should he be back at his car?

\_\_\_\_\_

5. Write the missing numbers to complete the pattern.

204, 208, 212, \_\_\_\_\_, \_\_\_\_\_, \_\_\_\_\_

6. Round each number to the nearest 10. Then, subtract

547 - 265 is about \_\_\_\_\_

7.  $4 \times 7 = 28$

Write a related multiplication sentence.

\_\_\_\_\_

8. Vince has 6 bags of marbles. Each bag holds 5 marbles. How many marbles does Vince have in all?

\_\_\_\_\_

9.  $5 \times \underline{\hspace{2cm}} = 40$

$\underline{\hspace{2cm}} \times 6 = 12$

$24 \div \underline{\hspace{2cm}} = 8$

10.  $982 - 398 =$

Name \_\_\_\_\_ Date \_\_\_\_\_

**A New Team of Heroes**

**Comprehension**

# Comprehension

**Answer Numbers 1 through 10. Base your answers on the play “A New Team of Heroes.”**

- 1** Why is the new boy sitting alone at the START of the play?
  - (A) He does not speak English.
  - (B) He does not have a uniform.
  - (C) He does not know the other players.
  - (D) He does not know the rules of the game.
- 2** What can the reader tell about Carla before Manny joins the team?
  - (F) Carla is the best player on the team.
  - (G) The other players on the team do not like Carla.
  - (H) Carla has played soccer longer than the other players.
  - (I) The other players on the team will not give Carla the ball.
- 3** Which word BEST describes Manny at the START of the play?
  - (A) afraid
  - (B) confused
  - (C) shy
  - (D) talkative
- 4** How do the Hawks react when the other team is ahead?
  - (F) They feel tense.
  - (G) They do not care.
  - (H) They give up playing.
  - (I) They are sure they will lose.

**A New Team of Heroes****Comprehension**

- 5 Which of Manny's words BEST show that he knows he is a good soccer player?
- (A) "“Yes, she's great!”"
  - (B) "“You're not a bad soccer player, Gayle.”"
  - (C) "“I faced goalies like her, and I'm sure I can get past her.”"
  - (D) "“This time, let's do the same play, but keep running toward the goal, Carla.”"
- 6 How do the other players act when Manny FIRST begins playing in the game?
- (F) surprised to see how good he is
  - (G) angry that Manny told them what to do
  - (H) disappointed that they did not get to play
  - (I) hopeful that Manny will be better than Carla
- 7 How can the reader tell that Manny knows a lot about soccer?
- (A) He sits by himself at the end of the bench.
  - (B) He has grass and dirt all over his uniform.
  - (C) He sees how to beat the other team's goalie.
  - (D) He tells the coach about games he has played.
- 8 How do the Hawks feel at the END of the game?
- (F) calm
  - (G) curious
  - (H) nervous
  - (I) thrilled



Name \_\_\_\_\_ Date \_\_\_\_\_

**A New Team of Heroes**

**Comprehension**

- 9 How do Lauren, Gayle, and Hiro change by the END of the play?
- A They learn the rules of soccer.
  - B They learn to trust what Manny says.
  - C They understand that Carla is not very good at soccer.
  - D They understand that even the best teams lose sometimes.
- 10 What did the author want to show by writing this play?
- F that everyone should watch soccer games
  - G that it takes all the players on a team to win a game
  - H that it is important to be a good sport if your team loses
  - I that children must practice if they want to do well in sports

Mark Student Reading Level:

\_\_\_ Independent \_\_\_ Instructional \_\_\_ Listening

# FINAL DRAFT TEMPLATE

[illegible]



# Physical Education

## ACTIVITY LOG

Kindergarten - 5th Grade

Use this activity log to track your physical activity minutes for 1 week. Have an adult put their initials next to each day that you complete 30 - 60 minutes. Do the warm-up, pick a fitness activity from the list, and do the cool down. (An example day is done for you).

Day	Warm-up	Fitness Activity	Cool Down	Total
<i>Example Day</i>	<i>Warm-up 5 Minutes</i>	<i>Family Hike 25 Minutes</i>	<i>Cool Down 5 Minutes</i>	<i>35 Minutes</i>
Monday				
Tuesday				
Wednesday				
Thursday				
Friday				

### Warm-up Routine

1. Hop on one foot around the house once or down the hall 4 times. (switch legs as needed)
2. Crab Walk down the hall 3 times or around the house.
3. Frog Hop around the house or 4 times down the hall.

### Cool Down Routine

1. Sit, knees bent, feet together, butterfly stretch. Slowly push your knees down with your elbows.
2. Cross your legs, keep them straight, slowly reach for your toes and hold for 10 seconds. (switch and repeat)
3. Arm straight, reach in front, use the other arm to slowly pull in across your chest, count to 10. (both arms).

### Fitness Activity Choices

Family Walk  
Jog Around The House  
Badminton  
Family Hike  
HIIT Workout (YouTube)  
Cosmic Kids Yoga (YouTube)  
Jump Rope  
Cup Stacking  
Bike Ride/ Scooter Ride  
Beach Body for Kids(online)  
Fit Boost Activity (online)  
Hopscotch

Tag Game  
Basketball Game  
Frisbee  
Yard Work  
Walk The Dog  
Soccer  
Zumba Kids (online)  
Build an Obstacle Course  
Outdoor Scavenger Hunt  
Playworks at Home(online)  
Four Square

Dance Party  
Croquet  
Play Catch  
Stack Wood  
Go Noodle (online)  
Wiffle Ball  
Jogging  
Build a Fort  
Juggling  
Bean Bag Toss Game  
Wall Ball

Chalk Obstacle Course on the sidewalk

Make a target, throw at it overhand and underhand ( move farther back and repeat)