





# PARK ELEMENTARY

Summer Reading Assignment

Students Entering 3rd Grade






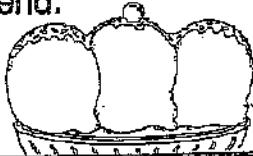










# Independent Reading Contract

Book Title: \_\_\_\_\_

This book was:  easy  just right  challenging

Complete the activities based on your independent reading book.  
When you have finished an activity, color in the box on the chart.

Activities marked with a star \* have an activity sheet.

Reading	Writing	Skills	Art
(Choose _____)	(Choose _____)	(Choose _____)	(Choose _____)
Read to yourself. 	* Retell the beginning, middle, and end. 	* Go on a syllable search. 	* Design a new cover for your book. 
Reread your favorite part. 	* Write a letter about your book. 	* Look for long-vowel words in your book. a e i o u	Make a paper bag puppet of a character in your book. 
Read to a classmate. 	* Choose a character you would like to be friends with. Explain why.	* Do a noun sort. 	Draw your favorite place in the story. Tell a classmate why it is your favorite place.
Read to your teacher. 	* Create an ad for your book. 	* Find 4 fantastic adjectives and use them in sentences.	Draw an illustration for any part of your book. 

Level 4



Name \_\_\_\_\_

Date \_\_\_\_\_

Book Title \_\_\_\_\_



# Story Sundae

In the ice cream scoops, write about the beginning, middle, and end of the book. Draw an illustration for each part.

**Beginning**


**Middle**

**End**



Name \_\_\_\_\_ Date \_\_\_\_\_

Book Title \_\_\_\_\_



# Pen Pal

Write a letter to someone about your book.  
Here are some ideas of what to include in your letter:

- ✓ the title and author of the book
- ✓ what your book is about
- ✓ what you like about the book
- ✓ if you would recommend the book



Level 4

\_\_\_\_\_  
\_\_\_\_\_  
\_\_\_\_\_

Date

Dear \_\_\_\_\_,

\_\_\_\_\_  
\_\_\_\_\_  
\_\_\_\_\_  
\_\_\_\_\_  
\_\_\_\_\_  
\_\_\_\_\_  
\_\_\_\_\_  
\_\_\_\_\_  
\_\_\_\_\_  
\_\_\_\_\_




\_\_\_\_\_  
\_\_\_\_\_  
\_\_\_\_\_  
\_\_\_\_\_  
\_\_\_\_\_



Name \_\_\_\_\_ Date \_\_\_\_\_

Book Title \_\_\_\_\_




# Friends With a Character

Choose a character that you would like to be friends with.

Write a short paragraph explaining why.

What do you like about this character?



**Name of Character**

\_\_\_\_\_  
-----  
\_\_\_\_\_

**I would like to be friends with this character because . . .**

\_\_\_\_\_  
-----  
\_\_\_\_\_  
-----  
\_\_\_\_\_  
-----  
\_\_\_\_\_  
-----  
\_\_\_\_\_  
-----  
\_\_\_\_\_  
-----  
\_\_\_\_\_  
-----  
\_\_\_\_\_  
-----  
\_\_\_\_\_  
-----  
\_\_\_\_\_  
-----  
\_\_\_\_\_  
-----  
\_\_\_\_\_

Level 4

Name \_\_\_\_\_ Date \_\_\_\_\_

Book Title \_\_\_\_\_



# Create an Ad

Create a magazine ad to sell your book.

Include the following in your ad:

- ✓ book title
- ✓ author
- ✓ illustrator
- ✓ what the book is about
- ✓ why the book is good



On a separate sheet of paper, draw a picture to go with your ad.

Handwriting practice lines consisting of a solid top line, a dashed middle line, and a solid bottom line. There are 12 such sets of lines provided for writing the advertisement.

Level 4




Name \_\_\_\_\_

Date \_\_\_\_\_

Book Title \_\_\_\_\_



Find words in your book that have 1, 2, 3, or more than 3 syllables.  
 List each word under the correct heading on the chart.  
 Use a dictionary if you need help.



1 syllable	2 syllables	3 syllables	more than 3 syllables
<p>big</p>	<p>hippo</p>	<p>animal</p>	<p>hippopotamus</p>

Name \_\_\_\_\_ Date \_\_\_\_\_

Book Title \_\_\_\_\_



# Look for Long Vowels

In your book, look for a word that has each long-vowel sound in it. Write the words on the lines.

Level 4

long a



whale

\_\_\_\_\_  
\_\_\_\_\_  
\_\_\_\_\_

long e



tree

\_\_\_\_\_  
\_\_\_\_\_  
\_\_\_\_\_


long i



tiger

\_\_\_\_\_  
\_\_\_\_\_  
\_\_\_\_\_

long o



boat

\_\_\_\_\_  
\_\_\_\_\_  
\_\_\_\_\_

long u



unicorn

\_\_\_\_\_  
\_\_\_\_\_  
\_\_\_\_\_





Name \_\_\_\_\_ Date \_\_\_\_\_




Book Title \_\_\_\_\_



# Noun Sort

Find 15 nouns in your book.  
Write 5 nouns under each heading.

Level 4

Person	Place	Thing
		
princess	beach	flower
_____	_____	_____
_____	_____	_____
_____	_____	_____
_____	_____	_____
_____	_____	_____
_____	_____	_____
_____	_____	_____
_____	_____	_____
_____	_____	_____
_____	_____	_____
_____	_____	_____
_____	_____	_____
_____	_____	_____

Name \_\_\_\_\_ Date \_\_\_\_\_

Book Title \_\_\_\_\_



# Four Fantastic Adjectives

Find 4 fantastic adjectives in your book.  
Write them on the lines.  
Use each adjective in your own  
descriptive sentence.



**Adjective**

**Sentence**

1. \_\_\_\_\_  
\_\_\_\_\_

\_\_\_\_\_  
\_\_\_\_\_

2. \_\_\_\_\_  
\_\_\_\_\_

\_\_\_\_\_  
\_\_\_\_\_

3. \_\_\_\_\_  
\_\_\_\_\_

\_\_\_\_\_  
\_\_\_\_\_

4. \_\_\_\_\_  
\_\_\_\_\_


\_\_\_\_\_  
\_\_\_\_\_

Level 4




Name \_\_\_\_\_ Date \_\_\_\_\_

Book Title \_\_\_\_\_



# Design a New Cover

Design a new cover for your book.  
Write the book title on your cover.  
Write the names of the author and illustrator.



Level 4

Ready-to-Use Independent Reading Management Kit Scholastic Professional Books

