

## **Forces Around the Home**

**This homework is due by  
Wednesday, September 4,  
2024.**

Time: \_\_\_\_\_ Date: \_\_\_\_\_

## Chapter 1 Home Investigation: Forces Around the Home

Directions:

1. Find evidence of three forces around your home.
2. Fill in the table below about the forces.
3. Show someone in your family your work and explain your evidence to him.

Observation (describe what you saw)	Object 1	Object 2	What kind of evidence? (circle one)
			Started moving or Stopped moving
			Started moving or Stopped moving
			Started moving or Stopped moving

## **Activity Page 1.5**

**This homework is due by  
Wednesday, September 4,  
2024.**

**Answer the questions using  
complete sentences, proper  
capitalization and  
punctuation!**

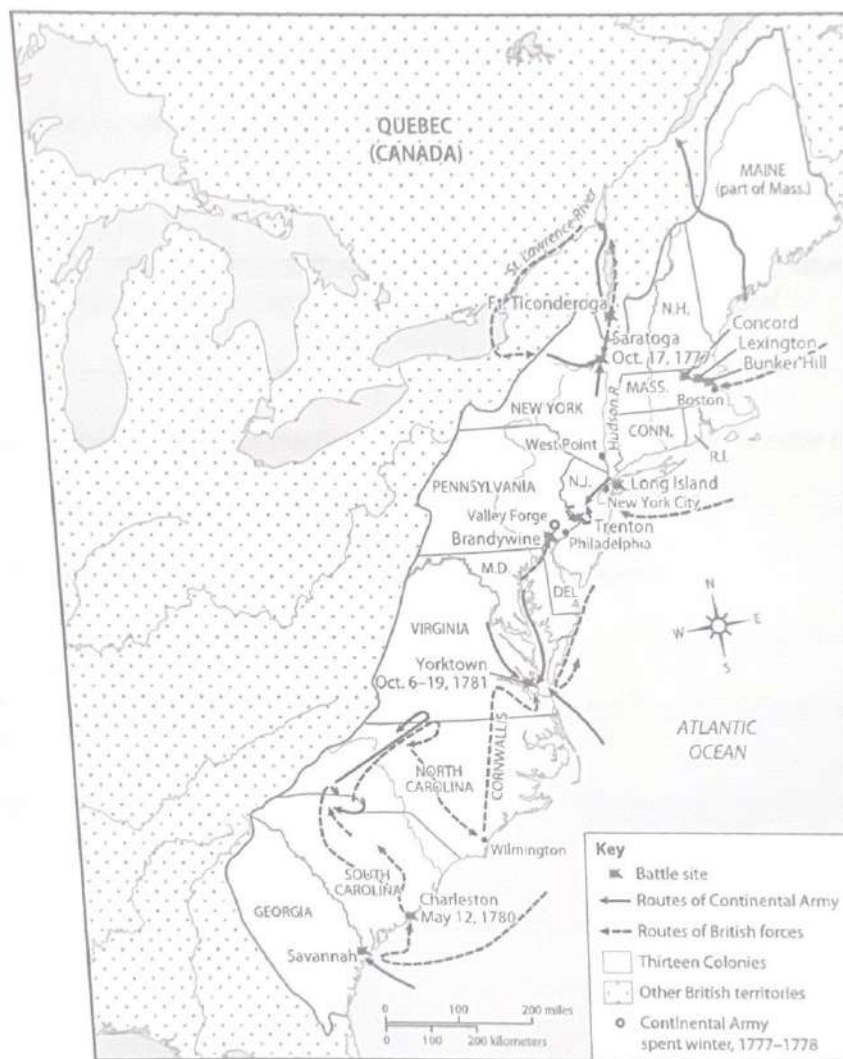
me \_\_\_\_\_

Date \_\_\_\_\_

Activity Page 1.5

Use with Chapter 1

### Major Sites of the Revolutionary War



1. Where were the sites from the three major battles that took place near Boston, Massachusetts, at the beginning of the Revolutionary War?  
\_\_\_\_\_
2. When did the Battle of Saratoga take place?  
\_\_\_\_\_

me \_\_\_\_\_

Date \_\_\_\_\_

Activity Page 1.5 (continued)

Use with Chapter 1

In what small town northwest of Philadelphia did the Continental Army spend the winter of 1777–78?

\_\_\_\_\_

4. What map symbol is used to indicate the routes taken by British forces?

\_\_\_\_\_

5. About how many miles (as the crow flies) did Cornwallis's troops have to cover when they marched north from Wilmington, North Carolina, to the outskirts of Yorktown, Virginia?

\_\_\_\_\_

6. What feature on the map helps you figure out the distance between two or more points?

\_\_\_\_\_

7. Which two cities did the Continental Army approach via the water?

\_\_\_\_\_

8. Where did the last major battle of the Revolutionary War take place from October 6 through 19, 1781?

\_\_\_\_\_

# Virtual Learning

## 3<sup>rd</sup> Grade Math

Date: Sept. 3, 2024

Dear Parents and Guardians,

We are excited to announce our first upcoming Virtual Learning Day on September 3rd! On this day, your child will not attend school. They will engage in a special assignment designed to reinforce and review a lesson previously taught in class.

Students will receive a Lesson 11 practice review, which will help them consolidate their understanding of the material. We kindly ask that your child completes this packet at home and returns it to school by Wednesday, September 4th.

If you have any questions or need assistance with the virtual learning materials, please do not hesitate to reach out to me on our SES App. Thank you for your support in helping make this Virtual Learning Day a success!

Best regards,

Mrs. Franklin


This packet belongs to: \_\_\_\_\_





Name \_\_\_\_\_

1. Skip-count by fours. Match each number to the correct expression.




4

$2 \times 4$



$5 \times 4$



$4 \times 4$



$8 \times 4$



$10 \times 4$



$1 \times 4$



$9 \times 4$



$3 \times 4$



$6 \times 4$



$7 \times 4$

plete the equations.

$6 \times 4 = \underline{\hspace{2cm}}$

$3. \quad \underline{\hspace{2cm}} \times 4 = 24$

$4. \quad 24 = \underline{\hspace{2cm}} \times 6$

$8 \times 4 = \underline{\hspace{2cm}}$

$6. \quad 4 \times \underline{\hspace{2cm}} = 32$

$7. \quad 32 = \underline{\hspace{2cm}} \times 8$

---

Use the Read–Draw–Write process to solve the problem.

Miss Diaz has 5 tables.

There are 4 chairs at each table.

How many chairs are there altogether?

There are            altogether.

---

9. Draw to show why the statement in the box is true.

$4 \times 6 = 6 \times 4$
---------------------------



Dear parents,

Tuesday, September 3<sup>rd</sup> is virtual learning day for students so they will work from home. Please have your student complete the attached worksheets along with reading their fluency, sight, and nonsense words in their folder.

Hope everyone has a wonderful and safe Labor Day weekend!

NAME: \_\_\_\_\_


10.2

ACTIVITY PAGE

DATE: \_\_\_\_\_

## Fill in the Blanks

Directions: Draw a circle around the best word for each sentence. Then write it in the blank.



1. I felt \_\_\_\_\_ riding on the ship. (seasick, sleep)

2. Can you \_\_\_\_\_ me how to drive? (reach, teach)

3. My sister made me \_\_\_\_\_. (steam, scream)

4. Could I \_\_\_\_\_ have a slice of cake. (Pete, please)

5. The \_\_\_\_\_ fall off the tree in the fall. (leaves, trees)

6. A \_\_\_\_\_ is a bird with a tail like a fan. (peacock, eagle)



7. The toy will squeak when you \_\_\_\_\_ it. (squeeze, leave)

8. I like a \_\_\_\_\_ treat after school. (sweet, steam)

9. I have \_\_\_\_\_ sisters. (three, tree)

10. "Bless you," he said when I \_\_\_\_\_. (sneezed, reached)

11. I like to read the tale, "Sheep in a \_\_\_\_\_." (Jeep, Leave)

12. \_\_\_\_\_ is a man's name. (Stove, Pete)

NAME: \_\_\_\_\_

11.2

ACTIVITY PAGE

DATE: \_\_\_\_\_

## Sound Spellings: 'g'

Circle the 'g' in each word. Next, read each sentence and write the word with the tricky spelling 'g' under the heading "got" if the tricky spelling is pronounced /g/ or "gem" if it is pronounced /j/.

/g/		/j/
got		gem
gum		tragic
big		legend

/g/ as in  
*got*

/j/ as in  
*gem*

1. He did a magic trick. *magic*
2. This fish has gills.
3. Dad is the best at golf.
4. The cat is in the cage.
5. Brr! That pond was frigid!
6. A present is a gift.
7. Mom had a stick of gum.

NAME: \_\_\_\_\_

11.3

ACTIVITY PAGE

DATE: \_\_\_\_\_

### Words for the Branches

gentle	gossip
gutter	gather
generous	gym
ginger	goat
engine	gotten



NAME: \_\_\_\_\_

11.4

ACTIVITY PAGE

DATE: \_\_\_\_\_

## Fill Up the Branches

Write the words from Activity Page 11.3 on the appropriate branches.

